

TECHNICAL REPORT

**Systematic review of the efficacy,
effectiveness and safety of newer
and enhanced seasonal influenza
vaccines for the prevention of
laboratory-confirmed influenza in
individuals aged 18 years and over**

ECDC TECHNICAL REPORT

Systematic review of the efficacy, effectiveness and safety of newer and enhanced seasonal influenza vaccines for the prevention of laboratory-confirmed influenza in individuals aged 18 years and over



This report was developed under contract NP/2019/OCS/10571 between the European Centre for Disease Prevention and Control (ECDC) and the Irish Health Information and Quality Authority (HIQA). A systematic review protocol developed by HIQA in collaboration with the Working Group under the EU/EEA NITAG COLLABORATION (supported by the ECDC Secretariat) and registered on the PROSPERO website served as the basis for the systematic literature review conducted by HIQA (PROSPERO ID = CRD42020156800).

A working group under the EU/EEA National Immunisation Technical Advisory Group (NITAG) collaboration formed in June 2019 on newer and enhanced inactivated seasonal influenza vaccines consisted of the following members:

Annasara Carnahan (SE), Jaime Jesús Pérez (ES), Anna Hayman Robertson (NO), Kari Johansen (Project lead ECDC), Jorgen de Jonge (NL), Tyra Krause (DK), Nathalie Nicolay (ECDC) Hanna Nohynek (FI), Ioanna Pavlopoulou (GR), Richard Pebody (UK), Pasi Penttinen (ECDC), Marta Soler-Soneira (ES), and Ole Wichmann (DE).

The evaluation team from the Health Information and Quality Authority (HIQA) consisted of the following staff members: Laura Comber, Patricia Harrington, Sarah Hawkshaw, Karen Jordan, Liam Marshall, Éamon Ó Murchú, Michelle O'Neill, Conor Teljeur and Máirín Ryan.

No conflicts of interest were reported by any member of the evaluation team.

Suggested citation: European Centre for Disease Prevention and Control. Systematic review of the efficacy, effectiveness and safety of newer and enhanced seasonal influenza vaccines for the prevention of laboratory-confirmed influenza in individuals aged 18 years and over. Stockholm: ECDC; 2020.

Stockholm, October 2020

PDF

ISBN 978-92-9498-467-8

doi: 10.2900/751620

Catalogue number TQ-02-20-772-EN-N

© European Centre for Disease Prevention and Control, 2020

Reproduction is authorised, provided the source is acknowledged

Contents

Abbreviations	vi
Abstract	1
Background	1
Objective	1
Methods.....	1
Main results	1
Conclusions.....	2
Summary of findings	3
Summary of findings - MF59® adjuvanted influenza vaccines	3
Summary of findings - High-dose influenza vaccines	4
Summary of findings-cell-based influenza vaccines	4
Summary of findings - recombinant HA influenza vaccines.....	5
1. Introduction	6
1.1 Objective.....	7
2. Methodology	8
2.1 Research questions	8
2.2 Eligibility criteria.....	8
2.3 Search strategy.....	9
2.4 Data collection and analysis	9
2.5 GRADE and 'summary of findings' table.....	11
3. Results	12
3.1 Unadjusted and adjusted vaccine effectiveness.....	14
3.2 MF59® adjuvanted influenza vaccines	15
3.3 High-dose influenza vaccines.....	29
3.4 Cell-based influenza vaccines	42
3.5 Recombinant HA influenza vaccines	52
3.6 Duration of within-season protection of vaccines.....	59
4. Discussion.....	60
4.1 MF59® adjuvanted influenza vaccines.....	60
4.2 High-dose influenza vaccines.....	61
4.3 Cell-based influenza vaccines	61
4.4 Recombinant HA influenza vaccines	62
4.5 Challenges encountered during review process	62
4.6 Strengths and limitations	64
4.7 Conclusion.....	65
References	66
Appendices.....	74
Appendix 1. Electronic databases' search terms	74
Appendix 2. Grey literature sources	77
Appendix 3. Excluded studies.....	78
Appendix 4. Ongoing or completed studies.....	104
Appendix 5. Study characteristics for efficacy and effectiveness	105
Appendix 6. Vaccine and circulating strain characteristics	112
Appendix 7. Study characteristics for safety	119
Appendix 8. Safety sub group analyses- older adults.....	128
Appendix 9. Supplementary GRADE assessment	132

Figures

Figure 3.1 PRISMA flow diagram	13
Figure 3.2 Adjusted versus unadjusted vaccine effectiveness	14
Figure 3.3 Difference between adjusted and unadjusted vaccine effectiveness by study sample size.....	14
Figure 3.4 Vaccine effectiveness of aIIV3 versus no vaccination against any influenza.....	15
Figure 3.5 Vaccine effectiveness of aIIV3 versus no vaccination against Influenza A(H1N1)	16
Figure 3.6 Vaccine effectiveness of aIIV3 versus no vaccination against Influenza A(H3N2)	16
Figure 3.7 Vaccine effectiveness of aIIV3 versus no vaccination against Influenza B	17
Figure 3.8 Relative risk of combined local adverse events, adjuvanted versus non-adjuvanted vaccines	20

Figure 3.9 Relative risk of local pain, adjuvanted versus non-adjuvanted vaccines	20
Figure 3.10 Relative risk of redness-erythema, adjuvanted versus non-adjuvanted vaccines	21
Figure 3.11 Relative risk of swelling, adjuvanted versus non-adjuvanted vaccines.....	21
Figure 3.12 Relative risk of induration, adjuvanted versus non-adjuvanted vaccines.....	21
Figure 3.13 Relative risk of combined systemic adverse events, adjuvanted versus non-adjuvanted vaccines	22
Figure 3.14 Relative risk of myalgia, adjuvanted versus non-adjuvanted vaccines	23
Figure 3.15 Relative risk of fever, adjuvanted versus non-adjuvanted vaccines	23
Figure 3.16 Relative risk of headache, adjuvanted versus non-adjuvanted vaccines	23
Figure 3.17 Relative risk of shiver and chills, adjuvanted versus non-adjuvanted vaccines	24
Figure 3.18 Relative risk of arthralgia, adjuvanted versus non-adjuvanted vaccines.....	24
Figure 3.19 Relative risk of malaise, adjuvanted versus non-adjuvanted vaccines	24
Figure 3.20 Relative risk of nausea, adjuvanted versus non-adjuvanted vaccines	25
Figure 3.21 Relative risk of fatigue, adjuvanted versus non-adjuvanted vaccines	25
Figure 3.22 Risk of bias summary: review authors' judgment of each risk of bias item	26
Figure 3.23 Risk of bias summary: review authors' judgments about each risk of bias item.....	27
Figure 3.24 Vaccine effectiveness of HD-IIV3 versus SD-IIV3 against any influenza-related hospitalisation.....	30
Figure 3.25 Vaccine effectiveness of HD-IIV3 versus SD-IIV3 against any influenza- or pneumonia-related hospitalisation	30
Figure 3.26 Vaccine effectiveness of HD-IIV3 versus SD-IIV3 against any influenza-related hospital encounters ...	31
Figure 3.27 Vaccine effectiveness of HD-IIV3 versus SD-IIV3 against any influenza-related hospital encounters ...	31
Figure 3.28 Relative risk of combined local adverse events, high-dose versus standard-dose	33
Figure 3.29 Relative risk of ecchymosis, high-dose versus standard-dose	34
Figure 3.30 Relative risk of induration, high-dose versus standard-dose	34
Figure 3.31 Relative risk of pain, high-dose versus standard-dose	34
Figure 3.32 Relative risk of redness and erythema, high-dose versus standard-dose	35
Figure 3.33 Relative risk of swelling, high-dose versus standard-dose.....	35
Figure 3.34 Relative risk of combined systemic adverse events, high-dose versus standard-dose.....	36
Figure 3.35 Relative risk of fever, high-dose versus standard-dose	36
Figure 3.36 Relative risk of headache, high-dose versus standard-dose.....	37
Figure 3.37 Relative risk of malaise, high-dose versus standard-dose.....	37
Figure 3.38 Relative risk of myalgia, high-dose versus standard-dose	38
Figure 3.39 Relative risk of shiver and chills, high-dose versus standard-dose.....	38
Figure 3.40 Relative risk of diarrhoea, high-dose versus standard- dose.....	39
Figure 3.41 Relative risk of fatigue, high-dose versus standard-dose	39
Figure 3.42 Risk of bias summary: Review authors' judgment of each risk of bias item.....	40
Figure 3.43 Risk of bias summary: review authors' judgments about each risk of bias item.....	41
Figure 3.44 Vaccine efficacy of ccIIV3 versus placebo against any influenza, adults aged 18 to 49 years.....	42
Figure 3.45 Vaccine efficacy of ccIIV3 versus placebo against Influenza A(H1N1), adults aged 18 to 49 years.....	43
Figure 3.46 Vaccine efficacy of ccIIV3 versus placebo against Influenza A(H3N2), adults aged 18 to 49 years.....	43
Figure 3.47 Vaccine efficacy of ccIIV3 versus placebo against Influenza B, adults aged 18 to 49 years	43
Figure 3.48 Relative risk of combined local adverse events, ccIIV3 versus IIV3.....	45
Figure 3.49 Relative risk of pain, ccIIV3 versus IIV3.....	46
Figure 3.50 Relative risk of redness and erythema, ccIIV3 versus IIV3.....	46
Figure 3.51 Relative risk of swelling, ccIIV3 versus IIV3	46
Figure 3.52 Relative risk of induration, ccIIV3 versus IIV3	46
Figure 3.53 Relative risk of ecchymosis, ccIIV3 versus IIV3	47
Figure 3.54 Relative risk of combined systemic adverse events, ccIIV3 versus IIV3.....	47
Figure 3.55 Relative risk of chills, ccIIV3 versus IIV3.....	47
Figure 3.56 Relative risk of arthralgia, ccIIV3 versus IIV3	48
Figure 3.57 Relative risk of myalgia, ccIIV3 versus IIV3.....	48
Figure 3.58 Relative risk of malaise, ccIIV3 versus IIV3	48
Figure 3.59 Relative risk of headache, ccIIV3 versus IIV3	48
Figure 3.60 Relative risk of fatigue, ccIIV3 versus IIV3.....	49
Figure 3.61 Relative risk of fever, ccIIV3 versus IIV3	49
Figure 3.62 Relative risk of vomiting, ccIIV3 versus IIV3	49
Figure 3.63 Relative risk of diarrhoea, ccIIV3 versus IIV3	49
Figure 3.64 Risk of bias summary: review authors' judgment of each risk of bias item	50
Figure 3.65 Risk of bias summary: review authors' judgments about each risk of bias item.....	51
Figure 3.66 Relative risk of combined local adverse events, recombinant HA versus IIV.....	53
Figure 3.67 Relative risk of pain, recombinant HA versus IIV	53
Figure 3.68 Relative risk of redness and erythema, recombinant HA versus IIV	54
Figure 3.69 Relative risk of swelling, recombinant HA versus IIV	54
Figure 3.70 Relative risk of tenderness, recombinant HA versus IIV.....	55

Figure 3.71 Relative risk of chills, recombinant HA versus IIV.....55
 Figure 3.72 Relative risk of fatigue, recombinant HA versus IIV.....56
 Figure 3.73 Relative risk of headache, recombinant HA versus IIV.....56
 Figure 3.74 Relative risk of myalgia, recombinant HA versus IIV57
 Figure 3.75 Relative risk of nausea, recombinant HA versus IIV57
 Figure 3.76 Risk of bias summary: review authors’ judgment of each risk of bias item58
 Figure 3.77 Risk of bias summary: review authors’ judgments about each risk of bias item.....58

Tables

Table 2.1 PICOS criteria for review questions8
 Table 3.1 Effectiveness of MF59® adjuvanted influenza vaccines against laboratory-confirmed influenza..... 18
 Table 3.2 Effectiveness of MF59® adjuvanted influenza vaccines for additional outcomes 19
 Table 3.3 ROBINS-I assessment of risk of bias of non-randomised studies of interventions.....28
 Table 3.4 Effectiveness of high-dose influenza vaccines for additional outcomes32
 Table 3.5 ROBINS-I assessment of risk of bias of non-randomised studies of interventions..... 42
 Table 3.6 Effectiveness of cell-based influenza vaccines for the prevention of laboratory-confirmed influenza..... 44
 Table 3.7 ROBINS-I assessment of risk of bias of non-randomised studies of intervention 52

Abbreviations

aIIV3	Adjuvanted trivalent inactivated influenza vaccine
aIIV4	Adjuvanted quadrivalent inactivated influenza vaccine
ccIIV3	Cell-based trivalent inactivated influenza vaccine
ccIIV4	Cell-based quadrivalent inactivated influenza vaccine
CDC	Centers for Disease Control and Prevention
CI	Confidence interval
COPD	Chronic obstructive pulmonary disease
DALY	Disease-adjusted life year
FEM	Fixed-effect model
GRADE	Grading of recommendations assessment, development and evaluation
HA	Haemagglutinin
HD-IIV3	High-dose trivalent inactivated influenza vaccine
HD-IIV4	High-dose quadrivalent inactivated influenza vaccine
HIQA	Health Information and Quality Authority
ICD	International classification of diseases
ILI	Influenza-like illness
LAIV	Live attenuated influenza vaccine
NITAG	National immunisation technical advisory group
NRSI	Non-randomised studies of intervention
PICO	Participants, intervention, comparison, outcomes
PRISMA	Preferred reporting items for systematic reviews and meta analyses
RCT	Randomised controlled trial
REM	Random-effects model
RIV3	Recombinant trivalent inactivated influenza vaccine
RIV4	Recombinant quadrivalent inactivated influenza vaccine
ROBINS-I	Risk of bias in non-randomised studies of interventions
RT-PCR	Reverse transcription-polymerase chain reaction
RR	Risk ratio
SAE	Serious adverse event
SD-IIV3	Standard-dose trivalent inactivated influenza vaccine
SD-IIV4	Standard-dose quadrivalent inactivated influenza vaccine
VE	Vaccine effectiveness
WHO	World Health Organization

Abstract

Background

Seasonal influenza is an infectious respiratory disease which circulates annually and is associated with a considerable health and economic burden globally. The most effective means of preventing seasonal influenza is through strain-specific vaccination. For many decades, only trivalent influenza vaccines (that include two influenza A strains and one influenza B strain) have been available. In recent years, quadrivalent (two influenza A strains and two influenza B strains) have been authorised and are increasingly available. Traditional influenza vaccines have limitations in terms of immune response and the substrate used in their manufacturing which can reduce overall effectiveness. Newer and enhanced influenza vaccines have been developed, both in trivalent and quadrivalent forms, in an attempt to counteract these limitations.

Objective

The objective of this systematic review is to assess and synthesise the literature on the efficacy, effectiveness and safety of newer and enhanced inactivated seasonal influenza vaccines for the prevention of laboratory-confirmed influenza in individuals aged 18 years or older, namely: MF59[®] adjuvanted, cell-based, high-dose, and recombinant haemagglutinin (HA) influenza vaccines.

Methods

A systematic literature search was conducted in electronic databases (MEDLINE, Embase, CINAHL and The Cochrane Library) and grey literature sources up to 7 February 2020. No restrictions were placed on date or language. Randomised controlled trials (RCTs) and non-randomised studies of interventions (NRSIs) were eligible for inclusion. Returned records were screened for relevance and the full-text of potentially relevant articles assessed, applying predefined eligibility criteria.

Two reviewers independently extracted data, and pooling was considered where two or more studies reported an outcome. Study results were pooled using both fixed and random effects meta-analysis.

Two reviewers independently assessed the risk of bias of included studies using standardised tools. Certainty of evidence for key outcomes was assessed using the GRADE methodology.

Main results

The collective search returned 28 846 records. Removal of duplicates and screening resulted in 868 full-texts being assessed for relevance with 110 studies being included. Of these 110 studies, 48 possessed results relevant to adjuvanted influenza vaccines, 36 to high-dose influenza vaccines, 19 to cell-based influenza vaccines, and 10 to recombinant HA influenza vaccines. The primary outcomes of interest to this review are presented below, with consideration towards the hierarchy of evidence whereby only the highest available level is presented. No studies were identified which compared any, or all, of these newer and enhanced vaccines to each other.

No efficacy data were identified for adjuvanted influenza vaccines for any comparator (another vaccine, placebo or 'no vaccination'). In terms of relative vaccine effectiveness, there was no significant difference in vaccine effectiveness reported by included studies that compared adjuvanted trivalent vaccine with either non-adjuvanted trivalent or quadrivalent vaccines in adult or older adult (aged ≥ 65 years) populations. Adjuvanted trivalent influenza vaccines displayed a significant effect in preventing laboratory-confirmed influenza in older adults (aged ≥ 65 years) when compared with no vaccination for any influenza subtype (vaccine effectiveness (VE) = 45%, 95% CI 23 to 61, five NRSIs across three influenza seasons, random effects model (REM), $I^2=63\%$, low-certainty evidence), influenza A(H1N1) (VE=61%, 95% CI 44 to 73, four NRSIs across two influenza seasons, REM, $I^2=14.5\%$, low-certainty evidence) and influenza B (VE=29%, 95% CI 5 to 46, five NRSIs across three influenza seasons, REM, $I^2=0\%$, low-certainty evidence), but not for influenza A(H3N2) (VE=11%, 95% CI -25 to 36, 8 NRSIs across five influenza seasons, REM, $I^2=49\%$, very-low certainty evidence).

Pooled analyses of effectiveness data comparing adjuvanted with non-adjuvanted vaccines was restricted by limited study numbers and statistical and clinical heterogeneity. Compared with traditional trivalent influenza vaccines, adjuvanted trivalent influenza vaccines were associated with a greater number of combined local adverse events (risk ratio (RR)= 1.90, 95% CI 1.50 to 2.39, four RCTs, REM, $I^2=0\%$, moderate-certainty evidence), pain at injection site (RR=2.02, 95% CI 1.53 to 2.67, 12 RCTs, REM, $I^2=75\%$, moderate-certainty evidence), combined systemic reactions (RR=1.18, 95% CI 1.02 to 1.38, five RCTs, REM, $I^2=8\%$, moderate-certainty evidence), myalgia (RR=1.71, 95% CI 1.09 to 2.69, 10 RCTs, REM, $I^2=31\%$, moderate-certainty evidence), fever (RR=1.97, 95% CI 1.07 to 3.61, nine RCTs, REM, $I^2=31\%$, low-certainty evidence) and chills (RR=1.70, 95% CI 1.20 to 2.40, seven RCTs, REM, $I^2=0\%$, moderate-certainty evidence).

High-dose trivalent influenza vaccination was shown to have higher relative vaccine efficacy in preventing influenza compared with standard-dose trivalent influenza vaccines in older adults aged 65 years and over (VE=24%, 95% CI 10 to 37, one RCT, moderate-certainty evidence). One NRSI demonstrated significant effect for high-dose trivalent vaccine against influenza B (VE=89%, 95% CI 47 to 100), but not for influenza A(H3N2) (VE=22%, 95% CI -82 to 66) when compared with no vaccination in older adults (aged ≥ 65 years). Based on pooled estimates, high dose trivalent and quadrivalent vaccines were associated with significantly higher rates of a range of local and systemic adverse events compared with their standard dose trivalent and quadrivalent equivalents. Specifically, they were associated with significantly higher rates of combined local reactions (RR=1.40, 95% CI 1.20 to 1.64, three RCTs, FEM, $I^2=25\%$, low-certainty evidence), pain at injection site (RR=1.56, 95% CI 1.26 to 1.93, seven RCTs, REM, $I^2=57\%$, moderate-certainty evidence), swelling (RR=2.20, 95% CI 1.12 to 4.32, $I^2=46\%$, six RCTs, low-certainty evidence), induration (RR=1.63 95% CI 1.10 to 2.39, FEM, $I^2=68\%$, two RCTs, low-certainty evidence), headache (RR=1.35, 95% CI 1.02 to 1.77, REM, $I^2=0\%$, seven RCTs, moderate-certainty evidence), chills (RR=1.73, 95% CI 1.07 to 2.81, REM, $I^2=0\%$, four RCTs, low-certainty evidence), and malaise (RR=1.28, 95% CI 1.08 to 1.51, REM, $I^2=0\%$, seven RCTs, moderate-certainty evidence).

No relative efficacy data were identified for the direct comparison of cell-based vaccines compared with traditional vaccines. Efficacy data were available comparing cell-based trivalent influenza vaccines with placebo in adults (aged 18-49 years), against any influenza (VE=70%, 95% CI 61% to 77%, two RCTs, fixed effects model (FEM), $I^2=0\%$, moderate-certainty evidence), influenza A(H1N1) (VE=82%, 95% CI 71% to 89%, two RCTs, FEM, $I^2=62\%$, moderate-certainty evidence), influenza A(H3N2) (VE=72%, 95% CI 39% to 87%, two RCTs, FEM, $I^2=0\%$, moderate-certainty evidence) and influenza B (VE=52%, 95% CI 30% to 68%, two RCTs, FEM $I^2=0\%$, moderate-certainty evidence). Limited and heterogeneous data were presented for effectiveness when compared with no vaccination. One NRSI compared cell-based trivalent and quadrivalent vaccination with traditional trivalent and quadrivalent influenza vaccines which highlighted no significant difference in effect for any influenza or specific strains in older adults. The safety profile of cell-based trivalent vaccines was comparable to traditional trivalent influenza vaccines with higher rates of ecchymosis in cell-based vaccine recipients being the only significant difference (RR=1.27, 95% CI 1.03 to 1.56, three RCTs, FEM, $I^2=47\%$, low-certainty evidence).

One study found that the quadrivalent recombinant HA influenza vaccine had higher relative vaccine efficacy in preventing influenza compared with traditional quadrivalent influenza vaccination in adults aged ≥ 50 years (VE=30%, 95% CI 10 to 47, one RCT, moderate-certainty evidence). Another study found that the trivalent recombinant HA vaccine had higher efficacy compared with placebo (VE=45%, 95% CI 19 to 63, one RCT) in adults aged 18-55 years. No effectiveness data were identified for comparison with no vaccination or traditional influenza vaccines. Pooled estimates indicate that, with the exception of a higher rate of chills (RR=1.33, 95% CI 1.03 to 1.72, three RCTs, FEM, $I^2=46\%$, low-certainty evidence), the safety profile of the recombinant HA trivalent and quadrivalent influenza vaccines was comparable to that of their traditional trivalent and quadrivalent vaccine equivalents.

Conclusions

The evidence base for the efficacy and effectiveness of newer and enhanced influenza vaccines is limited at present. Based on reviewed evidence, it is probable that these vaccines provide greater protection than no vaccination. Evidence regarding the comparability of these vaccines with traditional seasonal influenza vaccines is uncertain due to a dearth of available literature, clinical and statistical heterogeneity. A large body of evidence was presented for the safety of these influenza vaccines, with the safety profiles found to be largely in keeping with that expected when considering their individual compositions. Reporting within individual studies limited the data coverage of this review. Recommendations are provided to enhance research conduct and reporting regarding these newer and enhanced influenza vaccines which are anticipated to improve data coverage overall. A large number of potentially relevant studies were identified as ongoing, highlighting a need for this review to be updated in the near future.

Summary of findings

Summary of findings - MF59[®] adjuvanted influenza vaccines

Effectiveness of adjuvanted trivalent inactivated influenza vaccine (allV3) compared with no vaccination for prevention of laboratory-confirmed influenza			
Patient or population: Older adults (aged ≥65 years) Setting: Any setting Intervention: allV3 Comparison: No vaccination			
Outcomes	Vaccine effectiveness* (95% CI)	Number of studies	Certainty of the evidence (GRADE)
Influenza (any)	VE 44.9% (22.7 to 60.8)	5 observational studies (across 3 seasons: 2011-12; 2017-18; 2018-19)	⊕⊕○○ LOW ^{a,c}
Influenza A(H1N1)	VE 61.2% (43.7 to 73.3)	4 observational studies (across 2 seasons: 2017-18; 2018-19)	⊕⊕○○ LOW ^{a,c}
Influenza A(H3N2)	VE 10.6% (-24.5 to 35.7)	8 observational studies (across 5 seasons: 2014-15; 2015-16; 2016-17; 2017-18; 2018-19)	⊕○○○ VERY LOW ^{a,b,c}
Influenza B	VE 28.5% (5.4 to 46.0)	5 observational studies (across 3 seasons: 2014-15; 2015-16; 2017-18)	⊕⊕○○ LOW ^{a,c}
allV3: adjuvanted trivalent inactivated influenza vaccine; CI: Confidence interval VE: Vaccine effectiveness [(1 – Odds Ratio)*100%] *Given the outcome of interest typically incorporating adjusting results are not presented as raw rates. Total participant numbers for vaccine of interest were not presented by all included studies.			
GRADE Working Group grades of evidence High certainty: We are very confident that the true effect lies close to that of the estimate of the effect Moderate certainty: We are moderately confident in the effect estimate: The true effect is likely to be close to the estimate of the effect, but there is a possibility that it is substantially different Low certainty: Our confidence in the effect estimate is limited: The true effect may be substantially different from the estimate of the effect Very low certainty: We have very little confidence in the effect estimate: The true effect is likely to be substantially different from the estimate of effect			

Explanations

- a. Downgraded one level for risk of bias (see Table 3.3 for additional details)
- b. Downgraded one level due to inconsistency in results
- c. Downgraded one level due to imprecision

Safety of allV3 compared with trivalent inactivated influenza vaccine IIV3					
Patient or population: Adults (aged ≥18 years) Setting: Safety in any setting Intervention: allV3 Comparison: IIV3					
Outcomes	Anticipated absolute effects* (95% CI)		Relative effect (95% CI)	№ of participants (studies)	Certainty of the evidence (GRADE)
	Risk with IIV3	Risk with allV3			
Combined local events	172 per 1 000	327 per 1 000 (258 to 411)	RR 1.90 (1.50 to 2.39)	8 043 (4 RCTs)	⊕⊕⊕○ MODERATE ^a
Pain	135 per 1 000	274 per 1 000 (207 to 362)	RR 2.02 (1.53 to 2.67)	11 298 (12 RCTs)	⊕⊕⊕○ MODERATE ^a
Combined systemic events	67 per 1 000	80 per 1 000 (69 to 93)	RR 1.18 (1.02 to 1.38)	8 651 (5 RCTs)	⊕⊕⊕○ MODERATE ^a
Fever	30 per 1 000	58 per 1 000 (32 to 107)	RR 1.97 (1.07 to 3.61)	10 236 (9 RCTs)	⊕⊕○○ LOW ^{a,b}
*The risk in the intervention group (and its 95% confidence interval) is based on the assumed risk in the comparison group and the relative effect of the intervention (and its 95% CI). allV3: adjuvanted trivalent inactivated influenza vaccine; CI: Confidence interval; IIV3: trivalent inactivated influenza vaccine; RR: Risk ratio					
GRADE Working Group grades of evidence High certainty: We are very confident that the true effect lies close to that of the estimate of the effect Moderate certainty: We are moderately confident in the effect estimate: The true effect is likely to be close to the estimate of the effect, but there is a possibility that it is substantially different Low certainty: Our confidence in the effect estimate is limited: The true effect may be substantially different from the estimate of the effect Very low certainty: We have very little confidence in the effect estimate: The true effect is likely to be substantially different from the estimate of effect					

Explanations

- a. Downgraded one level due to serious risk of bias (see Figures 3.22 and 3.23 for additional details)
- b. Downgraded one level due to imprecision

Summary of findings - High-dose influenza vaccines

Efficacy and safety of high-dose inactivated influenza vaccine (HD-IIV) compared with standard-dose inactivated influenza vaccine (SD-IIV) for the prevention of laboratory-confirmed influenza

Patient or population: Adults (efficacy ≥ 65 years; safety aged ≥18 years)

Setting: Any setting

Intervention: HD-IIV (Efficacy HD-IIV3; Safety HD-IIV3 or HD-IIV4)

Comparison: SD-IIV (Efficacy SD-IIV3; Safety SD-IIV3 or SD-IIV4)

Outcomes	Anticipated absolute effects* (95% CI)		Relative effect (95% CI)	№ of participants (studies)	Certainty of the evidence (GRADE)
	Risk with SD-IIV	Risk with HD-IIV			
Influenza (any) ^a	19 per 1 000	14 per 1 000	VE 24.2% (9.7 to 36.5)	31 983 (1 RCT)	⊕⊕⊕○ MODERATE ^a
Combined local events	376 per 1 000	527 per 1 000 (452 to 617)	RR 1.40 (1.20 to 1.64)	779 (3 RCTs)	⊕⊕○○ LOW ^{a,b}
Pain	268 per 1 000	418 per 1 000 (337 to 518)	RR 1.56 (1.26 to 1.93)	5 625 (7 RCTs)	⊕⊕⊕○ MODERATE ^a
Combined systemic events	302 per 1 000	353 per 1 000 (257 to 486)	RR 1.17 (0.85 to 1.61)	4 911 (5 RCTs)	⊕⊕○○ LOW ^{a,c}
Fever	18 per 1 000	37 per 1 000 (15 to 92)	RR 2.06 (0.84 to 5.06)	5 620 (7 RCTs)	⊕○○○ VERY LOW ^{a,b,c}

*The risk in the intervention group (and its 95% confidence interval) is based on the assumed risk in the comparison group and the relative effect of the intervention (and its 95% CI).

CI: Confidence interval; HD-IIV: high-dose inactivated influenza vaccine; RR: Risk ratio; SD-IIV: standard-dose inactivated influenza vaccine; VE: Vaccine efficacy

^aDisaggregated analysis by influenza subtype limited by low case numbers

GRADE Working Group grades of evidence

High certainty: We are very confident that the true effect lies close to that of the estimate of the effect

Moderate certainty: We are moderately confident in the effect estimate: The true effect is likely to be close to the estimate of the effect, but there is a possibility that it is substantially different

Low certainty: Our confidence in the effect estimate is limited: The true effect may be substantially different from the estimate of the effect

Very low certainty: We have very little confidence in the effect estimate: The true effect is likely to be substantially different from the estimate of effect

Explanations

a. Downgraded one level due to risk of bias (see Figures 3.42 and Figure 3.43 for additional details)

b. Downgraded one level due to imprecision c. Downgraded one level due to inconsistency in results

Summary of findings-cell-based influenza vaccines

Efficacy of cell-based trivalent inactivated influenza vaccine (ccIIV3) compared with placebo for laboratory-confirmed influenza

Patient or population: Adults (18-49 years)

Setting: Any setting

Intervention: ccIIV3

Comparison: Placebo

Outcomes	Anticipated absolute effects* (95% CI)		Relative effect (95% CI)	№ of participants (studies)	Certainty of the evidence (GRADE)
	Risk with Placebo	Risk with ccIIV3			
Influenza (any)	29 per 1 000	9 per 1 000 (7 to 12)	VE 70% (61% to 77%)	14 855 (2 RCTs)	⊕⊕⊕○ MODERATE ^a
Influenza A(H1N1)	15 per 1 000	3 per 1 000 (2 to 4)	VE 82% (71% to 89%)	14 825 (2 RCTs)	⊕⊕⊕○ MODERATE ^a
Influenza A(H3N2)	4 per 1 000	1 per 1 000 (1 to 2)	VE 72% (39% to 87%)	14 855 (2 RCTs)	⊕⊕⊕○ MODERATE ^a
Influenza B	11 per 1 000	5 per 1 000 (3 to 8)	VE 52% (30% to 68%)	14 855 (2 RCTs)	⊕⊕⊕○ MODERATE ^a

*The risk in the intervention group (and its 95% confidence interval) is based on the assumed risk in the comparison group and the relative effect of the intervention (and its 95% CI).

ccIIV3: cell-based trivalent inactivated influenza vaccine; CI: Confidence interval; VE: Vaccine efficacy

GRADE Working Group grades of evidence

High certainty: We are very confident that the true effect lies close to that of the estimate of the effect

Moderate certainty: We are moderately confident in the effect estimate: The true effect is likely to be close to the estimate of the effect, but there is a possibility that it is substantially different

Low certainty: Our confidence in the effect estimate is limited: The true effect may be substantially different from the estimate of the effect

Very low certainty: We have very little confidence in the effect estimate: The true effect is likely to be substantially different from the estimate of effect

Safety of cclIV3 compared with IIV3

Patient or population: Aged (≥18 years)
Setting: Any setting
Intervention: cclIV3
Comparison: IIV3

Outcomes	Anticipated absolute effects* (95% CI)		Relative effect (95% CI)	№ of participants (studies)	Certainty of the evidence (GRADE)
	Risk with IIV3	Risk with cclIV3			
Combined local events	397 per 1 000	432 per 1 000 (353 to 536)	RR 1.09 (0.89 to 1.35)	5 328 (4 RCTs)	⊕⊕○○ LOW ^{a,b}
Pain	210 per 1 000	250 per 1 000 (206 to 303)	RR 1.19 (0.98 to 1.44)	14 665 (5 RCTs)	⊕⊕○○ LOW ^{a,b}
Combined systemic events	409 per 1 000	433 per 1 000 (380 to 495)	RR 1.06 (0.93 to 1.21)	2 120 (3 RCTs)	⊕⊕⊕○ MODERATE ^a
Fever	9 per 1 000	9 per 1 000 (5 to 18)	RR 1.01 (0.51 to 2.00)	15 396 (6 RCTs)	⊕⊕⊕○ MODERATE ^a

*The risk in the intervention group (and its 95% confidence interval) is based on the assumed risk in the comparison group and the relative effect of the intervention (and its 95% CI).
cclIV3: cell-based trivalent inactivated influenza vaccine; **CI:** Confidence interval; **IIV3:** trivalent inactivated influenza vaccine; **RR:** Risk ratio

GRADE Working Group grades of evidence
High certainty: We are very confident that the true effect lies close to that of the estimate of the effect
Moderate certainty: We are moderately confident in the effect estimate: The true effect is likely to be close to the estimate of the effect, but there is a possibility that it is substantially different
Low certainty: Our confidence in the effect estimate is limited: The true effect may be substantially different from the estimate of the effect
Very low certainty: We have very little confidence in the effect estimate: The true effect is likely to be substantially different from the estimate of effect

Explanations

- a. Downgraded one level due to risk of bias (see Figures 3.64 and 3.65 for additional details)
- b. Downgraded one level due to imprecision

Summary of findings - recombinant HA influenza vaccines

Efficacy and safety of recombinant inactivated influenza vaccine (RIV) compared with inactivated influenza vaccine (IIV) for the prevention of laboratory-confirmed influenza

Patient or population: Adults (Efficacy ≥ 50 years; safety ≥ 15 years)
Setting: Any setting
Intervention: RIV (Efficacy RIV4; Safety RIV3 or RIV4)
Comparison: IIV (Efficacy IIV4; Safety IIV3 or IIV4)

Outcomes [‡]	Anticipated absolute effects* (95% CI)		Relative effect (95% CI)	№ of participants (studies)	Certainty of the evidence (GRADE)
	Risk with IIV	Risk with RIV			
Influenza (any) [^]	32 per 1 000	22 per 1 000	VE 30% (10 to 47)	8 604 (1 RCT)	⊕⊕⊕○ MODERATE ^a
Combined local events	420 per 1 000	395 per 1 000 (378 to 412)	RR 0.94 (0.90 to 0.98)	10 556 (3 RCTs)	⊕⊕○○ LOW ^{a,b}
Pain	231 per 1 000	217 per 1 000 (169 to 280)	RR 0.94 (0.73 to 1.21)	15 094 (7 RCTs)	⊕⊕⊕○ MODERATE ^a

*The risk in the intervention group (and its 95% confidence interval) is based on the assumed risk in the comparison group and the relative effect of the intervention (and its 95% CI).

CI: Confidence interval; **IIV:** inactivated influenza vaccine; **RIV:** recombinant inactivated influenza vaccine; **RR:** Risk ratio; **VE:** Vaccine efficacy

[‡] No data presented for combined systemic or fever outcomes

[^]Disaggregated analysis by influenza subtype limited by lack of reporting of raw event counts

GRADE Working Group grades of evidence
High certainty: We are very confident that the true effect lies close to that of the estimate of the effect
Moderate certainty: We are moderately confident in the effect estimate: The true effect is likely to be close to the estimate of the effect, but there is a possibility that it is substantially different
Low certainty: Our confidence in the effect estimate is limited: The true effect may be substantially different from the estimate of the effect
Very low certainty: We have very little confidence in the effect estimate: The true effect is likely to be substantially different from the estimate of effect

Explanations

- a. Downgraded one level due to risk of bias (see Figures 3.76 and 3.77 for additional details)
- b. Downgraded one level due to inconsistency in results

1. Introduction

Seasonal influenza is an infectious respiratory disease which circulates in annual epidemics worldwide, with the period of circulation typically occurring from November to April in the Northern hemisphere and from June to October in the Southern hemisphere [1]. Seasonal influenza is largely transmitted between humans through droplet transmission, indirect contact and aerosol transmission [2].

Influenza viruses are from the Orthomyxoviridae family of ribonucleic acid viruses and are classified as four specific types: A, B, C and D. Influenza A, B and C are known to cause human infection, with D predominantly found in cattle [3,4]. Influenza C is responsible for very few human infections and hence influenza A and influenza B provide the primary focus when discussing seasonal influenza [1,3]. Influenza A is further categorised into subtypes based on the presence of specific haemagglutinin (HA) and neuraminidase proteins on the surface of the virus, with A(H1N1) and A(H3N2) commonly circulating [3]. Influenza B comprises two specific lineages, Victoria and Yamagata. Relative to influenza A, it typically exhibits a much lower mutation rate and generally results in a lower severity of infection [1,3]. In adults, influenza A(H1N1), influenza A(H3N2) and influenza B generally co-circulate each year in varying proportions depending on the season [1]. The highest burden of influenza in adults has tended to be in seasons with a predominance of influenza A(H3N2) circulation [5].

Annual estimates of influenza infection are inconsistent due to variation in the circulating virus strains. However, one study from England provides estimates across five influenza seasons with 18% of all unvaccinated individuals being infected based on serological findings, and the majority of these cases being asymptomatic [6]. The clinical presentation of symptomatic infection with seasonal influenza is characterised by pyrexia, myalgia, malaise, cough and other respiratory symptoms [5]. The severity of such symptoms can range from mild to severe, with otherwise healthy individuals typically recovering in relatively short timeframes, whereas higher morbidity and mortality is predominantly seen in those deemed to be higher risk groups, such as those with chronic diseases, immunosuppressive conditions, and the elderly [7].

The scale of the effect of seasonal influenza is dependent on a number of factors including the predominantly circulating strains, vaccination coverage and the mutation of the virus relative to previous seasons [5]. Collectively, the World Health Organization (WHO) estimates that annual seasonal influenza epidemics result in three to five million severe cases and 290 000 to 650 000 respiratory deaths worldwide [7]. All-cause influenza-attributable mortality was estimated to be 25.4 (95% CI 25.0 to 25.8) per 100 000 population and 118.2 (95%CI 116.4 to 119.9) per 100 000 for adults aged 65 in the 2017-2018 influenza season in Europe [8]. Influenza is reported to have the highest burden of all infectious diseases in Europe in terms of disease-adjusted life years (DALYs), with 81.1 DALYs per 100 000 population (95% UI 76.9 to 86.5) representing 30% of the total burden of all included diseases [9]. The economic burden of seasonal influenza is substantial with regard to both direct healthcare costs and indirect societal costs, stemming largely from the associated morbidity and mortality in more severe cases combined with estimated productivity losses for less severe infections [1].

The most effective means to prevent influenza infection is through strain-specific vaccination [7]. To facilitate strain-specific vaccination, WHO issues recommendations to vaccine manufacturers regarding vaccine strain inclusion. These recommendations are based on predictions of the likely circulating strains, which have been informed by analysis and interpretation of global surveillance data [7, 10]. Recommendations are issued for the composition of both trivalent (two A strains and one B strain) and quadrivalent (two A strains and two B strains) vaccines and include specific viral subtyping for influenza A [7, 11]. However, due to antigenic drift, whereby genetic changes arise from ongoing evolution of the virus, antigenic mismatch between the virus strains contained in the vaccine and those in circulation in the seasonal epidemic can occur. Accurate predictive matching of vaccine strains to those that circulate is a key determinant of vaccine effectiveness [7, 10, 11]. Seasons in which a mismatch occur are typically associated with higher overall morbidity and mortality, such as the 2014-2015 influenza season [10, 12].

Beyond strain-specific matching, additional considerations for vaccine effectiveness are:

- the generation of a sufficient immune response
- the substrate used during vaccine production.

The immune response to traditional influenza vaccines can be suboptimal [11]. Newer and enhanced influenza vaccines have been developed in an attempt to improve vaccine effectiveness, particularly in the elderly for whom there is evidence of immunosenescence. Strategies to enhance the immune response include the use of adjuvants and higher doses of HA per vaccine strain. The addition of an adjuvant, such as the oil-in-water emulsion MF59[®], aims to increase immunogenicity, resulting in comparatively higher levels of HA inhibition antibodies and an enhanced immunological response [11]. High-dose influenza vaccines contain a fourfold increase of HA per strain, that is, 60µg of HA per strain instead of 15µg of HA typically included in standard dose vaccines [13]. As with the MF59[®] adjuvant, the increase in HA dose is intended to induce a larger overall immune response, thereby improving vaccine effectiveness [14].

In terms of the substrate utilised for influenza vaccine production, traditional injectable influenza vaccines are typically manufactured through egg-derived processes, with virus propagation in embryonated hen eggs and subsequent recovery and inactivation in whole, split or subunit forms [10, 11]. Mutations to HA proteins during vaccine production can occur with the use of egg substrates which can reduce overall vaccine effectiveness [10]. Vaccines manufactured through new substrates have been created and include the use of mammalian cell-culture and recombinant HA proteins produced in insect cells using baculovirus-expression [5, 10]. These new processes remove the possibility of strain mutation associated with egg-based propagation [5, 10]. Such substrates may offer further benefits, such as higher production speed for greater overall yield [10], and negate the potential risk to those individuals with severe ovalbumin allergies [15, 16].

There is a need to assess the clinical efficacy, effectiveness and safety of such newer and enhanced seasonal influenza vaccines, to inform decision-making regarding future vaccination strategies.

1.1 Objective

The objective of this report is to review, assess and synthesise the literature on newer and enhanced inactivated seasonal influenza vaccines for the prevention of laboratory-confirmed influenza in individuals aged 18 years or older.

2. Methodology

The proposed methodology for this systematic review was agreed upon with the EU/EEA National Immunisation Technical Advisory Group (NITAG) collaboration working group and subsequently registered on PROSPERO (https://www.crd.york.ac.uk/prospero/display_record.php?ID=CRD42020156800). This review adhered to the Preferred Reporting Items for Systematic Reviews and Meta-Analyses (PRISMA) criteria [17].

2.1 Research questions

This systematic review aimed to answer the following research questions:

- What is the efficacy, effectiveness and safety of trivalent (aIIV3) and quadrivalent (aIIV4) egg-based MF59[®] adjuvanted seasonal influenza vaccine by influenza type, subtype (clade if available), age and risk group?
- What is the efficacy, effectiveness and safety of trivalent (HD-IIV3) and quadrivalent (HD-IIV4) egg-based high-dose seasonal influenza vaccine by influenza type, subtype (clade if available), age and risk group?
- What is the efficacy, effectiveness and safety of trivalent (ccIIV3) and quadrivalent (ccIIV4) cell-based seasonal influenza vaccine by influenza type, subtype (clade if available), age and risk group?
- What is the efficacy, effectiveness and safety of trivalent (RIV3) and quadrivalent (RIV4) recombinant HA seasonal influenza vaccine by influenza type, subtype (clade if available), age and risk group?
- What is the relative efficacy/effectiveness between respective newer and enhanced seasonal influenza vaccines when compared to standard seasonal influenza vaccines?
- What is the duration of protection within-season of the four newer and enhanced seasonal influenza vaccines against any type of influenza and by subtype (clade if available)?

2.2 Eligibility criteria

The population, intervention, comparison, outcomes and study design (PICOS) criteria for inclusion of studies in this systematic review are provided in Table 2.1. No restrictions were placed on language or date of publication.

Table 2.1 PICOS criteria for review questions

Population	Subjects aged ≥18 years irrespective of health status or setting
Intervention	One of the following newer and enhanced seasonal influenza vaccines: <ul style="list-style-type: none"> • MF59[®] aIIV3 or MF59[®] aIIV4 • HD-IIV3 or HD-IIV4 • ccIIV3 or ccIIV4 • RIV3 or RIV4
Comparator	One of the following comparators [^] : <ul style="list-style-type: none"> • Any seasonal influenza vaccine • Placebo • No vaccination • Other type of vaccine
Outcomes	<p>Efficacy or effectiveness – main outcomes</p> <ul style="list-style-type: none"> • Laboratory-confirmed influenza** • Influenza-related mortality* • Influenza-related hospitalisation* • Influenza-associated cardiovascular disease* • Influenza-associated pneumonia or lower respiratory tract disease* <p>Efficacy or effectiveness – additional outcomes</p> <ul style="list-style-type: none"> • Influenza-like illness (symptoms of influenza only) by international case definitions • Any International Statistical Classification of Diseases and Related Health Problems (ICD)- 9 or -10 coded respiratory disease or cardiovascular mortality • Exacerbation of primary disease where there was pre-existing respiratory or cardiovascular disease <p>Safety – main outcomes</p> <ul style="list-style-type: none"> • Systemic adverse events • Local adverse events <p>Safety – additional outcomes in pregnant women</p> <ul style="list-style-type: none"> • Spontaneous abortion, foetal death, stillbirth, preterm birth (less than 37 weeks), pre-eclampsia and eclampsia • Congenital malformations (minor and major), neonatal death.

Study design	<p>The following study designs were deemed relevant[^]:</p> <ul style="list-style-type: none"> • Randomised controlled trials • Non-randomised controlled trials • Quasi-experimental studies • Prospective and retrospective cohort studies • Case control studies • Analytical cross sectional studies
---------------------	---

[^]study designs which did not include comparators were included for safety outcomes

*laboratory-confirmed by PCR, virus culture or antigen detection

**symptoms of influenza with a positive laboratory diagnosis by PCR, virus culture or antigen detection.

2.2.1 Exclusion criteria

The following study and vaccine types were excluded:

- Animal studies
- Case studies
- Immunogenicity studies
- Studies conducted during pandemic periods
- Pandemic vaccines
- Pre-pandemic vaccines
- Zoonotic vaccines.

High-dose intradermal influenza vaccines were excluded, unless they were compared with an intramuscular enhanced influenza vaccine of interest to this review. This decision reflects the position that no high-dose intradermal seasonal influenza vaccine is licensed and available for use for the 2019/2020 season in the EU/EEA. However, such vaccines may be relevant in future iterations of this review should they be authorised and available for use [15].

2.3 Search strategy

Electronic searches were conducted in Embase, MEDLINE (via PubMed), Cumulative Index to Nursing and Allied Health (CINAHL) and The Cochrane Library. The search terms and detailed search strategy for each database are provided in Appendix 1. Searches were originally conducted on the 26 September 2019, with the searches updated on the 7 February 2020 prior to analyses. The reference lists of included studies were further examined and a forward searching methodology used to identify any other potentially relevant studies.

A search of grey literature sources (Appendix 2) was conducted in an attempt to source any unpublished or ongoing studies which may be relevant to future iterations of this systematic review.

2.4 Data collection and analysis

2.4.1 Selection of eligible studies

All citations identified from the collective searches were exported to EndNote[®] (Version X8) for reference management, where duplicates were identified and removed. Using Covidence[®], three reviewers independently reviewed the titles and available summaries of the remaining citations to identify those which warranted full-text review. The full texts were obtained and independently evaluated by two reviewers applying the defined eligibility criteria outlined in Table 2.1. Where disagreements occurred, discussions were held to reach consensus and where necessary, a third reviewer was involved. Citations excluded during the full-text review stage were documented, alongside the reasoning for their exclusion and included in a study flow diagram.

2.4.2 Data extraction and management

Data extraction was conducted in Microsoft Excel. A data extraction form was developed and piloted by the reviewers, with necessary modifications made. Two reviewers then independently extracted data using the agreed data extraction form which was compared upon completion. Where disagreements occurred, discussions were held to reach consensus and where necessary, a third reviewer was involved. Extracted information included the following:

- Author, year, country, location and setting
- Participants' characteristics (age, sex, co-morbid conditions)
- Type of vaccine
- Type of comparator
- Method of vaccination status establishment

- Diagnostic or confirmatory method for outcomes of interest
- Influenza season and circulating influenza virus strains (and clades where available)
- The degree of matching of circulating influenza strains to vaccine-strains
- Reported outcomes and results.

Where additional data were required, authors were contacted by email to request this information. For safety outcomes, data relating to the influenza season, vaccine strains and circulating strains were not deemed to be relevant and therefore were not extracted.

2.4.3 Assessment of risk of bias in included studies

Two reviewers independently assessed the included studies for risk of bias, using validated critical appraisal tools. Where disagreements occurred, discussions were held to reach consensus and where necessary, a third reviewer was involved.

For the assessment of risk of bias in randomised controlled trials (RCTs), the Cochrane Risk of Bias tool was used [18]. Certain domains within the risk of bias tool were designated as key domains to enable a summary assessment of risk of bias within and between studies [19]. For efficacy studies, the designated key domains were; funding sources (other bias), random sequence generation, and incomplete outcome data. For safety studies, the designated key domains were; funding sources (other bias), blinding of participants and personnel, blinding of outcome assessment, and incomplete outcome data. Risk of bias graphs were generated using the Cochrane Review Manager software (Version 5.3).

Non-randomised studies of interventions were assessed for risk of bias using the Risk Of Bias In Non-randomised Studies-of Interventions (ROBINS-I) tool [20]. The tool was piloted by the reviewers for each study type included within this review with specifications and alterations made as required. Results were presented in tabular form, with the agreed consensus of risk of bias for each of the seven included domains and the overall risk of bias for each study denoted by the highest risk of bias score in any singular domain, as per the ROBINS-I methodology [20]. Where adjusted and unadjusted estimates were extracted from a study the risk of bias was assessed for each outcome.

Studies which did not possess a comparator were not assessed for risk of bias as no suitable tool was identified.

2.4.4 Measures of treatment effect

For test-negative design [case-control] studies, the outcome was defined as vaccine effectiveness which was uniformly defined as $(1 - \text{Odds Ratio}) \times 100\%$, where a value of 100% indicates prevention of all cases of influenza and 0% indicates prevention of no cases of influenza. The odds ratio was the odds of being vaccinated among cases (laboratory-confirmed influenza) divided by the odds of being vaccinated among controls.

For cohort studies, the outcome was also defined as vaccine effectiveness. However, rather than using an odds ratio, the studies used either the risk ratio, incidence risk ratio, or hazard ratio.

For both test-negative design case-control and cohort studies, the vaccine effectiveness was, in almost all cases, adjusted for a number of patient characteristics. The choice of covariates was not uniform across studies, although age and sex were almost uniformly included. Some studies only included covariates that demonstrated some level of association with outcomes in a univariate analysis. Where studies reported both unadjusted and adjusted vaccine effectiveness, the adjusted figure was used in the results as it was considered the less biased estimate of treatment effect.

For safety studies, numbers of events were extracted and the risk ratio was used as the preferred measure of treatment effect.

2.4.5 Data synthesis

Where two or more studies reported an outcome, pooling was considered. Study results were pooled using both fixed and random effects meta-analysis. Fixed effect meta-analysis was conducted using the Mantel-Haenszel method. Random effects meta-analysis was conducted using the Sidik-Jonkman estimator combined with the Hartung and Knapp adjustment [21, 22]. Given the differences in studies, the preference was to use a random effects analysis. However, the estimate of between study variance is considered to be unreliable when there are few studies available for pooling [23, 24]. As such, the fixed effect estimate is used when only two or three studies are available for pooling.

For vaccine effectiveness, pooling was only carried out for studies with matching intervention and comparator groups. For example, studies of adjuvanted vaccines with a comparator of IIV3 were not combined with studies where the comparator was a mix of IIV3 and IIV4. The specific lineage of influenza B was not consistently and clearly reported across studies. Therefore, consistent with similar reviews [25, 26], data were pooled across lineage to provide a summary estimate of effect.

As outcomes for the test-negative design and cohort studies were generally reported as adjusted vaccine effectiveness, it was not possible to use the two by two table for pooling. As such, pooling was on the basis of the log odds ratio and variance, with the exponential of the pooled result re-expressed as vaccine effectiveness.

2.4.6 Dealing with missing data

Where issues with missing data were encountered, the study authors were contacted. No imputation of missing data was used.

2.4.7 Assessment of heterogeneity

Heterogeneity across studies could arise for a variety of reasons, most typically because of clinical diversity, differences in study design and risk of bias. Consideration was given to study characteristics such as patient population and influenza season when investigating potential clinical heterogeneity.

In this review, potential statistical heterogeneity was assessed on the basis of the I^2 statistic, with an I^2 of between 30% and 60% interpreted as moderate heterogeneity, 50% to 90% as substantial heterogeneity, and 75% to 100% as considerable heterogeneity, in line with the Cochrane methodology [19]. The I^2 value was interpreted based on the magnitude and direction of effects, and on the strength of evidence for heterogeneity based on the chi-squared statistic.

2.4.8 Subgroup analysis and investigation of heterogeneity

Where multiple studies were available for a given outcome and there was evidence of heterogeneity, consideration was given to subgroup analysis and meta-regression to identify potential sources of heterogeneity. Given the small numbers of studies available for most comparisons, there was limited power to explore sources of heterogeneity and a risk of identifying spurious associations.

Subgroup analysis was considered where studies could be meaningfully grouped based on consistently provided data. Meta-regression was only considered if there were ten or more studies available reporting a given outcome.

2.5 GRADE and 'summary of findings' table

The certainty of evidence for each outcome of interest within this review was assessed using the Grading of Recommendations Assessment, Development, and Evaluation (GRADE) methodology [27]. Primary outcomes are presented separately for each of the newer and enhanced influenza vaccines within this review (see main summary of findings tables). For each vaccine type of interest, the five GRADE considerations (study limitations, consistency of effect, imprecision, indirectness, and publication bias) were interpreted by two reviewers to assess the quality of the body of evidence for each outcome. New guidance regarding the assessment of non-randomised studies of interventions (NRSIs) was incorporated, whereby these types of studies are not penalised for their design and begin the assessment as a high certainty of evidence like their RCT counterparts [28]. Given the nature of the uniform variable of vaccine effectiveness for influenza and influenza-related outcomes within NRSIs, results are presented without raw counts. As a broad range of safety outcomes were assessed by the included studies, a number were chosen which were thought to best reflect this outcome as a whole and which were relatively consistent across the vaccines of interest within this review: combined local reactions, pain, combined systemic reactions, and fever. For completeness, where sufficient data were presented for additional outcomes the certainty of evidence was assessed and presented as supplementary material within the appendices of this report (Appendix 9.1 to 9.4). Summary of findings tables were generated using the GRADEpro® software.

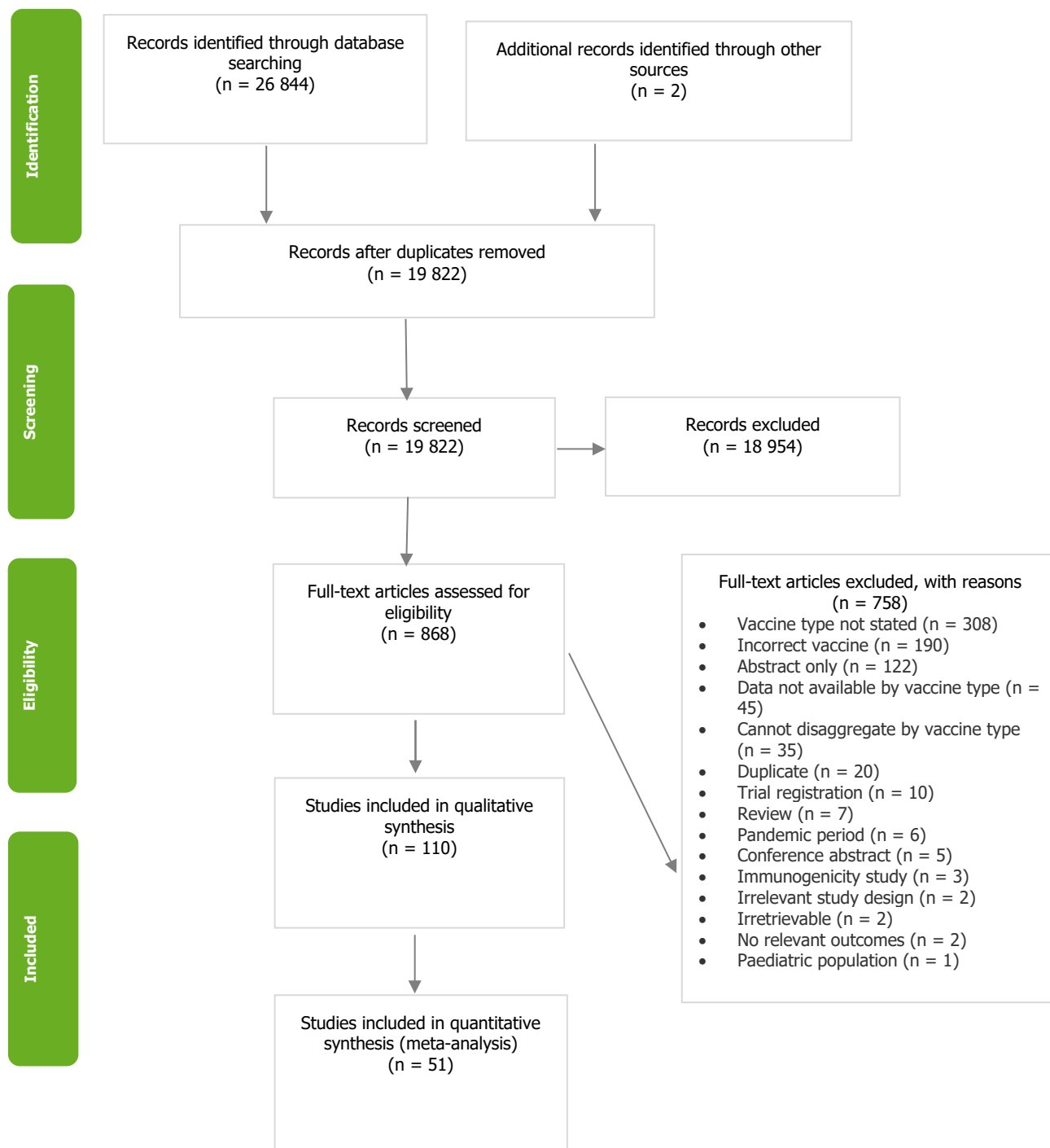
3. Results

As shown in the PRISMA flow diagram in Figure 3.1, the collective searches up until 7 February 2020 returned 26 844 records, with two further records being identified from additional sources. The removal of duplicates resulted in 19 822 records being screened for relevance, with 868 meriting full-text review. Of these records, 758 were subsequently excluded, based on the predefined eligibility criteria. A list of excluded studies and detailed overview of the reasons for exclusion is provided in Appendix 3. This resulted in 110 studies being included in this systematic review [29-139].

Of these 110 studies, 48 possessed results relevant to adjuvanted influenza vaccines, 19 to cell-based influenza vaccines, 36 to high-dose influenza vaccines, and 10 to recombinant HA influenza vaccines. For the primary outcome of laboratory-confirmed influenza, five efficacy RCTs and 15 test-negative case-control designs were included. In terms of additional influenza-related outcomes which were not laboratory-confirmed, data were presented by four case-control studies and 14 cohort studies. Sixty-one RCTs presented results relating to the safety of the vaccines of interest to this review, with further data from five cohort studies and ten single-arm studies. These results are presented in terms of the efficacy, effectiveness and safety of each of the four influenza vaccine types of interest to this review. Efficacy/effectiveness data by influenza clade were not identified.

Twenty studies were identified which were classified as ongoing or completed without published results. The titles, status and identifiers for these studies are provided in Appendix 4.

Figure 3.1 PRISMA flow diagram



3.1 Unadjusted and adjusted vaccine effectiveness

Vaccine effectiveness was reported as both unadjusted and adjusted in a number of the test-negative case-control and cohort studies. A minority of studies reported only unadjusted effectiveness. The difference between adjusted and unadjusted estimates can be substantial (Figure 3.2), and is not clearly influenced by the sample size of the study (Figure 3.3). While unadjusted effectiveness was used where adjusted was not reported, there is clearly a risk of bias associated with the unadjusted estimate.

Figure 3.2 Adjusted versus unadjusted vaccine effectiveness

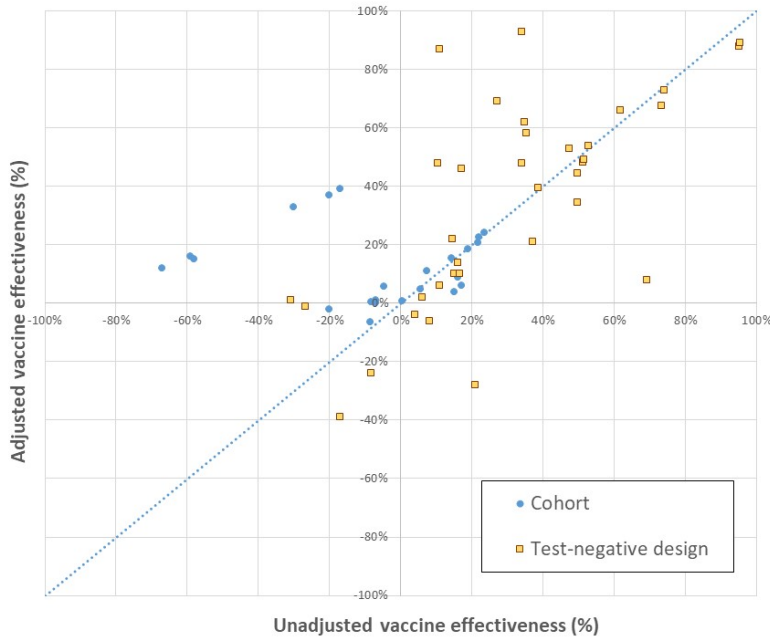
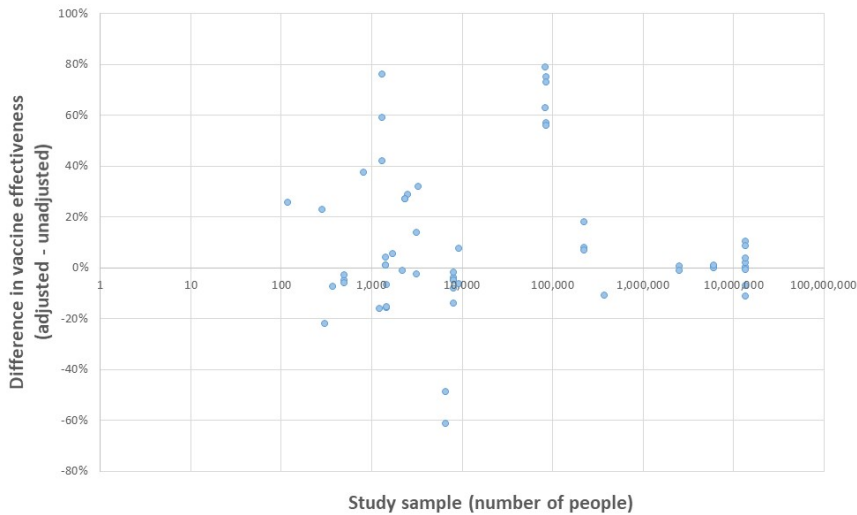


Figure 3.3 Difference between adjusted and unadjusted vaccine effectiveness by study sample size



3.2 MF59® adjuvanted influenza vaccines

Forty-eight studies in this review provided results concerning MF59® adjuvanted influenza vaccines [30, 34-36, 48-50, 59, 62, 64, 66-70, 76, 78, 85-89, 93, 94, 96, 97, 99, 102-105, 107-110, 112-115, 118, 119, 121, 123, 130, 132-135]. Of these studies, 22 related to vaccine effectiveness [34-36, 68, 70, 76, 78, 85, 86, 94, 97, 104, 105, 108-110, 112-114, 123, 132, 133] and 26 related to vaccine safety [30, 48-50, 59, 62, 64, 66, 67, 69, 87-89, 93, 96, 99, 102, 103, 107, 115, 118, 119, 121, 130, 134, 135]. The characteristics of studies relating to the effectiveness of adjuvanted influenza vaccines are provided in Appendix 5.1. The vaccine and circulating strain characteristics associated with these studies are provided Appendix 6.1. The characteristics of studies relating to the safety of adjuvanted influenza vaccines are provided in Appendix 7.1.

3.2.1 Efficacy - adjuvanted influenza vaccines

No published RCTs investigating the efficacy of MF59® adjuvanted influenza vaccines were identified that met the eligibility criteria for this review.

3.2.2 Effectiveness - adjuvanted influenza vaccines

Twenty-two studies contained results relevant to the effectiveness of MF59® adjuvanted influenza vaccines [34-36, 68, 70, 76, 78, 85, 86, 94, 97, 104, 105, 108-110, 112-114, 123, 132, 133]. Seventeen were case-control studies [34, 35, 68, 70, 85, 86, 97, 104, 105, 108, 109, 112-114, 123, 132, 133] comprising 15 unique datasets, and five were cohort studies [36, 76, 78, 94, 110].

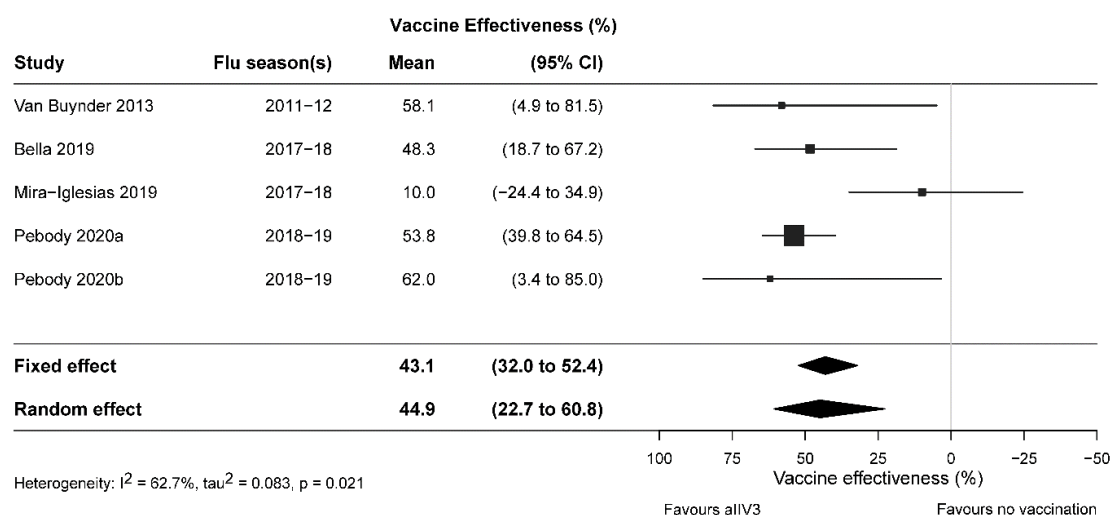
3.2.2.1 Effectiveness against laboratory-confirmed influenza

Eleven studies provided data relevant to the primary outcome of laboratory-confirmed influenza [34, 35, 70, 85, 97, 104, 105, 113, 114, 132, 133]. All were related to aIIV3 vaccines and were of test-negative case-control design in older adult populations (aged ≥65 years), with the exception of one study which also presented data for adults over the age of 18 years [105]. Table 3.1 outlines for each relevant comparison, the type of influenza, comparator, vaccine effectiveness, and degree of matching to circulating strains, as interpreted from the narrative within each individual study, subcategorised by the influenza season.

3.2.2.1.1 Effectiveness against any influenza type/subtype

Six studies presented data regarding the effectiveness of aIIV3 vaccines against any influenza type [34, 35, 97, 104, 105, 133]. In older adults (aged ≥65 years) across all influenza seasons, aIIV3 was significantly more effective than no vaccination (VE=44.9%, 95% CI 22.7 to 60.8, REM, I²=62.7%, low-certainty evidence) (Figure 3.4). Crude estimates from a single study which presented data for an adult population (aged ≥18 years) did not show a significant difference between aIIV3 and no vaccination [105]. As summarised in Table 3.1, there was no significant difference in vaccine effectiveness reported by included studies which compared aIIV3 with IIV3 or IIV4 in adult or older adult populations.

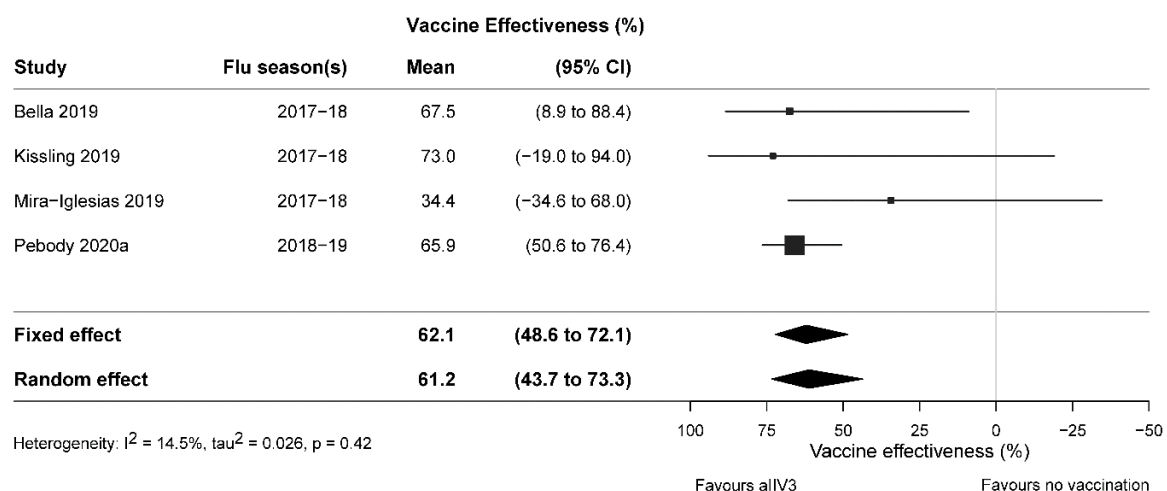
Figure 3.4 Vaccine effectiveness of aIIV3 versus no vaccination against any influenza, adults aged 65 years and older



3.2.2.1.2 Effectiveness against Influenza A(H1N1)

Four studies presented data regarding the effectiveness of aIIV3 against influenza A(H1N1) [34, 85, 97, 104]. As shown in Figure 3.5, aIIV3 was significantly more effective than no vaccination in preventing influenza A(H1N1) (VE=61.2%, 95% CI 43.7 to 73.3, REM, I²=14.5%, low-certainty evidence). As summarised in Table 3.1, there was no significant difference reported by included studies which compared aIIV3 with IIV3 or IIV4 in terms of vaccine effectiveness against influenza A(H1N1).

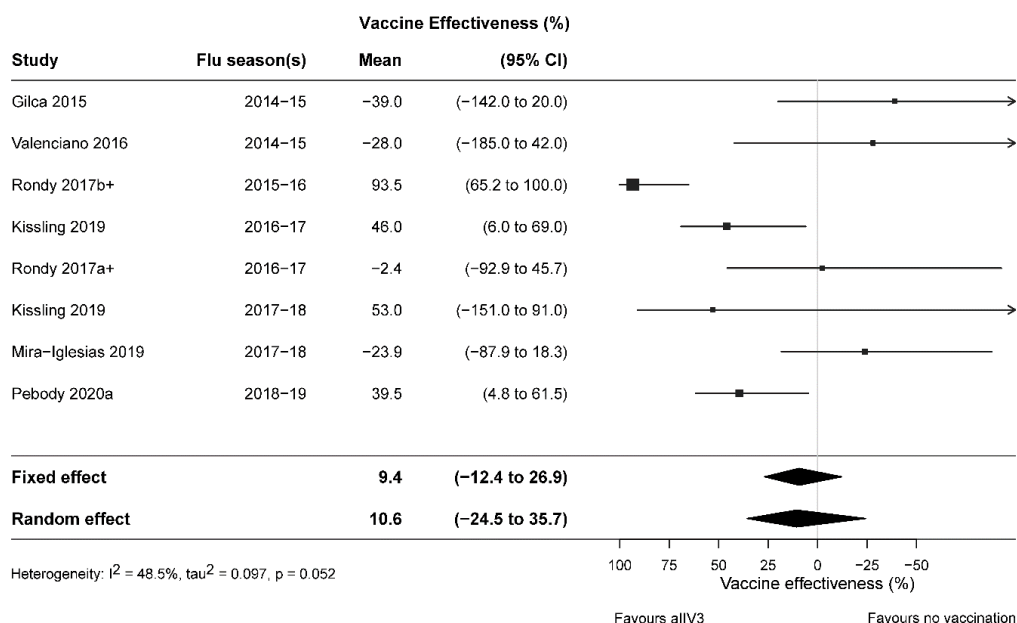
Figure 3.5 Vaccine effectiveness of aIIV3 versus no vaccination against Influenza A(H1N1), adults aged 65 years and older



3.2.2.1.3 Effectiveness against Influenza A(H3N2)

Seven studies presented data regarding the effectiveness of aIIV3 against influenza A(H3N2) [70, 85, 97, 104, 113, 114, 132]. As shown in Figure 3.6, there was no significant difference found between aIIV3 and no vaccination (VE=10.6%, 95% CI -24.5 to 35.7, REM, I²=48.5%, very low-certainty evidence) across all influenza seasons. However, as highlighted in Table 3.1, there was considerable heterogeneity in terms of the matching of vaccine strains to circulating strains across the influenza seasons included in the analyses. As presented in Table 3.1, four studies compared aIIV3 with IIV3 or IIV4, with three showing no significant difference between these comparisons for effectiveness against influenza A(H3N2).

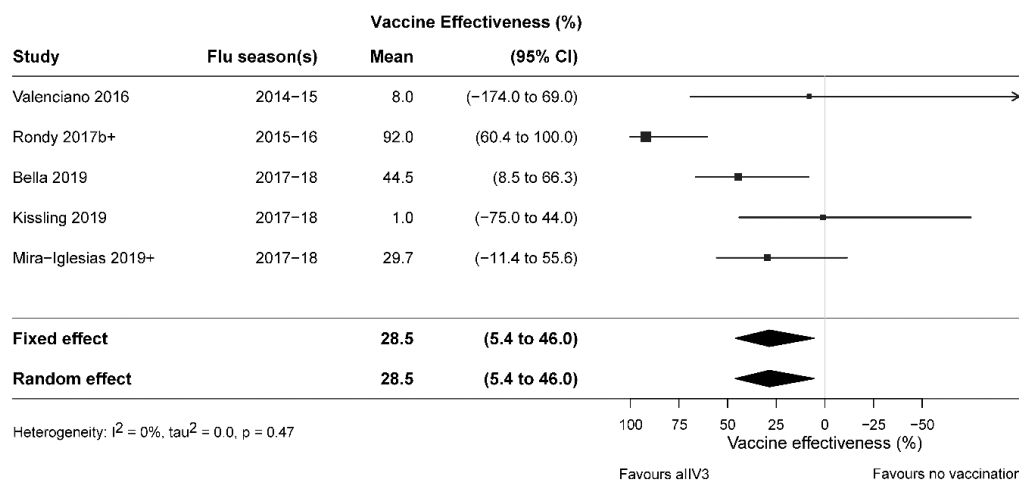
Figure 3.6 Vaccine effectiveness of aIIV3 versus no vaccination against Influenza A(H3N2), adults aged 65 years and older



3.2.2.1.4 Effectiveness against Influenza B

Five studies investigated the effectiveness of aIIV3 against influenza B [34, 85, 97, 114, 132]. As shown in Figure 3.7, across all influenza seasons there was significant effect in favour of aIIV3 compared with no vaccination (VE=28.5%, 95% CI 5.4 to 46.0, REM, I²=0%, low-certainty evidence). Two studies compared aIIV3 to IIV3 with conflicting results shown and both studies providing crude estimates (Table 3.1).

Figure 3.7 Vaccine effectiveness of aIIV3 versus no vaccination against Influenza B, adults aged 65 years and older



3.2.3 Additional outcomes

As presented in Table 3.2, nine studies presented data related to additional outcomes relevant to this review; influenza-related hospitalisation, pneumonia-related hospitalisation, influenza- or pneumonia-related hospitalisation, influenza-related hospital encounters, influenza-like illness and influenza-related office visits [36, 68, 76, 78, 94, 108-110, 123]. Of these, four were case-control studies, [68, 108, 109, 123] five were cohort studies, [36, 68, 76, 78, 110] and all investigated aIIV3 in older (aged ≥65 years) adult populations.

3.2.3.1 Influenza-related hospitalisation

Three studies presented data related to the effectiveness of aIIV3 in preventing influenza-related hospitalisations [36, 78, 110]. One study found aIIV3 to be significantly more effective than no vaccination across three influenza seasons (Table 3.2) [36]. Two studies compared the effectiveness of aIIV3 to IIV3 for this outcome with no significant difference shown [78, 110].

3.2.3.2 Influenza- or pneumonia-related hospitalisations

Three studies presented data related to the effectiveness of aIIV3 in preventing influenza- or pneumonia-related hospitalisations compared with no vaccination (one study) or IIV3 (two studies) [68, 94, 123]. Regardless of the comparator, all included studies displayed a significant effect in favour of aIIV3 (Table 3.2) [68, 94, 108, 109, 123].

3.2.3.3 Pneumonia-related hospitalisations

Two studies presented data specifically concerning the effectiveness of aIIV3 in preventing pneumonia-related hospitalisations compared with no vaccination. As shown in Table 3.2 a significant effect in favour of aIIV3 was shown for both studies [108, 109].

3.2.3.4 Influenza-related hospital encounters or office visits

As shown in Table 3.2, one study presented data relating to the effectiveness of aIIV3 compared with IIV3 for the prevention of influenza-related hospital encounters or office visits with a small, but statistically significant difference highlighted for hospital encounters in favour of aIIV3 and no significant difference shown for office visits [78].

3.2.3.5 Influenza-like illness

As shown in Table 3.2, one study presented data that related to the effectiveness of aIIV3 for the prevention of influenza-like illness compared with no vaccination and with IIV3 for long-term care facility residents [76]. The results show a significant effect in favour of aIIV3 for both comparisons. However, these results should be interpreted with caution as they are crude estimates and the unvaccinated population represent a small portion of residents who refused vaccination.

Table 3.1 Effectiveness of MF59® adjuvanted influenza vaccines against laboratory-confirmed influenza

Author	Comparator	Vaccine effectiveness (1-odds ratio)	95%CI (lower)	95%CI (upper)	Strain mismatch [^]
All influenza strains					
2011-2012 season					
Van Buynder 2013 [133]	Unvaccinated	0.58	0.05	0.82	Not reported
Van Buynder 2013 [133]	IIV3	0.42*	-0.08	0.69	Not reported
2017-2018 season					
Bella 2019 [34]	Unvaccinated	0.48	0.19	0.67	B
Mira-Iglesias 2019 [97]	Unvaccinated	0.10	-0.24	0.35	B and H3N2
Mira-Iglesias 2019 [97]	IIV3	0.19*	-0.10	0.41	B and H3N2
2018-2019 season					
Pebody 2020a [104]	IIV3/IIV4	0.30	-0.83	0.73	Well-matched
Pebody 2020b** [105]	Unvaccinated	0.51*	-0.54	0.84	Well-matched
Pebody 2020a [104]	Unvaccinated	0.54	0.40	0.65	Well-matched
Pebody 2020b [105]	Unvaccinated	0.62	0.03	0.85	Well-matched
Pebody 2020b** [105]	IIV4	0.16*	-1.76	0.75	Well-matched
Bellino 2019a [35]	IIV4	-0.01	-1.22	0.58	Probable mismatch B
Influenza A(H1N1)					
2017-2018 season					
Bella 2019 [34]	Unvaccinated	0.68	0.09	0.88	Not reported
Kissling 2019 [85]	Unvaccinated	0.73	-0.19	0.94	Mismatch
Mira-Iglesias 2019 [97]	Unvaccinated	0.34	-0.35	0.68	Not reported
Mira-Iglesias 2019 [97]	IIV3	-0.03*	-1.26	0.53	Not reported
2018-2019 season					
Pebody 2020a [104]	IIV3/ IIV4	0.03	-3.58	0.79	Well-matched
Pebody 2020a [104]	Unvaccinated	0.66	0.51	0.76	Well-matched
Influenza A(H3N2)					
2014-2015 season					
Gilca 2015 [70]	Unvaccinated	-0.39	-1.42	0.20	Not reported
Valenciano 2016 [132]	Unvaccinated	-0.28	-1.85	0.42	Mismatch
2015-2016 season					
Rondy 2017b [114]	IIV3	0.88*	0.51	1.00	Not reported
Rondy 2017b [114]	Unvaccinated	0.94*	0.65	1.00	Not reported
2016-2017 season					
Rondy 2017a [113]	IIV3	-0.30*	-1.46	0.31	Well-matched
Rondy 2017a [113]	Unvaccinated	-0.02*	-0.93	0.46	Well-matched
Kissling 2019 [86]	Unvaccinated	0.46	0.06	0.69	Mismatch
2017-2018 season					
Kissling 2019 [85]	Unvaccinated	0.53	-1.51	0.91	Mismatch
Mira-Iglesias 2019 [97]	Unvaccinated	-0.24	-0.88	0.18	Mismatch
Mira-Iglesias 2019 [97]	IIV3	0.20*	-0.17	0.46	Mismatch
2018-2019 season					
Pebody 2020a [104]	IIV3/ IIV4	0.43	-1.34	0.86	Well-matched
Pebody 2020a [105]	Unvaccinated	0.40	0.05	0.62	Well-matched
Influenza B					
2014-2015 season					
Valenciano 2016 [132]	Unvaccinated	0.08	-1.74	0.69	Not reported
2015-2016 season					
Rondy 2017b [114]	IIV3	0.87*	0.30	1.00	Mismatch
Rondy 2017b [114]	Unvaccinated	0.92*	0.60	1.00	Mismatch
2017-2018 season					
Bella 2019 [34]	Unvaccinated	0.45	0.09	0.66	Mismatch
Kissling 2019 [85]	Unvaccinated	0.01	-0.75	0.44	Mismatch
Mira-Iglesias 2019 [97]	Unvaccinated	0.30*	-0.11	0.56	Mismatch
Mira-Iglesias 2019 [97]	IIV3	0.06*	-0.58	0.44	Mismatch

*Denotes unadjusted estimate of vaccine effectiveness, ** Denotes adult (≥ 18 years) population

[^]Interpreted from narrative provided by included studies

Table 3.2 Effectiveness of MF59® adjuvanted influenza vaccines for additional outcomes

Author	Season	Comparator	Vaccine effectiveness (1- risk ratio)	95%CI lower	95%CI higher	Strain mismatch [^]
Influenza-related hospitalisation						
Bellino2019b [35]	2014-2015	Unvaccinated	0.12	0.03	0.20	Not reported
Bellino 2019b [35]	2015-2016	Unvaccinated	0.16	0.07	0.24	B
Bellino 2019 [35]b	2016-2017	Unvaccinated	0.15	0.06	0.23	Not reported
Puig-Barbera 2013 [110]	2010-2011	IIV3	0.06	-1.38	0.63	Well-matched
Izurieta 2019 [78]	2017-2018	IIV3	0.03	-0.01	0.06	Not reported
Influenza- or pneumonia-related hospitalisation						
Mannino 2012 [94]	2006-2009	IIV3	0.25	0.02	0.43	Mismatch
Gasparini 2013 [68]	2010-2011	Unvaccinated	0.88	0.00	0.99	Well-matched
Spadea 2014 [123]	2010-2011	IIV3	0.48	0.29	0.62	Well-matched
Spadea 2014 [123]	2011-2012	IIV3	0.49	0.30	0.60	Mismatch
Pneumonia-related hospitalisation						
Puig-Barbera 2004 [108]	2002-2003	Unvaccinated	0.48	0.20	0.66	Not reported
Puig-Barbera 2007 [109]	2004-2005	Unvaccinated	0.69	0.29	0.86	Not reported
Influenza-related hospital encounters						
Izurieta 2019 [78]	2017-2018	IIV3	0.04	0.01	0.06	Not reported
Influenza-related office visits						
Izurieta 2019 [78]	2017-2018	IIV3	-0.07	-0.10	-0.04	Not reported
Influenza-like illness						
Iob 2005 [76]	1998-1999	Unvaccinated	0.20*	0.14	0.31	Well-matched
Iob 2005 [76]	1998-1999	IIV3	0.76*	0.59	0.97	Well-matched

*Denotes unadjusted estimate of vaccine effectiveness

[^]Interpreted from narrative provided by included studies

3.2.4 Safety- MF59® adjuvanted influenza vaccines

Twenty-six studies concerned the safety of adjuvanted influenza vaccines [30, 48-50, 59, 62, 64, 66, 67, 69, 87-89, 93, 96, 99, 102, 103, 107, 115, 118, 119, 121, 130, 134, 135]. Of these, 21 were RCTs [30, 48-50, 59, 62, 64, 66, 67, 69, 87, 88, 93, 96, 99, 107, 115, 118, 119, 121, 134] and five possessed results from non-randomised studies. [89, 102, 103, 130, 135].

3.2.4.1 Serious adverse events

Three RCTs [66, 88, 134] and two non-randomised studies [130, 135] reported vaccine-related serious adverse events (SAEs), with all comparing aIIV3 with IIV3. Frey et al [66]. reported four SAEs; one in the aIIV3 group (bronchitis) and three in the IIV3 group (asthmatic crisis, chronic obstructive pulmonary disease (unspecified issue) and Guillain-Barré syndrome). One death attributable to respiratory depression secondary to Guillain-Barré syndrome in the aIIV3 group was considered possibly vaccine-related. Li et al [88]. reported a SAE of high fever in a recipient of an aIIV3. A third study reported a case of facial herpes zoster that was deemed by the investigator to be possibly vaccine-related [134]. Tsai et al. [130] reported no cases of narcolepsy in either vaccine group, and further found no increase in adverse sleep-related events in the aIIV3 recipients. Villa et al. [135] highlight no difference in the rate of hospitalisation for adverse events related to vaccination between aIIV3 and IIV3 groups.

3.2.4.2 Local reactions

Twelve studies possessed sufficient data to enable a quantitative synthesis of local reactions, all of which compared aIIV3 with IIV3 in adult populations [48, 49, 59, 64, 66, 69, 88, 96, 115, 118, 119, 121]. Sub-group analyses are presented in Appendix 8.1. Pooled estimates for combined local reactions, pain, redness, swelling, and induration are presented in Figures 3.8 to 3.12. As shown, aIIV3 was associated with a greater number of combined local reactions (RR=1.90, 95% CI 1.50 to 2.39, four RCTs, REM, I²=0%, moderate-certainty evidence), with pain in particular being more frequently reported in recipients of aIIV3 vaccines (RR=2.02, 95% CI 1.53 to 2.67, 12 RCTs, REM, I²=75%, moderate-certainty evidence). No significant difference between aIIV3 and IIV3 was noted for redness, swelling or induration based on the remaining pooled analyses (low-moderate certainty of evidence, see Appendix 9.1). As shown in Appendix 8.1, similar results were displayed for older adults within sub-group analyses.

In terms of studies that were excluded from pooled analyses, in agreement with the results of the pooled analyses, local injection site reactions were typically more frequent with adjuvanted compared with non-adjuvanted vaccines in older adults [48, 50, 89, 119, 134]. One study set out to assess if the inclusion of an additional B- strain in an aIIV4 influenced the safety profile of the vaccine compared with an aIIV3. Overall, no clinically relevant difference in the frequencies of individual local solicited adverse events was identified. Rates of local events were reported to be in line with expected for aIIV3 vaccination in a single-arm study by Otten et al. [102] report and a surveillance study conducted by Panatto et al. [103].

Figure 3.8 Relative risk of combined local adverse events, adjuvanted versus non-adjuvanted vaccines

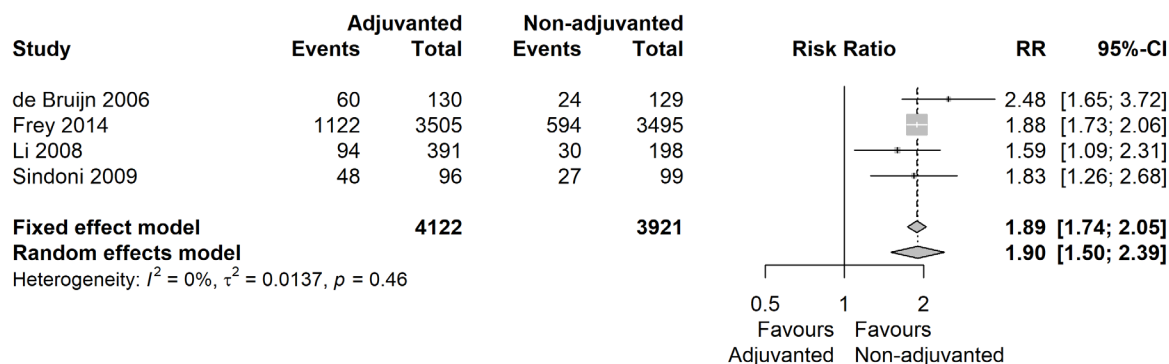


Figure 3.9 Relative risk of local pain, adjuvanted versus non-adjuvanted vaccines

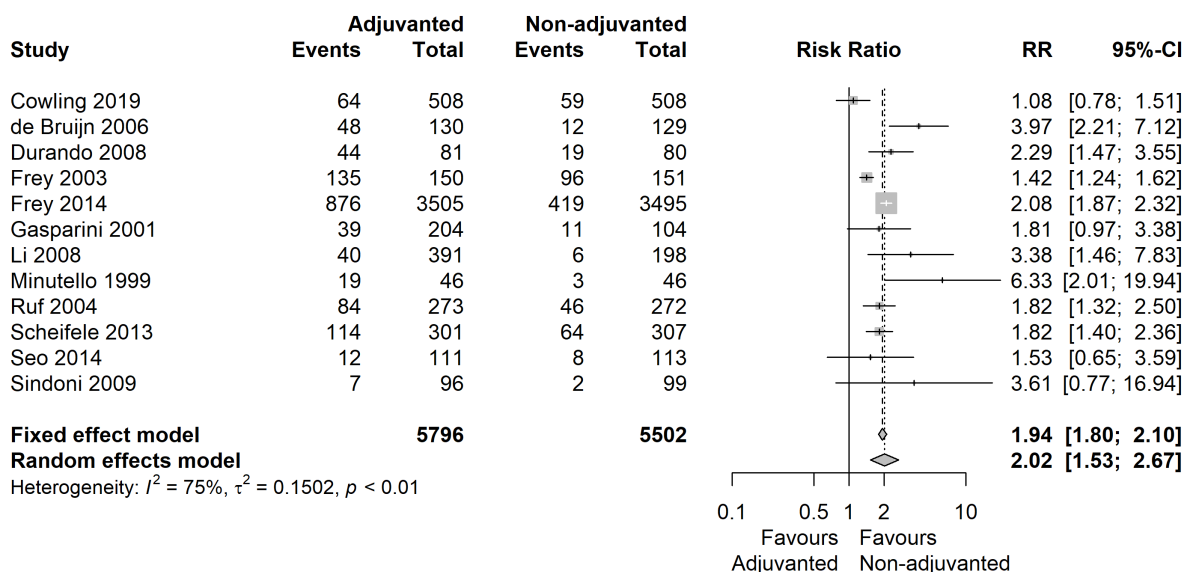


Figure 3.10 Relative risk of redness-erythema, adjuvanted versus non-adjuvanted vaccines

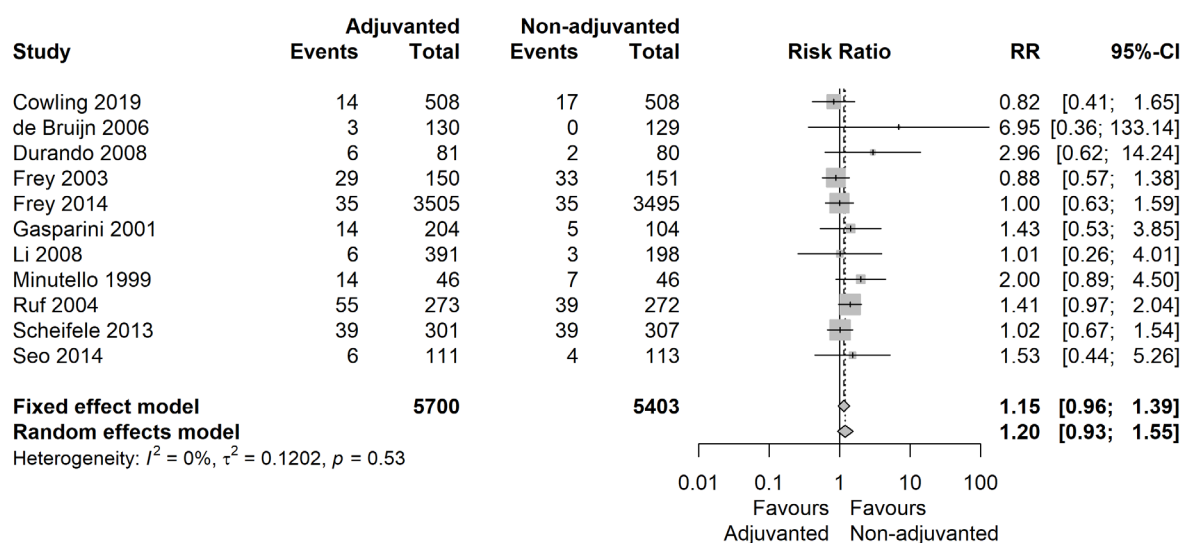


Figure 3.11 Relative risk of swelling, adjuvanted versus non-adjuvanted vaccines

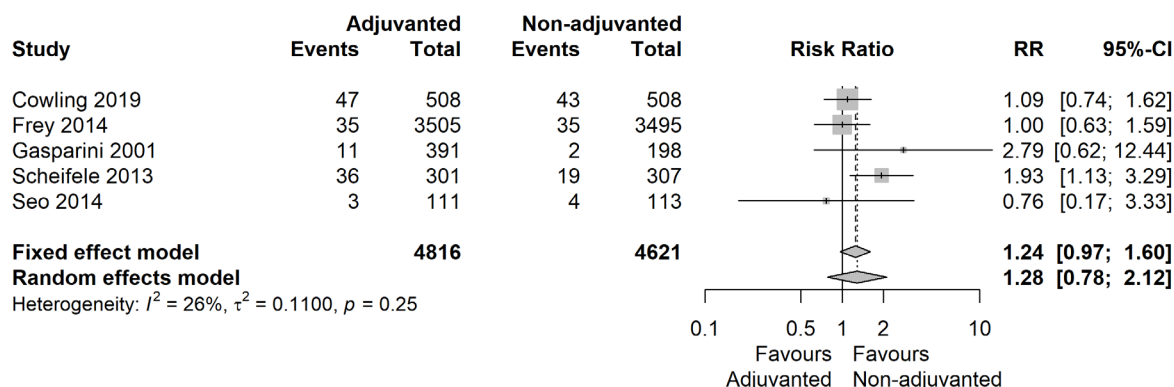
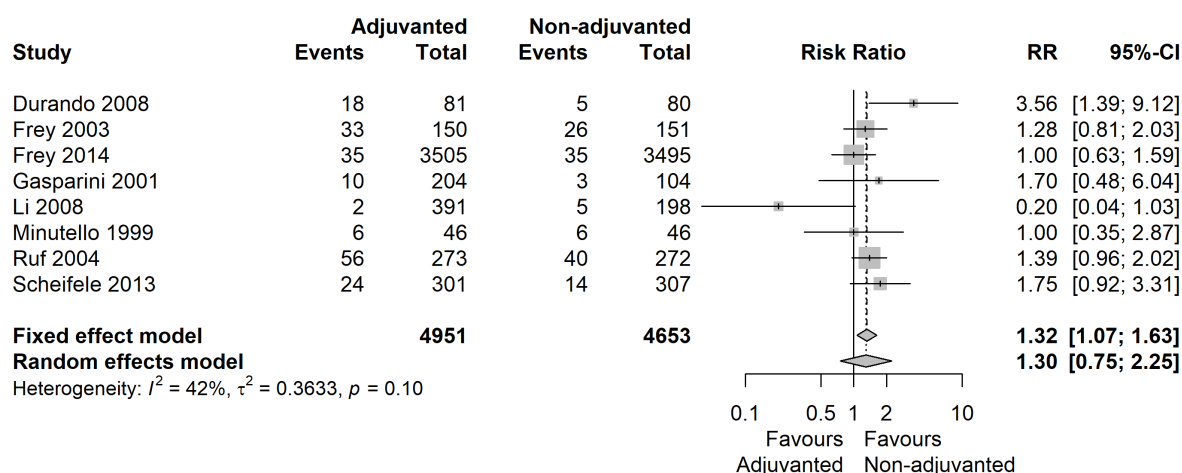


Figure 3.12 Relative risk of induration, adjuvanted versus non-adjuvanted vaccines



3.2.4.3 Systemic reactions

Twelve studies reported sufficient data to enable quantitative synthesis of systemic reactions with all comparing aIIV3 with IIV3 in adult populations [48, 49, 59, 64, 66, 69, 88, 96, 115, 118, 121]. Pooled estimates for the reported outcomes (combined systemic reactions, myalgia, fever, headache, shivers and chills, arthralgia, malaise, nausea and fatigue) are presented in Figures 3.13 to 3.21. The relative risk of combined systemic reactions (RR=1.18, 95% CI 1.02 to 1.38, five RCTs, REM, I²=8%, moderate-certainty evidence), myalgia (RR=1.71, 95% CI 1.09 to 2.69, 10 RCTs REM, I²=31%, moderate-certainty evidence), fever (RR=1.97, 95% CI 1.07 to 3.61, nine RCTs, REM, I²=31%, low-certainty evidence) and chills (RR=1.70, 95% CI 1.20 to 2.40, seven RCTs, REM, I²=0%, moderate-certainty evidence (Appendix 9.1)) were significantly higher compared with aIIV3, however no significant difference were noted for arthralgia, malaise, headache, nausea or fatigue (low-moderate certainty evidence, see Appendix 9.1). As shown in Appendix 8.1, similar results were displayed for older adults within sub-group analyses.

In terms of studies which were excluded from the pooled analyses, in general, the frequency of systemic adverse events was similar for recipients of adjuvanted and non-adjuvanted vaccines [48, 50, 89, 119, 134]. Essink et al. [62] reported no clinically relevant difference in the frequency of systemic adverse events between aIIV4 and aIIV3 groups. Panatto et al. [103] highlighted chills and fatigue as most frequently experienced systemic adverse events in a surveillance study of aIIV3 vaccine recipients.

3.2.4.4 Safety of adjuvanted influenza vaccines in at-risk populations

Six studies included in this review were deemed to include at-risk populations including: a diagnosis of HIV, [59, 67] transplant recipients [93, 99], institutionalised older adults [107], and those receiving regular medical care [30].

For local reactions, only one study reports a significant difference between adjuvanted and non-adjuvanted influenza vaccines; in individuals who receive regular medical care, local reactions were more common in those receiving adjuvanted compared with non-adjuvanted vaccines [30].

For systemic reactions, there was no significant difference in rates between adjuvanted and non-adjuvanted vaccines for individuals who receive regular medical care [30], institutionalised older adults [107] or haematopoietic stem cell transplantation recipients [99]. Shivers and fever were more commonly reported among HIV-seropositive patients vaccinated with aIIV3 compared with IIV3 [59, 67]. Among heart-transplant recipients, there was no difference in the frequency of acute myocardial rejection or early side effects for recipients of adjuvanted vaccines compared with non-adjuvanted [93].

Figure 3.13 Relative risk of combined systemic adverse events, adjuvanted versus non-adjuvanted vaccines

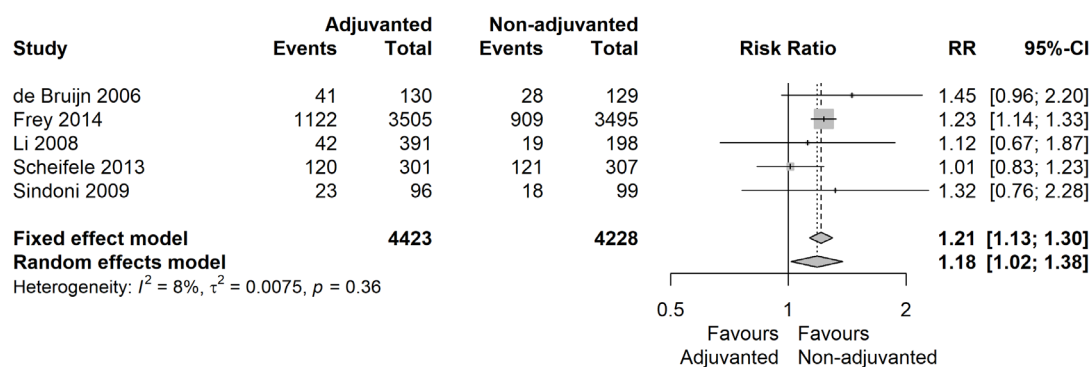


Figure 3.14 Relative risk of myalgia, adjuvanted versus non-adjuvanted vaccines

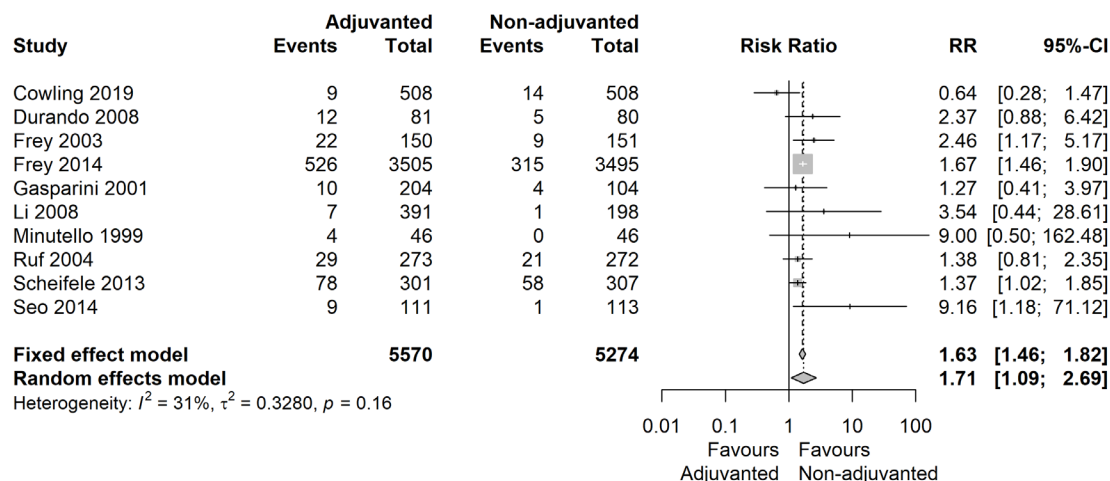


Figure 3.15 Relative risk of fever, adjuvanted versus non-adjuvanted vaccines

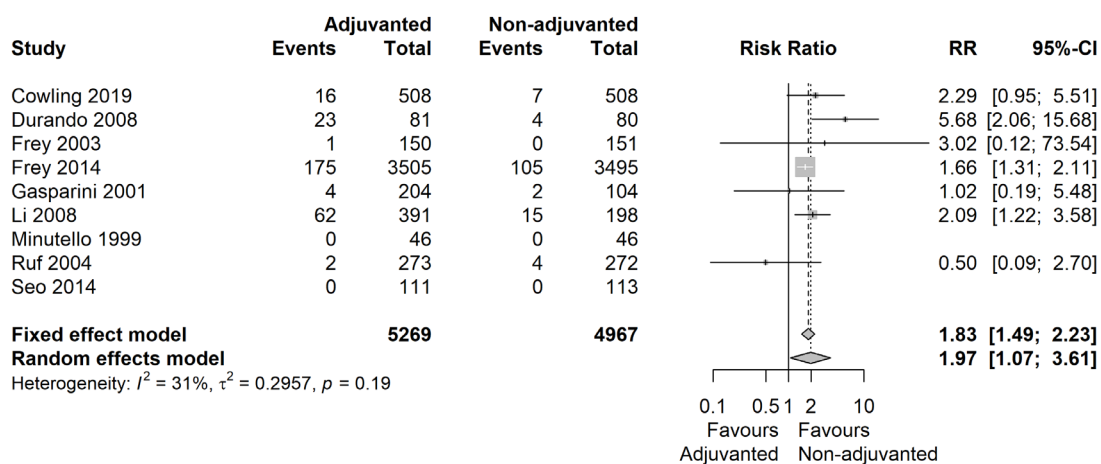


Figure 3.16 Relative risk of headache, adjuvanted versus non-adjuvanted vaccines

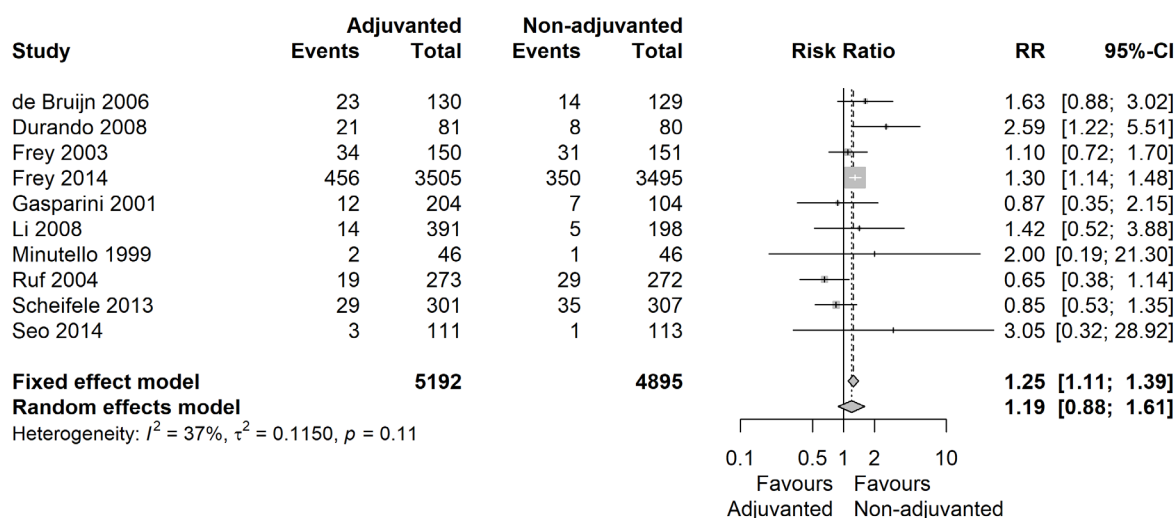


Figure 3.17 Relative risk of shiver and chills, adjuvanted versus non-adjuvanted vaccines

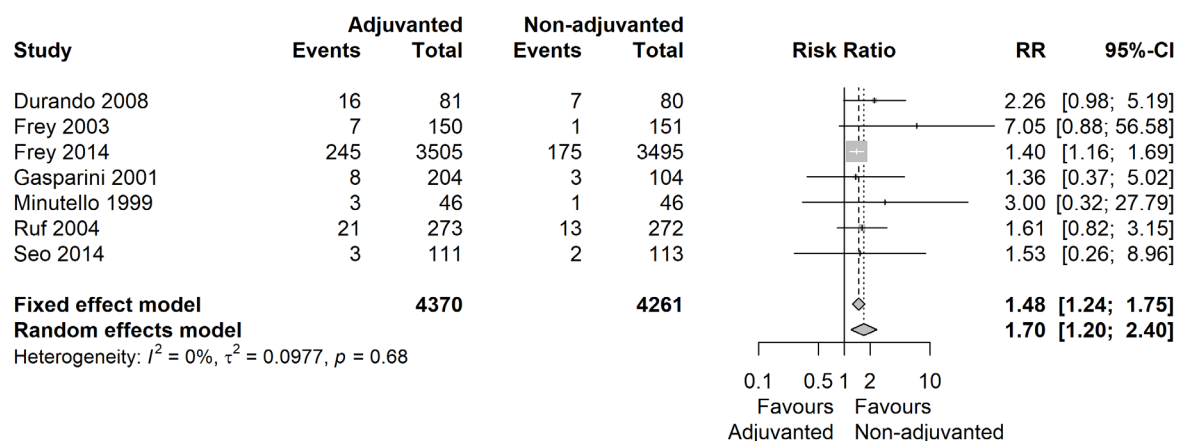


Figure 3.18 Relative risk of arthralgia, adjuvanted versus non-adjuvanted vaccines

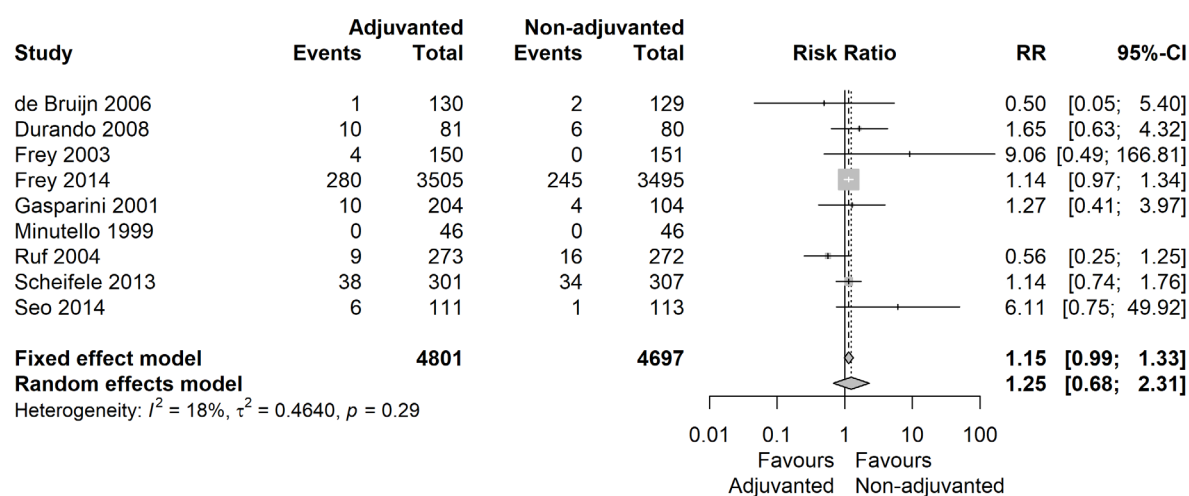


Figure 3.19 Relative risk of malaise, adjuvanted versus non-adjuvanted vaccines

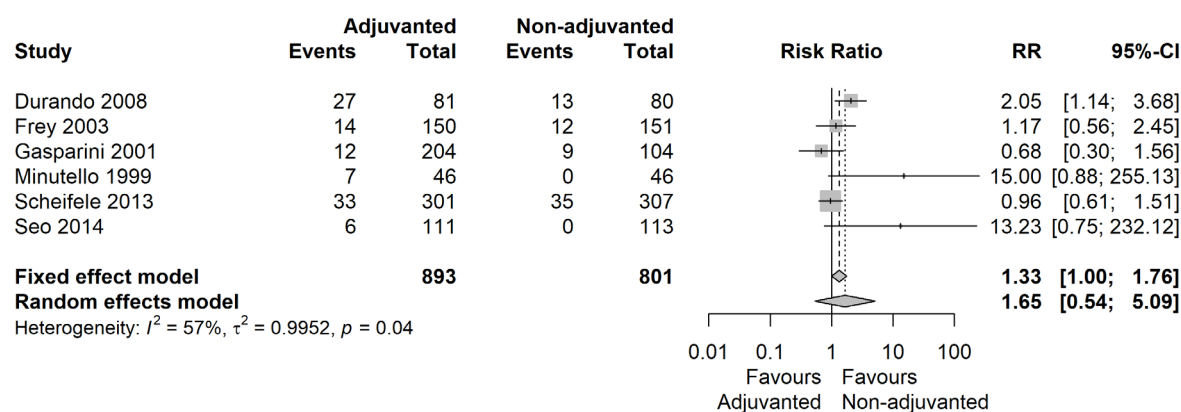


Figure 3.20 Relative risk of nausea, adjuvanted versus non-adjuvanted vaccines

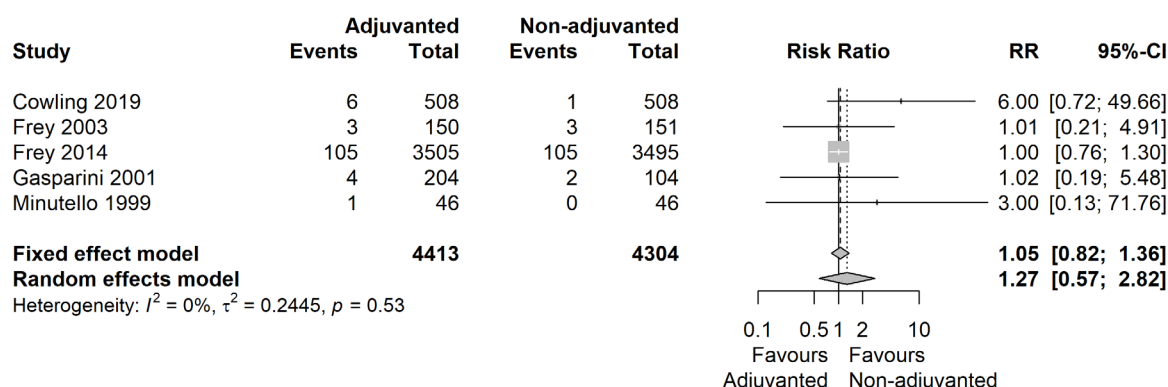
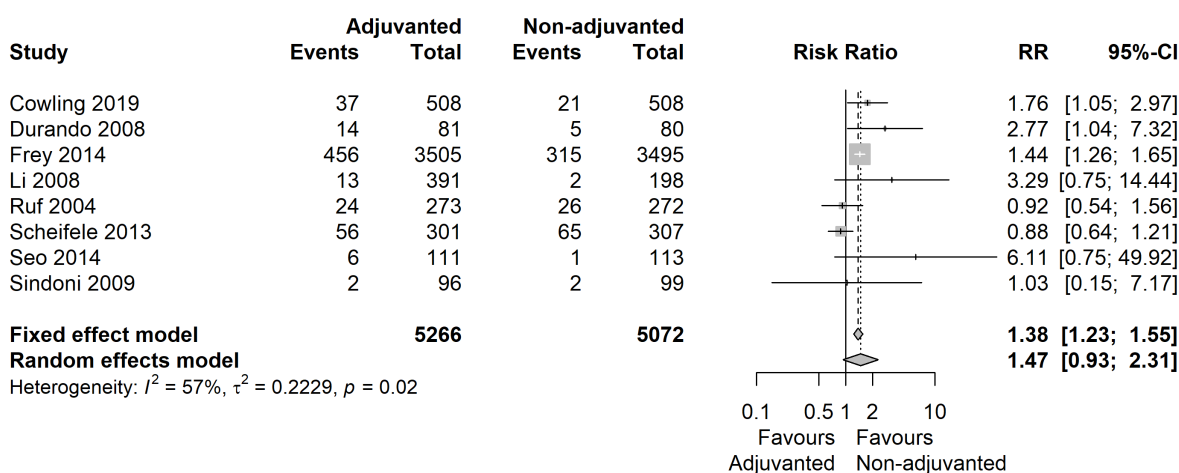


Figure 3.21 Relative risk of fatigue, adjuvanted versus non-adjuvanted vaccines



3.2.5 Risk of bias-adjuvanted influenza vaccines

The risk of bias of RCTs investigating the safety of MF59[®] adjuvanted influenza vaccines is summarised in Figures 3.22 and 3.23. Fifteen (71.4%) of the included RCTs were deemed to be at an unclear risk of bias due to lack of clarity in one or more of the key domains assessed, with the remaining six (28.6%) studies deemed to be at a high risk of bias due to a high risk of bias in one or more of the key domains. Of note, the influence of industry funding, as captured under the domain of other bias, resulted in the majority of studies being deemed to be at an unclear risk of bias overall.

The risk of bias of NRSIs providing data on the effectiveness and safety of MF59[®] adjuvanted influenza vaccines is summarised in Table 3.3. Of 14 test-negative design case-control studies investigating the prevention of influenza, four (28.6%) were assessed to be at a low risk of bias, four (28.6%) at moderate risk and six (42.8%) at a high risk of bias. As shown, areas of poor reporting included adequate control of confounding variables and selection bias. Of note, a number of studies provided adjusted and unadjusted outcomes depending on the comparator investigated and have been assessed separately in these instances. Four (44.4%) NRSIs investigating additional outcomes were deemed to be at a low risk of bias, one (11.1%) at a moderate risk, three (33.3%) at a serious risk and, one (11.1%) at a critical risk of bias. Areas of poor reporting included confounding variables, selection bias and missing data. Two studies presented data relating to safety with both deemed to be at a serious risk of bias.

Figure 3.22 Risk of bias summary: review authors’ judgment of each risk of bias item, presented as percentages across all included studies

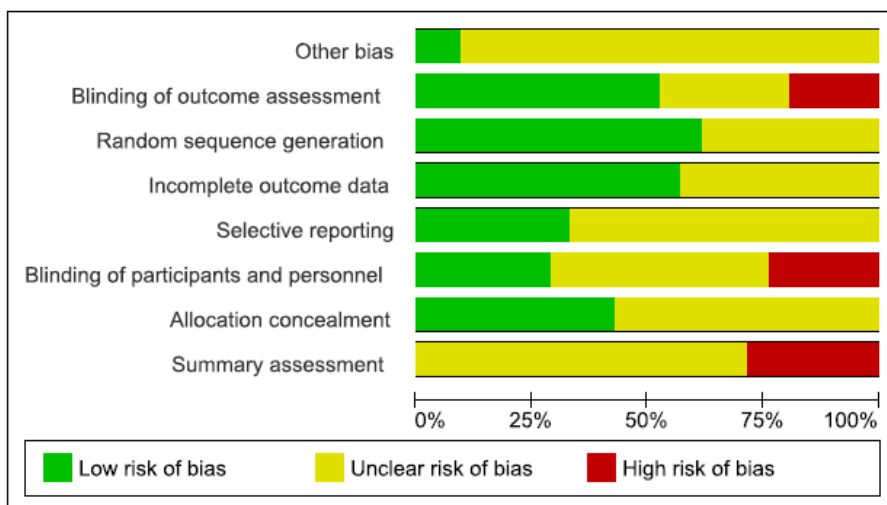


Figure 3.23 Risk of bias summary: review authors' judgments about each risk of bias item for each included study

	Other bias	Blinding of outcome assessment	Random sequence generation	Incomplete outcome data	Selective reporting	Blinding of participants and personnel	Allocation concealment	Summary assessment
S(a)(h)(r) Cowling 2019	?	+	+	?	?	+	+	?
S(a) Baldo 2007	?	+	+	+	+	+	?	?
S(a) deBruijn 2006	?	+	?	+	?	?	?	?
S(a) DellaCioppa 2014	?	?	+	+	?	?	?	?
S(a) Durando 2008	?	-	?	?	?	-	?	-
S(a) Essink 2020	?	+	+	?	+	+	+	?
S(a) Frey 2003	?	+	?	+	?	-	?	-
S(a) Frey 2014	?	+	+	?	?	-	+	-
S(a) Gabutti 2005	+	-	?	?	?	-	?	-
S(a) Gasparini 2001	?	?	?	+	+	?	?	?
S(a) Kumar 2016	?	+	+	+	?	?	+	?
S(a) Li 2008	?	?	+	+	+	?	+	?
S(a) Magnani 2005	?	?	+	+	?	+	?	?
S(a) Minutello 1999	?	+	?	+	?	?	?	?
S(a) Natori 2017	?	+	+	+	+	?	+	?
S(a) Pregliasco 2001	?	+	?	?	?	+	?	?
S(a) Ruf 2004	?	?	?	?	?	?	?	?
S(a) Scheifele 2013	?	+	+	?	+	+	+	?
S(a) Seo 2014	+	-	+	?	?	?	?	-
S(a) Sindoni 2009	?	?	+	+	?	?	+	?
S(a) VanDamme 2009	?	-	+	+	+	-	+	-

Table 3.3 ROBINS-I assessment of risk of bias of non-randomised studies of interventions

Author year	Confounding	Selection	Classification	Deviation from intervention	Missing data	Outcome measurement	Reported results	Overall bias
Effectiveness (primary outcome)- test-negative design case-control studies								
Bella 2019 [34]	Moderate	Low	Low	Low	Low	Low	Low	Moderate
Bellino 2019a [35]	Moderate	Low	Low	Low	Low	Low	Low	Moderate
Gilca 2015 [70]	Low	Moderate	Moderate	Low	Serious	Low	Moderate	Serious
Kissling 2019 [85]	Low	Low	Low	Low	Moderate	Low	Low	Moderate
Mira-Iglesias 2019 [97]	Low	Low	Low	Low	Low	Low	Low	Low
Mira-Iglesias 2019 [97]*	Serious	Moderate	Low	Low	Low	Low	Low	Serious
Pebody 2020a [104]	Low	Low	Low	Low	Low	Low	Low	Low
Pebody 2020b [105]	Low	Low	Low	Low	Low	Low	Low	Low
Pebody 2020b [105]*	Serious	Low	Low	Low	Low	Low	Low	Serious
Rondy 2017a [113]*	Serious	Moderate	Low	Low	No information	Low	Low	Serious
Rondy 2017b [114]*	Serious	Moderate	Low	Low	Low	Low	Low	Serious
Valenciano 2016 [132]	Low	Low	Low	Low	Low	Low	Low	Low
Van Buynder 2013 [133]	Moderate	Low	Moderate	Low	Moderate	Low	Low	Moderate
Van Buynder 2013 [133]*	Serious	Low	Moderate	Low	Moderate	Low	Low	Serious
Effectiveness (additional outcomes)- case control and cohort studies								
Bellino 2019b [36]	Low	Moderate	Moderate	Low	Low	Low	Low	Moderate
Gasparini 2013 [68]	Serious	Low	Low	Low	No information	Low	Low	Serious
Iob 2005 [76]	Critical	Serious	Low	Low	Moderate	Moderate	Moderate	Critical
Iziureta 2019 [78]	Low	Low	Low	Low	Low	Low	Low	Low
Mannino 2012 [94]	Serious	Moderate	Low	Low	No information	Low	Moderate	Serious
Puig-Barbera 2004 [108]	Low	Low	Low	Low	Low	Low	Low	Low
Puig-Barbera 2007 [109]	Low	Low	Low	Low	Low	Low	Low	Low
Puig-Barbera 2013 [110]	Low	Low	Low	Low	Low	Low	Low	Low
Spadea 2014 [123]	Serious	Moderate	Low	Low	No information	Low	Low	Serious
Tsai 2011 [130]	Serious	Serious	Low	Low	No information	Low	Low	Serious
Villa 2013 [135]	Serious	Serious	Low	Low	Low	Low	Low	Serious

*denotes assessment of unadjusted outcomes

3.3 High-dose influenza vaccines

Thirty-six studies within this review presented results concerning high-dose influenza vaccines [29, 38, 41, 43, 45-48, 52-56, 63, 71, 73, 78-83, 92, 95, 98, 100, 101, 106, 111, 117, 120, 124, 131, 137-139]. Of these studies, two related to efficacy [53, 71] (with two additional analysis papers of DiazGranados et al. contributing to overall results) [52, 55], nine related to effectiveness [41, 78, 79, 92, 111, 120, 137-140] and 23 related to safety (with additional safety data from the efficacy study by DiazGranados et al.) [29, 38, 43, 45-48, 53, 54, 56, 63, 73, 80-83, 95, 98, 100, 101, 106, 117, 124, 131]. The characteristics of studies relating to efficacy or effectiveness of high-dose influenza vaccines are provided in Appendix 5.2. The vaccine and circulating strains' characteristics associated with these studies are provided in Appendix 6.2. The characteristics of studies relating to the safety of high-dose influenza vaccines are provided in Appendix 7.2.

3.3.1 Efficacy - high-dose influenza vaccines

One study met the eligibility criteria for this systematic review which investigated the efficacy of high-dose influenza vaccines [53], examining the relative efficacy of HD-IIV3 compared with SD-IIV3 in older adults (aged ≥ 65 years) for laboratory-confirmed influenza, culture-confirmed influenza, and respiratory illness across protocol-defined influenza-like illness and modified CDC-defined influenza-like illness for all strains and vaccine specific strains. This paper was associated with two additional analyses papers [52, 55]. The authors reported vaccine efficacy against influenza-like illness and respiratory illness based on both laboratory- and culture-confirmed diagnosis. The high-dose vaccine had higher efficacy relative to standard-dose vaccine for laboratory-confirmed protocol-defined influenza-like illness (VE=24.2%, 95% CI 9.7 to 36.5, moderate-certainty evidence), but not for a modified CDC-defined influenza-like illness (VE=20.6%, 95% CI -4.6 to 39.9). The high-dose vaccine had higher efficacy against respiratory illness (VE=18.3%, 95% CI 5.0 to 29.8). There was limited evidence regarding efficacy in relation to influenza subtypes due to the small number of cases other than influenza A(H3N2). High-dose vaccination was further associated with reduced all-cause hospitalisation (VE=6.9%, 95% CI 0.5 to 12.8), serious cardio-respiratory events (VE=17.7%, 95% CI 6.6 to 27.4), and pneumonia events (VE=39.8%, 95% CI 19.3 to 55.1). There was no statistically significant effect on asthma/ chronic obstructive pulmonary disease (COPD)/bronchial events, influenza events, or other respiratory events.

The second study identified reported data for an additional outcome (not laboratory-confirmed) [71]. The study investigated the relative efficacy of HD-IIV3 compared with SD-IIV3 in older adults (aged ≥ 65 years) for the prevention of respiratory-related hospital admissions. The primary outcome was hospital admissions related to pulmonary and influenza-like conditions on the basis of ICD-9 coded Medicare claims. The authors reported higher vaccine efficacy for HD-IIV3 compared with SD-IIV3 against respiratory-related hospital admissions (VE=12.7%, 95% CI 1.8 to 22.4%) and pneumonia-related hospital admissions (VE=20.9%, 95% CI 4.7 to 73.3%), based on a sample of 38 225 nursing home residents who had 'fee-for-service' Medicare data available. In intention-to-treat analyses (that included nursing home residents without 'fee-for-service' data), a reduction in all-cause hospitalisations was reported (VE=6.7%, 95% CI 1.5 to 11.6%).

3.3.2 Effectiveness - high-dose influenza vaccines

Nine studies contained results relevant to the effectiveness of high-dose influenza vaccines [41, 78, 79, 92, 111, 120, 137-139]. Of these, one was a test-negative case-control study [139] and eight were cohort studies [41, 78, 79, 92, 111, 120, 137, 138].

Only one study presented data relevant to the prevention of laboratory-confirmed influenza for high-dose influenza vaccines [139]. This study compared HD-IIV3 with no vaccination in older adults for the 2014-2015 season and reported a vaccine effectiveness of 0.22 (95% CI -0.82 to 0.66) and 0.89 (95% CI 0.47 to 1.00) for influenza A(H3N2) and influenza B, respectively. The authors note a probable mismatch with the influenza A(H3N2) strain in circulation.

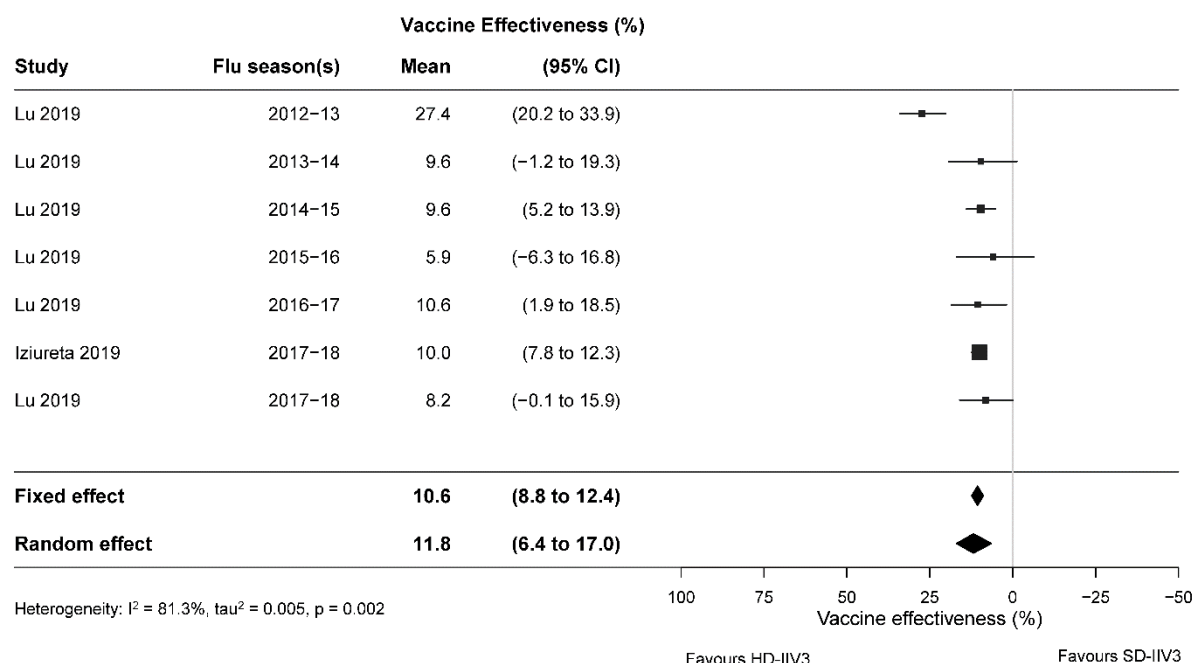
3.3.3 Additional outcomes

Eight studies presented data related to additional outcomes relevant to this review; influenza-related hospitalisation, influenza- or pneumonia-related hospitalisation, influenza hospital encounters, influenza office visits and influenza-like illness (Table 3.4) [41, 77, 78, 92, 111, 120, 137, 138]. All of these studies were cohort design and compared HD-IIV3 with SD-IIV3 in older adult populations.

3.3.3.1 Influenza-related hospitalisations

Two studies presented data for the prevention of influenza-related hospitalisations across six influenza seasons [78, 92]. As shown in Figure 3.24, there was a significant difference in effect in favour of HD-IIV3 for this outcome across all influenza seasons (VE=11.8%, 95% CI 6.4 to 17.0, REM, $I^2=81.3\%$, low-certainty evidence (Appendix 9.2)).

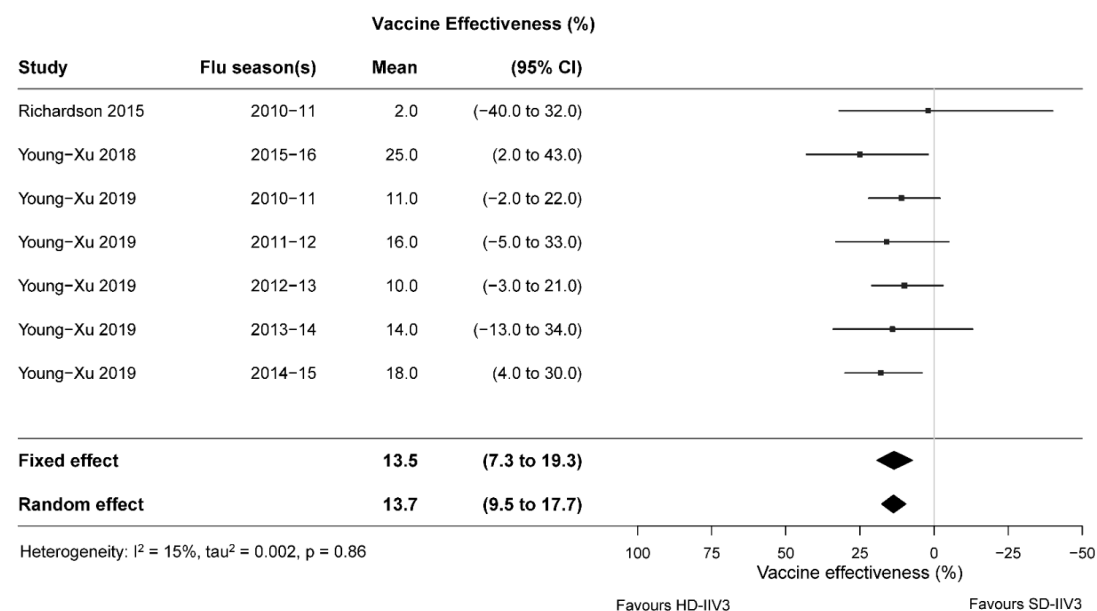
Figure 3.24 Vaccine effectiveness of HD-IIV3 versus SD-IIV3 against any influenza-related hospitalisation



3.3.3.2 Influenza- or pneumonia-related hospitalisations

Four studies presented data regarding influenza- or pneumonia- related hospitalisations across six influenza seasons [41, 111, 137, 138], three of which were included in pooled analyses. As shown in Figure 3.25, relative to SD-IIV3, there was a significant difference in effect in favour of HD-IIV3 across all influenza seasons (VE=13.7%, 95% CI 9.5 to 17.7, REM, $I^2=15.0\%$, low-certainty evidence (Appendix 9.2)). One study was excluded from pooled analyses as it was conducted in older adults undergoing maintenance haemodialysis, the authors noted no significant difference between the vaccines [41].

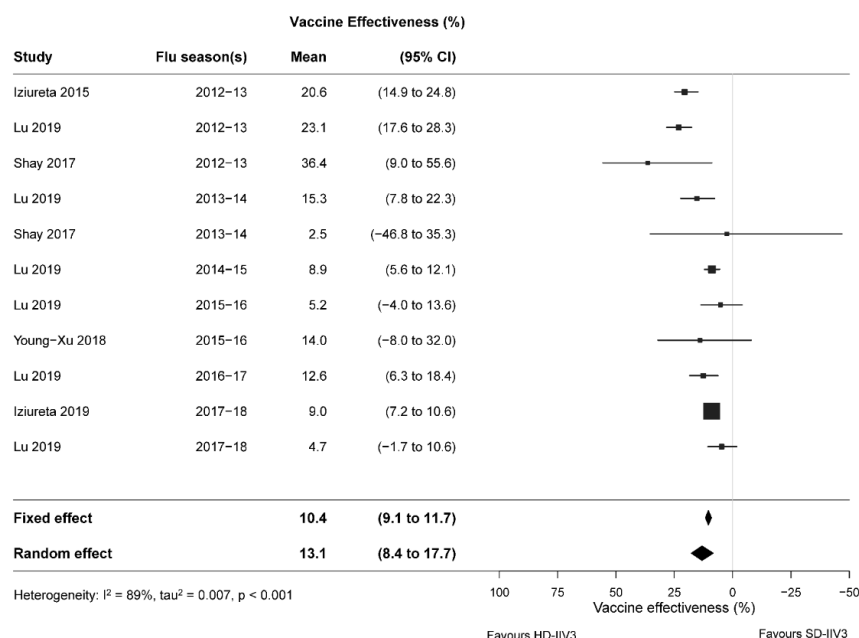
Figure 3.25 Vaccine effectiveness of HD-IIV3 versus SD-IIV3 against any influenza- or pneumonia-related hospitalisation



3.3.3.3 Influenza-related hospital encounters

Five studies presented data regarding influenza-related hospital encounters across six influenza seasons [77, 78, 92, 120, 137]. As shown in Figure 3.26, relative to SD-IIV3 there was a significant difference in effect in favour of HD-IIV3 across all influenza seasons (VE=13.1%, 95% CI 8.4 to 17.7, REM, I²=89%, low-certainty evidence (Appendix 9.2)).

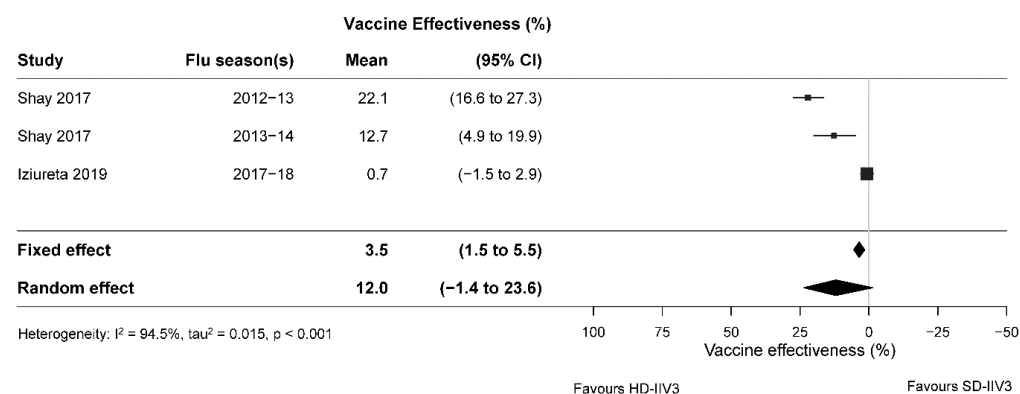
Figure 3.26 Vaccine effectiveness of HD-IIV3 versus SD-IIV3 against any influenza-related hospital encounters



3.3.3.4 Influenza-related office visits

Two studies possessed data relating to influenza-related office visits across three influenza seasons [78, 120]. As shown in Figure 3.27, there was a significant difference in favour of HD-IIV3 for this outcome (VE=3.5%, 95% CI 1.5 to 5.5, FEM, I²=94.5%, low-certainty evidence (Appendix 9.2)).

Figure 3.27 Vaccine effectiveness of HD-IIV3 versus SD-IIV3 against any influenza-related hospital encounters



3.3.3.5 Influenza-like illness

As shown in Table 3.4, one study presented data regarding influenza-like illness with a pooled estimate of vaccine effectiveness across five influenza seasons for older adults undergoing maintenance haemodialysis [41]. The authors note no significant difference in vaccine effectiveness between HD-IIV3 and SD-IIV3 for influenza-like illness.

Table 3.4 Effectiveness of high-dose influenza vaccines for additional outcomes

Author	Season	Comparator	Vaccine effectiveness (1-risk ratio)	95%CI (lower)	95%CI (upper)	Strain mismatch
Influenza-related hospitalisation						
Lu 2019 [92]	2012-2013	SD-IIV3	0.27	0.20	0.34	Well-matched
Lu 2019 [92]	2013-2014	SD-IIV3	0.10	-0.01	0.19	Well-matched
Lu 2019 [92]	2014-2015	SD-IIV3	0.10	0.05	0.14	Mismatch
Lu 2019 [92]	2015-2016	SD-IIV3	0.06	-0.06	0.17	Well-matched
Lu 2019 [92]	2016-2017	SD-IIV3	0.11	0.02	0.19	Well-matched
Izurieta 2019 [78]	2017-2018	SD-IIV3	0.10	0.08	0.12	Not reported
Lu 2019 [92]	2017-2018	SD-IIV3	0.08	0.00	0.16	Well-matched
Influenza- or pneumonia-related hospitalisation						
Butler 2019* [41]	2010-2015	SD-IIV3	-0.02	-0.10	0.08	Variable
Richardson 2015 [111]	2010-2011	SD-IIV3	0.02	-0.40	0.32	Well-matched
Young-Xu 2019 [138]	2010-2011	SD-IIV3	0.11	-0.02	0.22	Not reported
Young-Xu 2019 [138]	2011-2012	SD-IIV3	0.16	-0.05	0.33	Not reported
Young-Xu 2019 [138]	2012-2013	SD-IIV3	0.10	-0.03	0.21	Not reported
Young-Xu 2019 [138]	2013-2014	SD-IIV3	0.14	-0.13	0.34	Not reported
Young-Xu 2019 [138]	2014-2015	SD-IIV3	0.18	0.04	0.30	Not reported
Young-Xu 2018 [137]	2015-2016	SD-IIV3	0.25	0.02	0.43	Well-matched
Influenza-related hospital encounters						
Izurieta 2015 [79]	2012-2013	SD-IIV3	0.21	0.15	0.25	Not reported
Lu 2019 [92]	2012-2013	SD-IIV3	0.23	0.18	0.28	Well-matched
Shay 2017 [120]	2012-2013	SD-IIV3	0.36	0.09	0.56	Well-matched
Lu 2019 [92]	2013-2014	SD-IIV3	0.15	0.08	0.22	Well-matched
Shay 2017 [120]	2013-2014	SD-IIV3	0.03	-0.47	0.35	Mismatch
Lu 2019 [92]	2014-2015	SD-IIV3	0.09	0.06	0.12	Mismatch
Lu 2019 [92]	2015-2016	SD-IIV3	0.05	-0.04	0.14	Well-matched
Young-Xu 2018	2015-2016	SD-IIV3	0.14	-0.08	0.32	Well-matched
Lu 2019 [92]	2016-2017	SD-IIV3	0.13	0.06	0.18	Well-matched
Izurieta 2019 [78]	2017-2018	SD-IIV3	0.09	0.07	0.11	Not reported
Lu 2019 [92]	2017-2018	SD-IIV3	0.05	-0.02	0.11	Well-matched
Influenza-related office visits						
Shay 2017 [120]	2012-2013	SD-IIV3	0.22	0.17	0.27	Well-matched
Shay 2017 [120]	2013-2014	SD-IIV3	0.13	0.05	0.20	Mismatch
Izurieta 2019 [78]	2017-2018	SD-IIV3	0.01	-0.02	0.03	Not reported
Influenza-like illness						
Butler 2019* [41]	2009-2015	SD-IIV3	0.00	-0.04	0.05	Variable

[^]Interpreted from narrative provided by included studies

*Older adult population undergoing maintenance haemodialysis

3.3.4 Safety - high-dose influenza vaccines

Twenty-four studies included in this systematic review concerned the safety of high-dose influenza vaccines [29, 38, 43, 45-48, 53, 54, 56, 63, 73, 80-83, 95, 98, 100, 101, 106, 117, 124, 131]. Of these, 19 were RCTs [43, 46-48, 53, 54, 56, 63, 73, 80, 82, 83, 95, 98, 100, 101, 106, 117, 131] and five were non-randomised studies [29, 38, 45, 81, 124].

3.3.4.1 Serious adverse events

Four studies reported SAEs which were deemed to be potentially related to receipt of a high-dose influenza vaccine [43, 56, 63]. Chang et al. [43] reported small-fibre neuropathy in a subject 42 days after vaccination with HD-IIV3. DiazGranados et al. [56] reported one case of cranial-nerve VI palsy, one case of hypovolemic shock associated with diarrhoea and one case of acute disseminated encephalomyelitis. During the six-month follow-up period in the study conducted by Falsey et al. [63] one diagnosis of Crohn’s disease and one of myasthenia gravis were noted. An active surveillance study for Guillain-Barré syndrome conducted by Arya et al. [29] noted no excess risk after high-dose vaccination in the primary analysis. However, an elevated risk of Guillain-Barré syndrome in the secondary analysis timeframe (8–21 days) was reported.

3.3.4.2 Local reactions

Seven studies possessed sufficiently comparable data to enable quantitative synthesis regarding local reactions for high-dose influenza vaccines [47, 56, 63, 83, 101, 106, 131]. All compared HD-IIV3 with SD-IIV3 or SD-IIV4 for outcomes including combined local reactions, pain, redness, swelling, induration and ecchymosis. The pooled estimates for these outcomes are shown in Figures 3.28 to Figure 3.33. As shown, HD-IIV were associated with a significantly higher frequency of combined local reactions (RR=1.40, 95% CI 1.20 to 1.64, three RCTs, FEM, I²=25%, low-certainty evidence), pain (RR=1.56, 95% CI 1.26 to 1.93, seven RCTs, REM, I²=57%, moderate-certainty evidence), swelling (RR=2.20, 95% CI 1.12 to 4.32, I²=46%, six RCTs, low-certainty evidence (appendix 9.2)) and induration (RR=1.63, 95% CI 1.10 to 2.39, FEM, I²=68%, two RCTs, low-certainty evidence (appendix 9.2)). There was no significant difference between vaccines for the remaining outcomes (low- moderate certainty evidence, see Appendix 9.2). As shown in Appendix 8.2, similar results were displayed for older adults within sub-group analyses.

Among studies which were excluded from pooled analyses, Cowling et al. [48] reported a statistically higher frequency of tenderness and swelling in those who received HD-IIV3 compared with SD-IIV4. Similarly Kaka et al. [81] reported a significantly higher frequency of local reactions in HD-IIV3 versus SD- IIV3, with the difference largely related to injection site pain. Sanchez et al. [117] compared intramuscular HD- IIV4, subcutaneous HD- IIV4 and subcutaneous SD- IIV4; intramuscular administration was associated with lower reactogenicity than subcutaneous administrations. Chang et al. [43] noted comparable rates of adverse reactions when a HD-IIV4 was compared with a HD-IIV3.

Figure 3.28 Relative risk of combined local adverse events, high-dose versus standard-dose

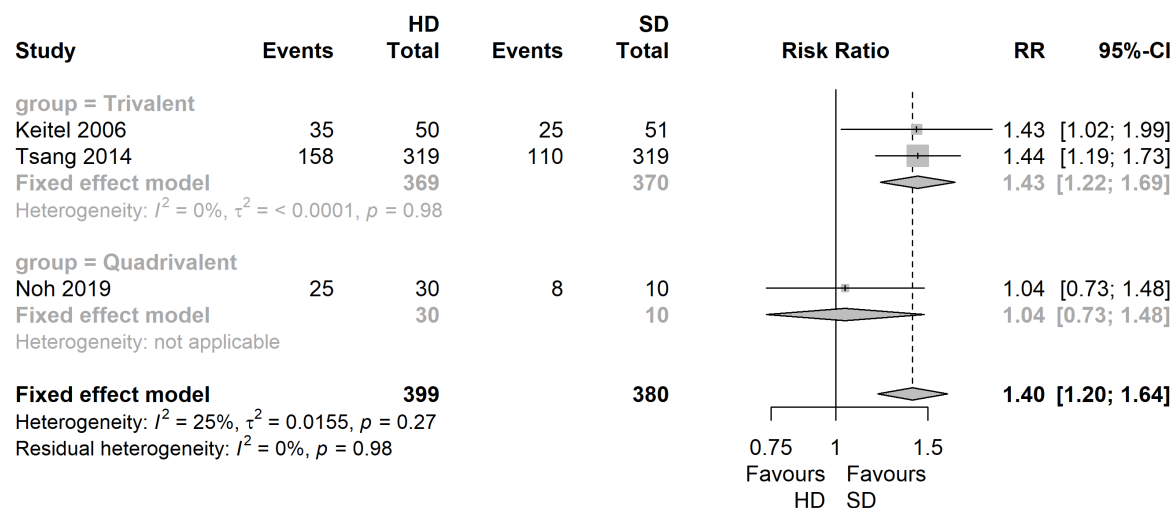


Figure 3.29 Relative risk of ecchymosis, high-dose versus standard-dose




Figure 3.30 Relative risk of induration, high-dose versus standard-dose

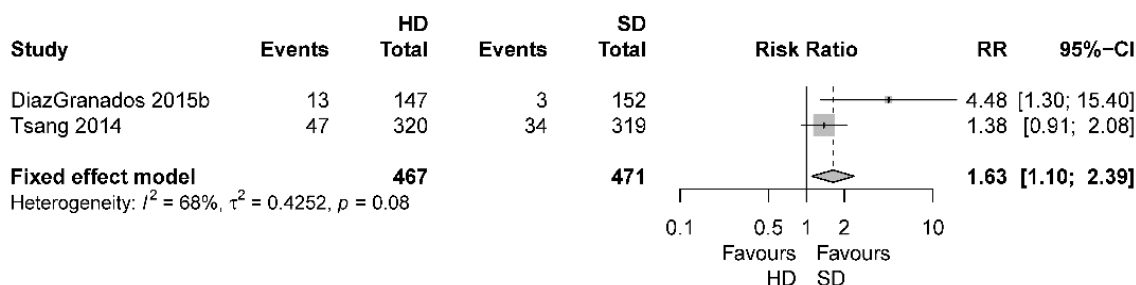


Figure 3.31 Relative risk of pain, high-dose versus standard-dose

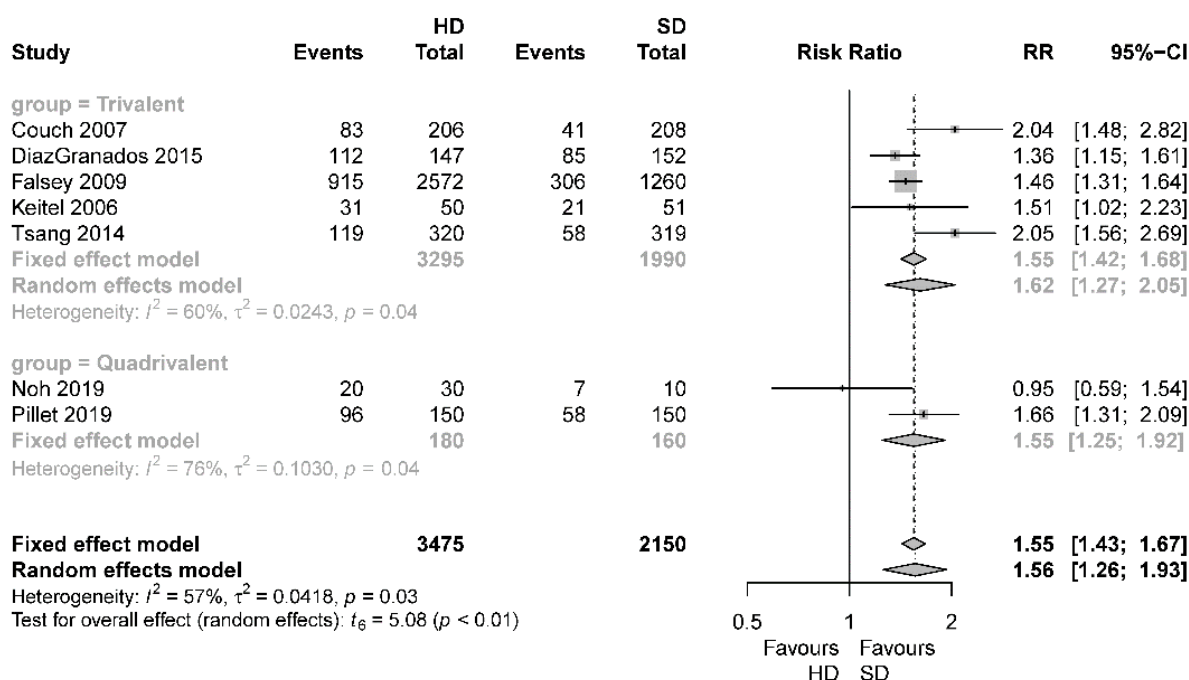


Figure 3.32 Relative risk of redness and erythema, high-dose versus standard-dose

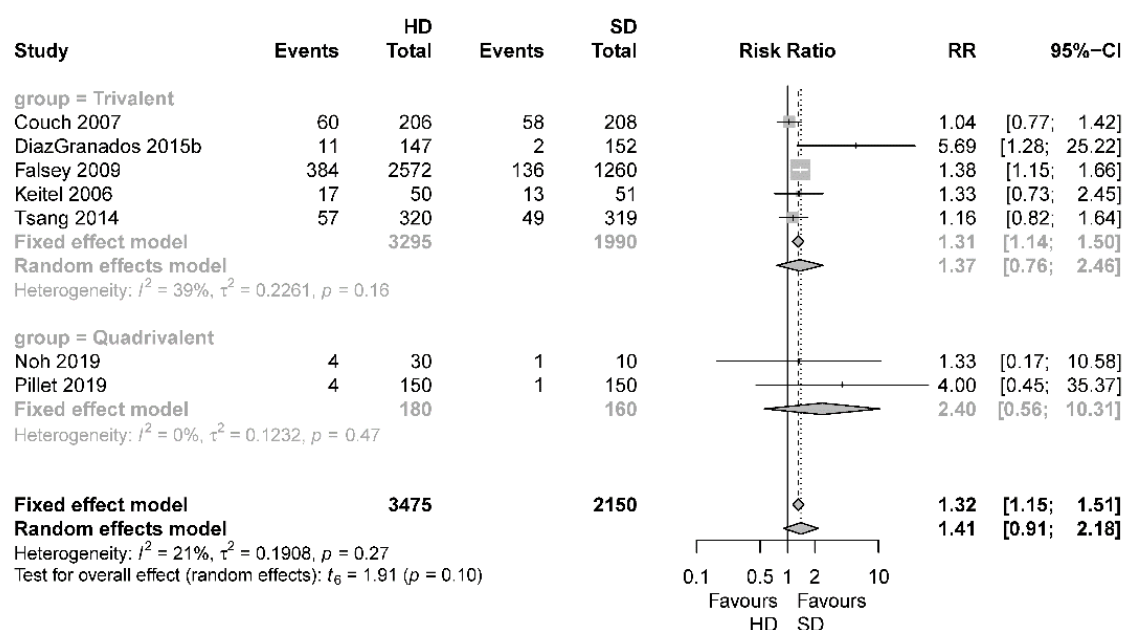
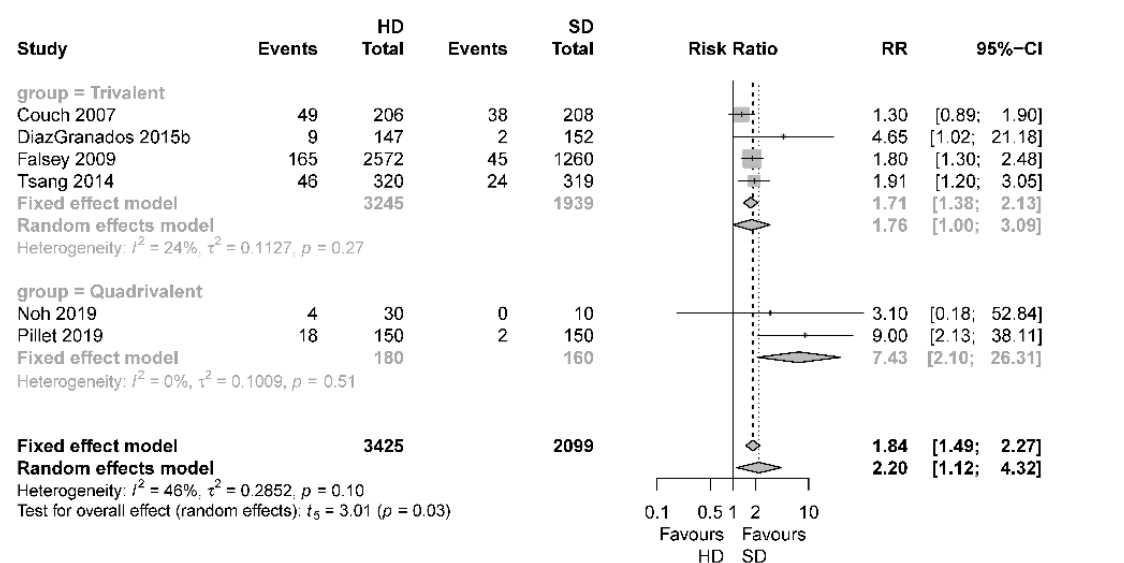


Figure 3.33 Relative risk of swelling, high-dose versus standard-dose



3.3.4.3 Systemic reactions

Seven studies had sufficiently comparable data to enable quantitative synthesis regarding systemic reactions to high-dose influenza vaccines. [47, 56, 63, 83, 101, 106, 131]. All compared HD-IIV3 or HD-IIV4 with SD-IIV3 or SD-IIV4 for the following outcomes: combined systemic reactions, fever, headache, malaise, myalgia, chills, diarrhoea and fatigue. The pooled analyses for these outcomes are presented in Figures 3.34 to Figure 3.41. As shown, HD-IIV were associated with a significantly higher frequency of headache (RR=1.35, 95% CI 1.02 to 1.77, REM, $I^2=0\%$, seven RCTs, moderate-certainty evidence (appendix 9.2)), chills (RR=1.73, 95% CI 1.07 to 2.81, REM, $I^2=0\%$, four RCTs, low-certainty evidence (appendix 9.2)), and malaise (RR=1.28, 95% CI 1.08 to 1.51, REM, $I^2=0\%$, seven RCTs, moderate-certainty evidence (appendix 9.2)). No significant difference between vaccine groups was noted for the remaining outcomes (very-low to moderate certainty evidence, see main summary of findings and appendix 9.2). As shown in Appendix 8.2, similar results were displayed for older adults within subgroup analyses.

Sanchez et al. [117] compared intramuscular HD-IIV4, subcutaneous HD-IIV4 and subcutaneous SD-IIV4; intramuscular administration was associated with a lower overall frequency of systemic reactions. Chang et al. [43] noted comparable rates of adverse reactions when a HD-IIV4 was compared with a HD-IIV3.

Figure 3.34 Relative risk of combined systemic adverse events, high-dose versus standard-dose

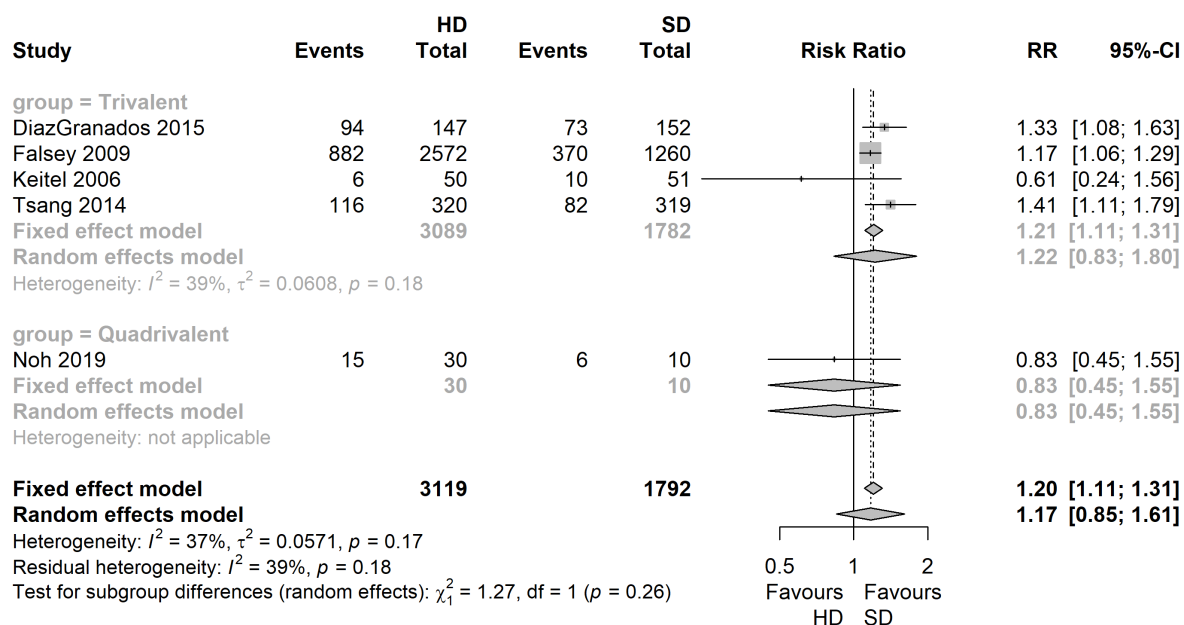


Figure 3.35 Relative risk of fever, high-dose versus standard-dose

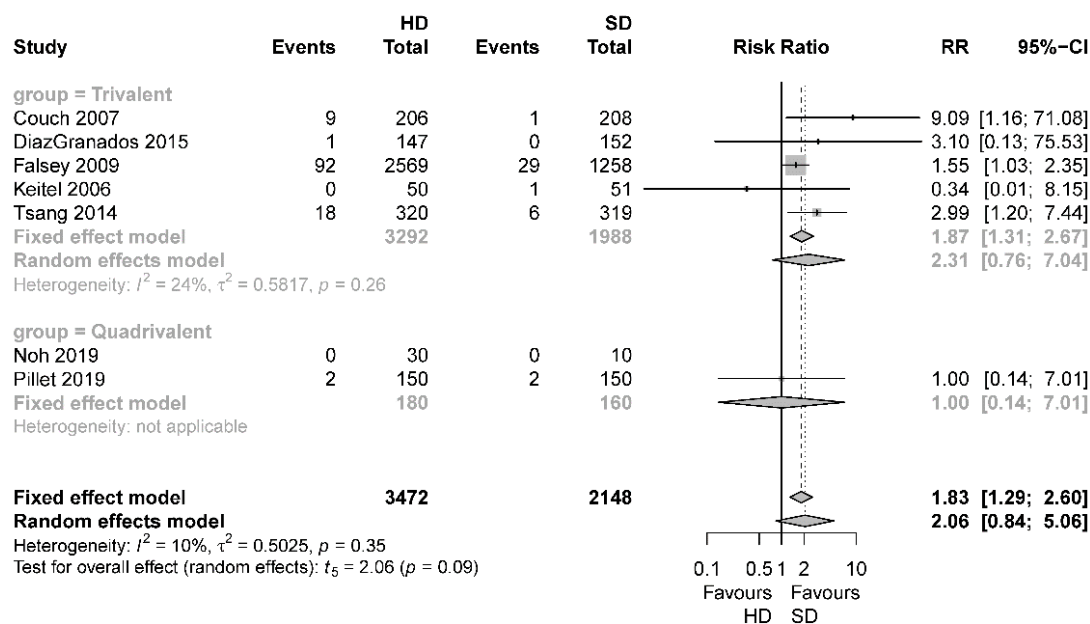


Figure 3.36 Relative risk of headache, high-dose versus standard-dose

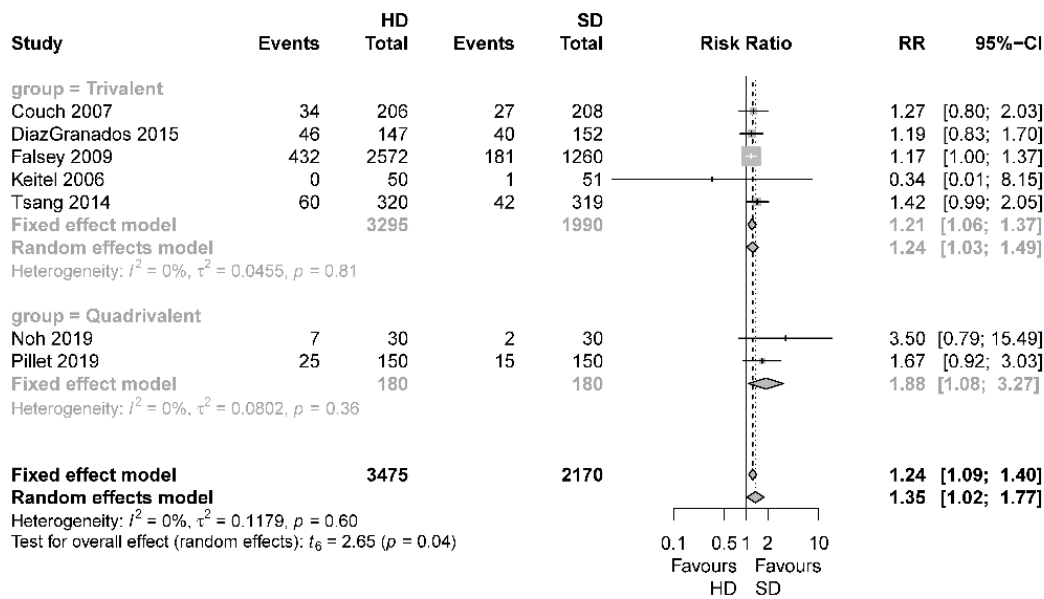


Figure 3.37 Relative risk of malaise, high-dose versus standard-dose

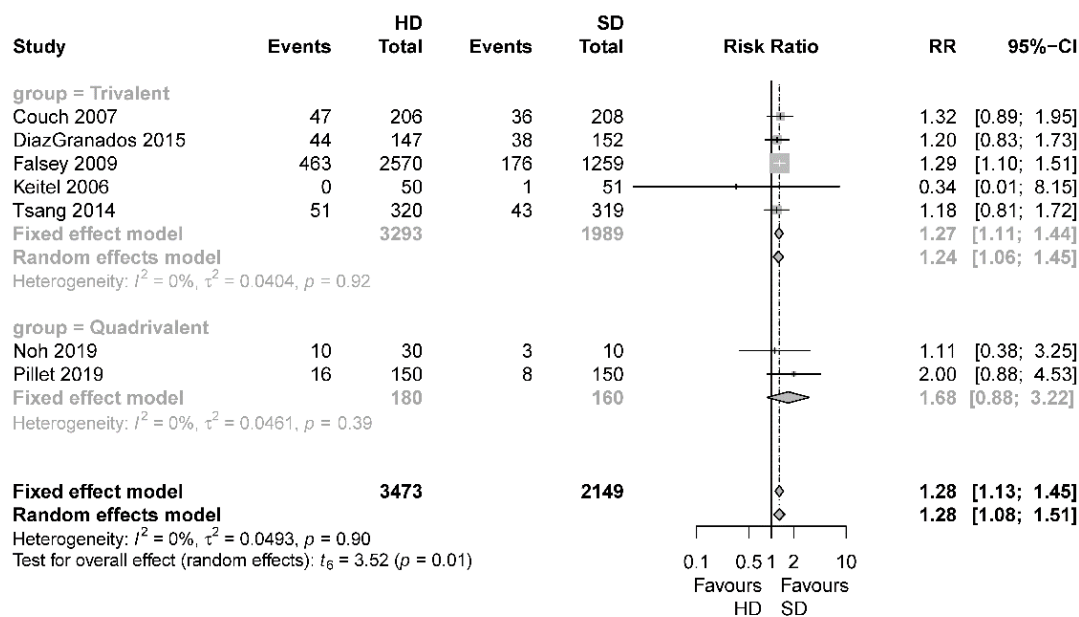


Figure 3.38 Relative risk of myalgia, high-dose versus standard-dose

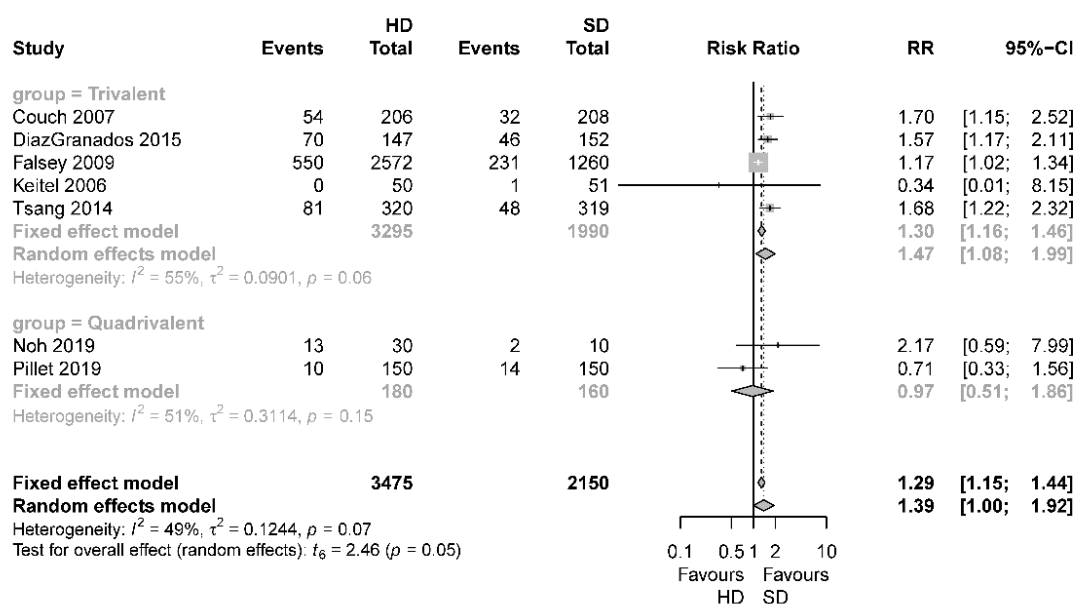


Figure 3.39 Relative risk of shiver and chills, high-dose versus standard-dose

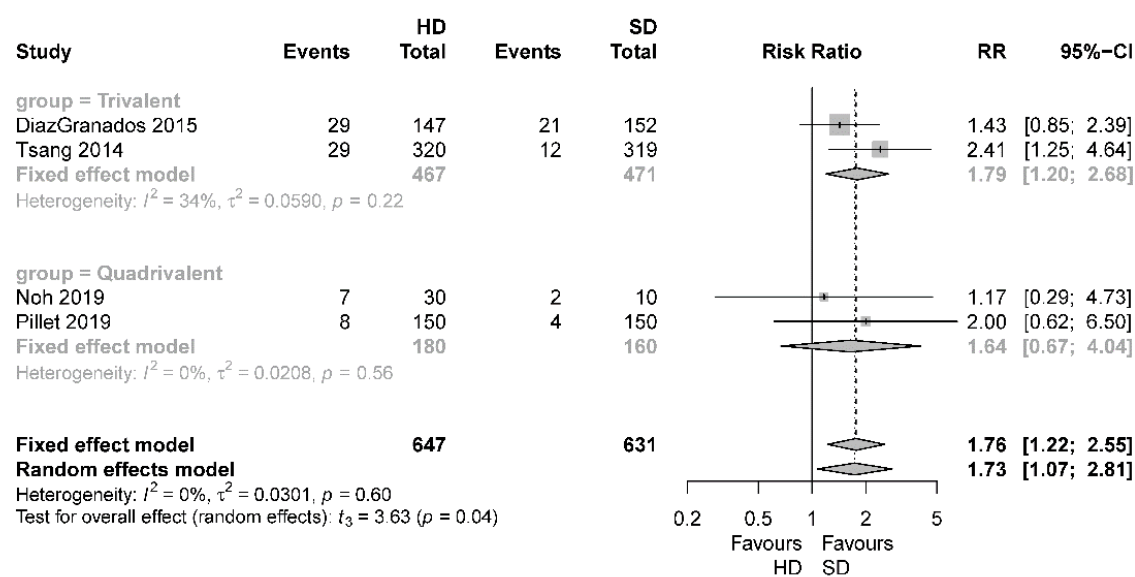


Figure 3.40 Relative risk of diarrhoea, high-dose versus standard- dose

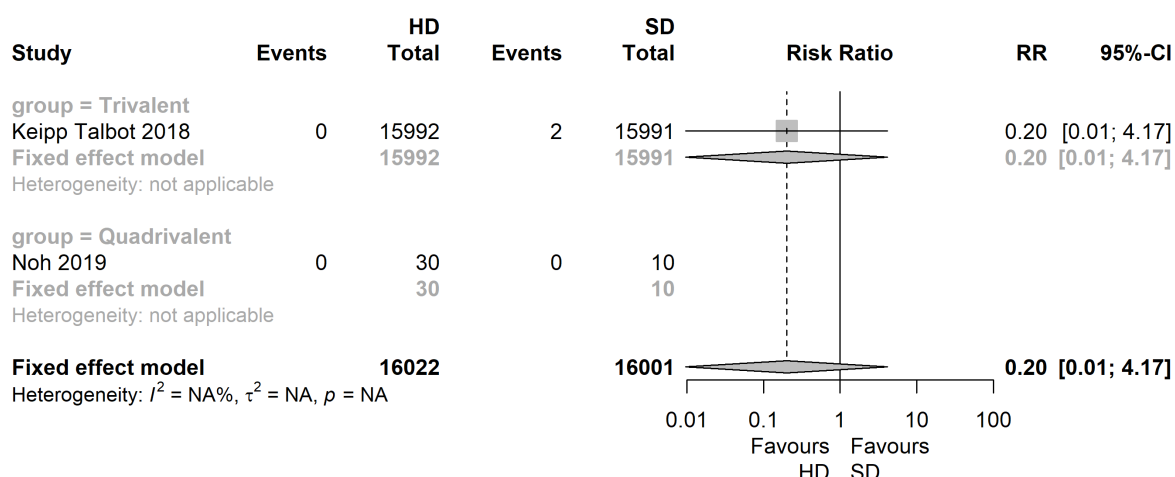
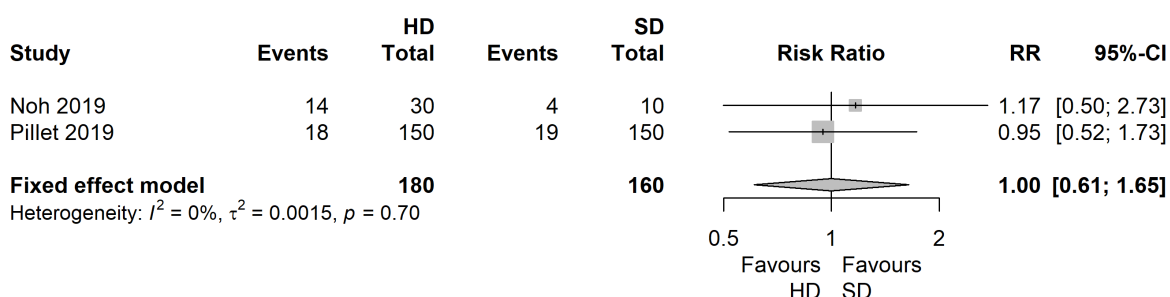


Figure 3.41 Relative risk of fatigue, high-dose versus standard-dose



3.3.4.4 Safety of high-dose influenza vaccines in at-risk populations

Nine studies included within this review were categorised as investigating the safety profile of high-dose influenza vaccines in at-risk groups, namely: individuals with malignancy, [38, 45, 124] rheumatoid arthritis, [46] haematopoietic stem cell transplant recipients, [73] transplant recipients, [100] those undergoing oncological interventions, [80] and individuals diagnosed with HIV [95].

With regards to individuals with malignancy or undergoing oncological treatment, Chong et al. [45] reported no significant difference in the incidence of new onset immune-related adverse events following vaccination with HD-IIV3 compared with SD-IIV3 or SD-IIV4. Strowd et al., [124] and Branagan et al., [38] noted that high-dose vaccination was well-tolerated in their respective single-arm trials, and Jamshed et al. [80] noted that high dose vaccination was generally well-tolerated compared with SD-IIV.

In patients with rheumatoid arthritis who received HD-IIV3 or SD-IIV4, Colmegna et al. [46] reported similar frequencies of local and systemic reactions in both groups. Similarly, no significant differences in local or systemic reactions were noted between HD-IIV3 and SD-IIV3 in solid-organ transplant recipients [100]. In HSCT recipients, Halasa et al. [73] noted a significantly higher frequency of combined local reactions in those receiving HD-IIV3 compared with SD-IIV3, with no difference noted between the groups in terms of systemic reactions. In individuals with HIV, McKittrick et al. [95] noted no significant difference in local or systemic reactions between recipients of HD-IIV3 compared with SD-IIV3.

3.3.5 Risk of bias - high-dose influenza vaccines

The risk of bias for efficacy and safety RCTs investigating high-dose influenza vaccines is summarised in Figures 3.42 and Figure 3.43. The two efficacy RCTs were deemed to be at an unclear risk of bias due to lack of clarity in one key domain. Of the 19 RCTs assessing a safety outcome of high-dose influenza vaccines, one (5%) was judged to be at a low risk of bias, 16 (84%) were deemed to be at an unclear risk of bias and two (11%) were deemed to be at a high risk of bias. Of note, the influence of industry funding as captured under the domain of other bias, resulted in the majority of studies being deemed to be at an unclear risk of bias overall.

The risk of bias of NRSIs providing data on the effectiveness and safety of high-dose influenza vaccines is summarised in Table 3.5. One test-negative design case-control study, which investigated the prevention of influenza, was deemed to be at a low risk of bias. One (12.5%) NRSI investigating additional outcomes was deemed to be at a low risk of bias, four (50.0%) at a moderate risk, and three (37.5%) at a serious risk. Areas of poor reporting included confounding variables, selection bias and missing data. Three studies presented data relating to safety with all deemed to be at a serious risk of bias.

Figure 3.42 Risk of bias summary: Review authors’ judgment of each risk of bias item, presented as percentages across all included studies

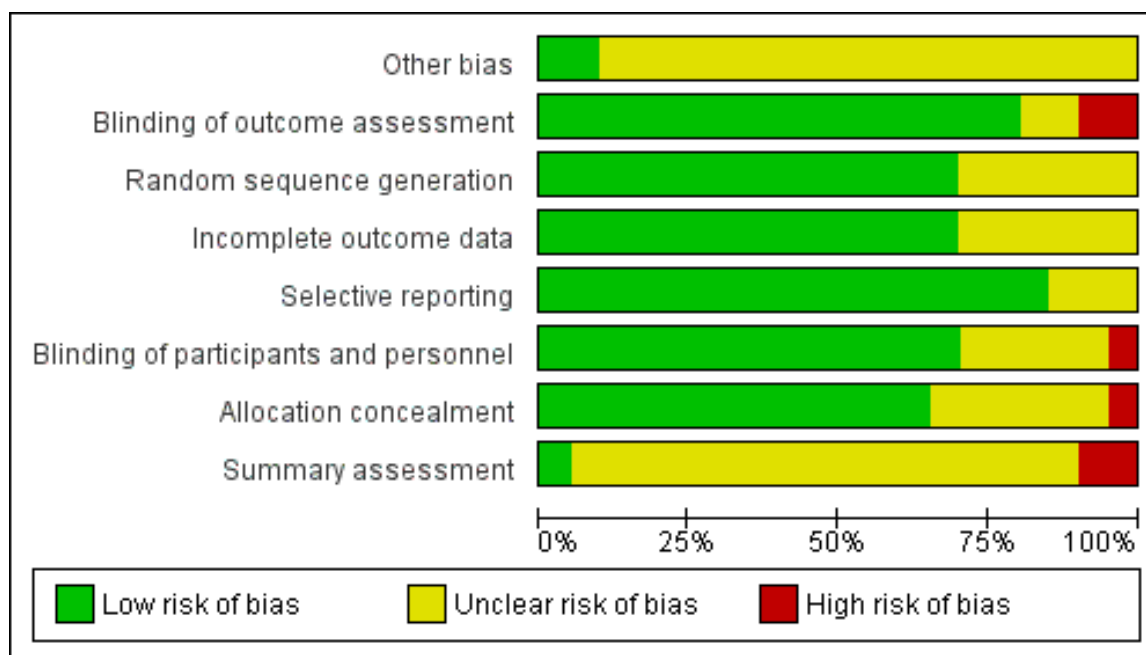


Figure 3.43 Risk of bias summary: review authors' judgments about each risk of bias item for each included study

	Other bias	Blinding of outcome assessment	Random sequence generation	Incomplete outcome data	Selective reporting	Blinding of participants and personnel	Allocation concealment	Summary assessment
E(h) Gravenstein 2017	?	+	+	+	+	-	+	?
ES(h) DiazGranados 2014	?	+	+	+	+	+	+	?
S(a)(h)(r) Cowling 2019	?	+	+	?	?	+	+	?
S(h) Chang 2019	?	+	+	+	+	?	+	?
S(h) Colmegna 2020	?	+	+	?	+	+	+	?
S(h) Couch 2007	?	+	?	+	?	+	?	?
S(h) DiazGranados 2015b	?	+	+	+	+	+	+	?
S(h) Diazgranados 2016	?	+	+	?	+	+	+	?
S(h) Falsey 2009	?	+	+	+	+	+	?	?
S(h) Halasa 2016	?	+	?	?	+	+	?	?
S(h) Jamshed 2016	?	+	?	+	+	+	?	?
S(h) KeippTalbot 2018	?	+	?	+	+	+	?	?
S(h) Keitel 2006	+	?	?	+	?	?	-	?
S(h) McKittrick 2013	+	+	+	+	+	+	+	+
S(h) Nace 2015	?	-	+	+	+	?	+	-
S(h) Natori 2018	?	+	+	?	+	+	+	?
S(h) Noh 2019	?	-	+	+	+	+	+	-
S(h) Pillet 2019	?	+	?	?	+	?	?	?
S(h) Sanchez 2019	?	+	+	+	+	+	+	?
S(h) Tsang 2014	?	?	+	+	+	?	+	?

Table 3.5 ROBINS-I assessment of risk of bias of non-randomised studies of interventions

Author Year	Confounding	Selection	Classification	Deviation from intervention	Missing data	Outcome measurement	Reported results	Overall bias
Effectiveness (primary outcome)- Test-negative design case-control studies								
Zimmerman 2016 [139]	Low	Low	Low	Low	Low	Low	Low	Low
Effectiveness (additional outcomes)- Case control and cohort studies								
Butler 2019 [41]	Low	Moderate	Low	Low	Moderate	Low	Low	Moderate
Izurieta 2015 [79]	Low	Moderate	Low	Low	No information	Low	Low	Moderate
Izurieta 2019 [78]	Low	Low	Low	Low	Low	Low	Low	Low
Lu 2019 [92]	Low	Moderate	Low	Low	No information	Low	Low	Moderate
Richardson 2015 [111]	Serious	Low	Low	Low	Moderate	Low	Low	Serious
Shay 2017 [120]	Low	Moderate	Low	Low	Low	Low	Low	Moderate
Young-Xu 2018 [137]	Serious	Low	Low	Low	Moderate	Low	Low	Serious
Young-Xu 2019 [138]	Serious	Moderate	Low	Low	Low	Low	Low	Serious
Safety								
Arya 2019 [29]	Serious	Serious	Low	Low	Low	Low	Serious	Serious
Chong 2020 [45]	Serious	Serious	Low	Low	No information	Low	Low	Serious
Kaka 2017 [81]	Serious	Serious	Low	Low	Low	Moderate	Low	Serious

3.4 Cell-based influenza vaccines

Nineteen studies within this review presented results concerning cell-based influenza vaccines [31, 32, 40, 42, 44, 51, 60, 61, 65, 72, 74, 75, 78, 90, 91, 122, 125, 126, 136]. Of these, two studies related to efficacy, [31, 65] four related to effectiveness [40, 42, 51, 78] and 15 related to safety [31, 32, 44, 60, 61, 65, 72, 74, 75, 90, 91, 122, 125, 126, 136]. The characteristics of studies relating to efficacy or effectiveness of cell-based influenza vaccines are provided in Appendix 5.3. The vaccine and circulating strains' characteristics associated with these studies are provided in Appendix 6.3. The characteristics of studies relating to the safety of cell-based influenza vaccines are provided in Appendix 7.3.

3.4.1 Efficacy - cell-based influenza vaccines

Two studies met the eligibility criteria for this systematic review which investigated the efficacy of ccIIV3 in adult populations (aged 18-49 years) compared with placebo [31, 65]

As shown in Figures 3.44 to Figure 3.47, the pooled estimate for the two studies shows a significant effect in favour of cell-based influenza vaccines for the prevention of any influenza (VE=70%, 95% CI 60% to 77%, two RCTs, FEM, I²=0%, moderate-certainty evidence), influenza A(H1N1) (VE=82%, 95% CI 71% to 89%, two RCTs, FEM, I²=62%, moderate-certainty evidence), influenza A(H3N2) (VE=72%, 95% CI 39% to 87%, two RCTs, FEM, I²=0%, moderate-certainty evidence) and influenza B (VE=52%, 95% CI 30% to 68%, two RCTs, FEM, I²=0%, moderate-certainty evidence).

Figure 3.44 Vaccine efficacy of ccIIV3 versus placebo against any influenza, adults aged 18 to 49 years

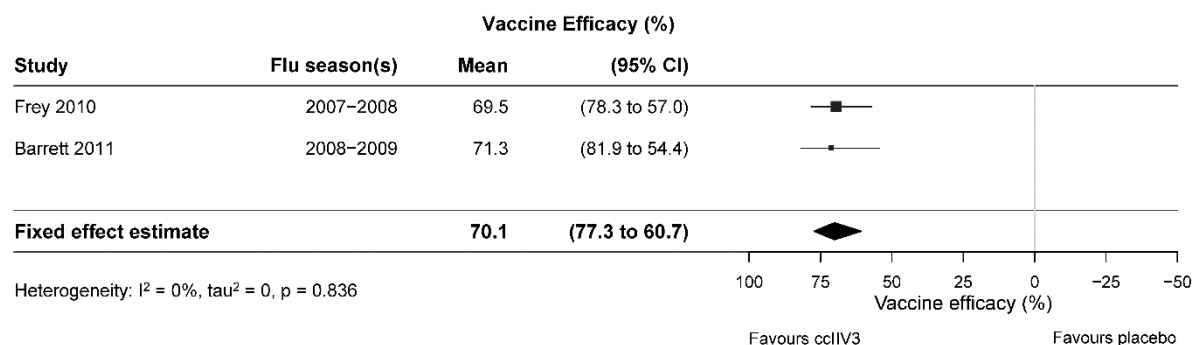


Figure 3.45 Vaccine efficacy of ccIV3 versus placebo against Influenza A(H1N1), adults aged 18 to 49 years

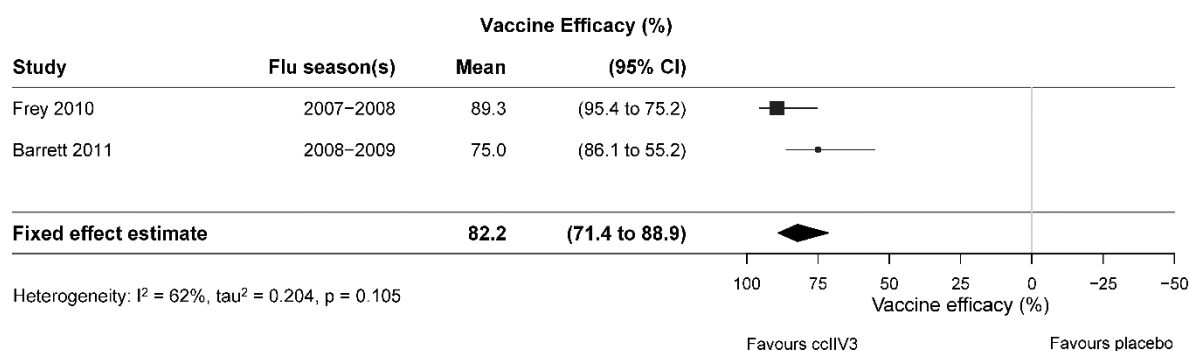


Figure 3.46 Vaccine efficacy of ccIV3 versus placebo against Influenza A(H3N2), adults aged 18 to 49 years

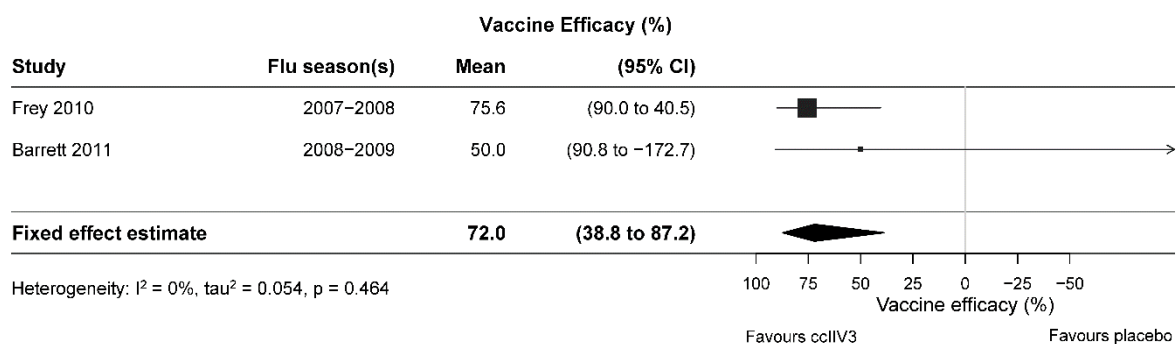
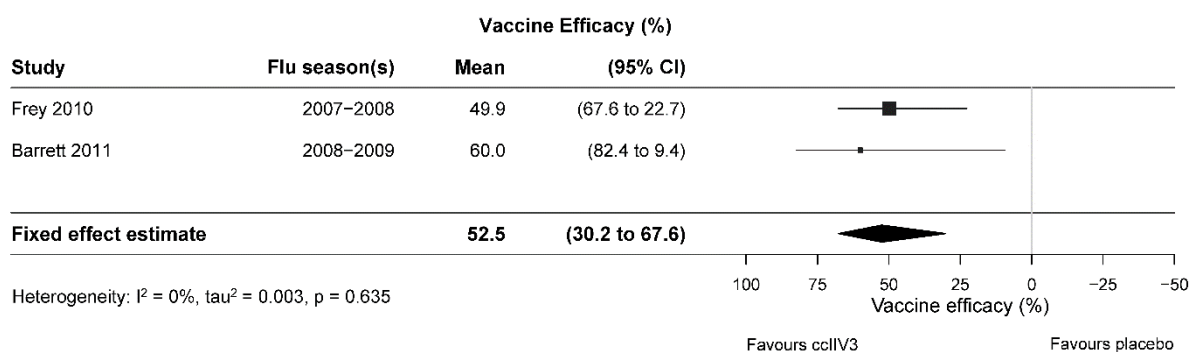


Figure 3.47 Vaccine efficacy of ccIV3 versus placebo against Influenza B, adults aged 18 to 49 years



3.4.2 Effectiveness - cell-based influenza vaccines

Four studies included in this systematic review contained results relevant to the effectiveness of cell-based influenza vaccines [40, 42, 51, 78]. Of these, three were case-control studies [40, 42, 51] and one was a cohort study [78].

3.4.2.1 Primary outcome – effectiveness against laboratory-confirmed influenza

Three studies provided data relevant to the primary outcome of laboratory-confirmed influenza [40, 42, 51]. All of the studies were of test-negative case-control design with two in adult populations and one specifically in an older adult ≥ 65 years population. The type of influenza, population, comparator, vaccine effectiveness, 95% confidence intervals and degree of matching to circulating strains, as interpreted from each individual study, for each relevant comparison is highlighted in Table 3.4, subcategorised by the influenza season.

3.4.2.2 Effectiveness against any influenza subtype

Three studies presented data regarding the effectiveness of cell-based vaccines against any influenza type/subtype [40, 42, 51]. As presented in Table 3.4, one study reported no significant difference compared with traditional influenza vaccines and with no vaccination for older populations [40]. Two studies, reporting for different influenza seasons, reported conflicting findings for cell-based vaccines compared with no vaccination for adult populations [42, 51].

3.4.2.3 Effectiveness against influenza A(H1N1)

One study presented data for the effectiveness of a cell-based vaccine against influenza A(H1N1) in an adult population, with the comparator being no vaccination. A significant difference was shown in favour of the cell-based vaccine [51].

3.4.2.4 Effectiveness against influenza A(H3N2)

Three studies presented data regarding the effectiveness of cell-based vaccines against influenza A(H3N2) (Table 3.6) [40, 42, 51]. There was no significant difference in comparison to no vaccination or traditional influenza vaccines for older populations based on one study [40]. There were conflicting results based on two studies for cell-based vaccines, compared to no vaccination for adult populations across two influenza seasons [42, 51].

3.4.2.5 Effectiveness against influenza B

Three studies presented data regarding the effectiveness of cell-based vaccines against any influenza type B (Table 3.4) [40, 42, 51]. One study of older adults reported no significant difference compared with no vaccination [40]. Two studies, reporting for different influenza seasons, reported conflicting findings for cell-based vaccines compared with no vaccination for adult populations [42, 51].

3.4.3 Additional outcomes

One study presented data relevant to additional outcomes of interest to this review [78]. The study compared a cell-based vaccine to IIV3 in an older adult population (aged ≥ 65 years). Results indicated a significant difference in favour of cell-based vaccines for all reported outcomes of interest; influenza-related hospitalisation, influenza-related hospital encounters and influenza-related office visits.

Table 3.6 Effectiveness of cell-based influenza vaccines for the prevention of laboratory-confirmed influenza

Author	Population	Comparator	Vaccine effectiveness (1-odds ratio)	95%CI (lower)	95%CI (upper)	Strain mismatch [^]
All influenza						
2014-2015 season						
Castilla 2016 [42]	≥ 18 years	Unvaccinated	0.21	-0.12	0.44	Mismatch
2017-2018 season						
Bruxvoort 2019 [40]	≥ 65 years	Unvaccinated	0.10	-0.44	0.44	Mismatch
Bruxvoort 2019 [40]	≥ 65 years	IIV3/IIV4	0.06	-0.46	0.39	Mismatch
DeMarcus 2019 [51]	≥ 18 years	Unvaccinated	0.52	0.36	0.64	Not reported
Influenza A(H1N1)						
2017-2018 season						
DeMarcus 2019 [51]	≥ 18 years	Unvaccinated	0.71	0.44	0.85	Not reported
Influenza A(H3N2)						
2014-2015 season						
Castilla 2016 [42]	≥ 18 years	Unvaccinated	0.02	-0.49	0.36	Mismatch
2017-2018 season						
Bruxvoort 2019 [40]	≥ 65 years	Unvaccinated	0.02	-0.67	0.42	Mismatch
Bruxvoort 2019 [40]	≥ 65 years	IIV3/IIV4	-0.04	-0.70	0.37	Mismatch
DeMarcus 2019 [51]	≥ 18 years	Unvaccinated	0.47	0.25	0.63	Not reported

Author	Population	Comparator	Vaccine effectiveness (1-odds ratio)	95%CI (lower)	95%CI (upper)	Strain mismatch [^]
Influenza B						
2014-2015 season						
Castilla 2016 [42]	≥18 years	Unvaccinated	0.34	-0.03	0.58	Mismatch
2017-2018 season						
Bruxvoort 2019 [40]	≥65 years	Unvaccinated	-0.06	-1.63	0.57	Mismatch
DeMarcus 2019 [51]	≥18 years	Unvaccinated	0.54	0.31	0.69	Not reported

[^]Interpreted from narrative provided by included studies
 Note – Bruxvoort 2019 also provided data on individuals aged 4 to 64 years. However, disaggregated effectiveness data for adults aged 18-64 years were not presented.

3.4.4 Safety - cell-based influenza vaccines

Fifteen studies included in this systematic review related to the safety of cell-based influenza vaccines [31, 32, 44, 60, 61, 65, 72, 74, 75, 90, 91, 122, 125, 126, 136]. Of these, 11 were RCTs [31, 32, 44, 60, 61, 65, 72, 75, 122, 125, 126] comprising 10 unique datasets, and four were non-randomised studies [74, 90, 91, 136].

3.4.4.1 Serious adverse events

One study included within this review reported a serious adverse event associated with cell-based influenza vaccines, with one serious hypersensitivity reaction noted [60].

3.4.4.2 Local reactions

Six studies possessed sufficiently comparable data to enable quantitative synthesis related to local reactions for cell-based influenza vaccines [60, 65, 72, 75, 122, 125]. All of these studies compared ccIIV3 with IIV3. Pooled estimates for combined local reactions, pain, redness, swelling, induration, and ecchymosis are presented in Figures 3.48 to Figure 3.53. As shown, cell-based vaccines were associated with significantly higher rates of ecchymosis (RR=1.27, 95 %CI 1.03 to 1.56, three RCTs, FEM, I²=47%, low-certainty evidence (Appendix 9.3)), with no significant differences noted for the remaining outcomes (low-moderate certainty evidence, see main summary of findings table and appendix 9.3). As shown in Appendix 8.3, similar results were displayed for older adults within sub-group analyses.

With regards to studies that were excluded from the pooled analyses, two studies compared ccIIV4 with ccIIV3 [32, 44], with both noting a significantly higher rate of injection site pain or tenderness events in those receiving ccIIV4. Similarly, two studies compared ccIIV3 with placebo with a higher frequency of local reactions noted in the cell-based group, particularly in terms of injection site pain [31, 65]. An extension study of revaccination effect comparing ccIIV3 with IIV3 further noted injection site pain as the most commonly reported local reaction [126]. In line with other results, two non-randomised studies reported a higher frequency of local reactions with cell-based vaccines compared with non-cell-based vaccines, with injection site pain again being the most common event [90, 91]. An uncontrolled study by Vinnemeier et al. [136] noted similar rates of local reactions in those aged 18-61 years compared with those aged over 61 years.

Figure 3.48 Relative risk of combined local adverse events, ccIIV3 versus IIV3




Figure 3.49 Relative risk of pain, ccIIV3 versus IIV3

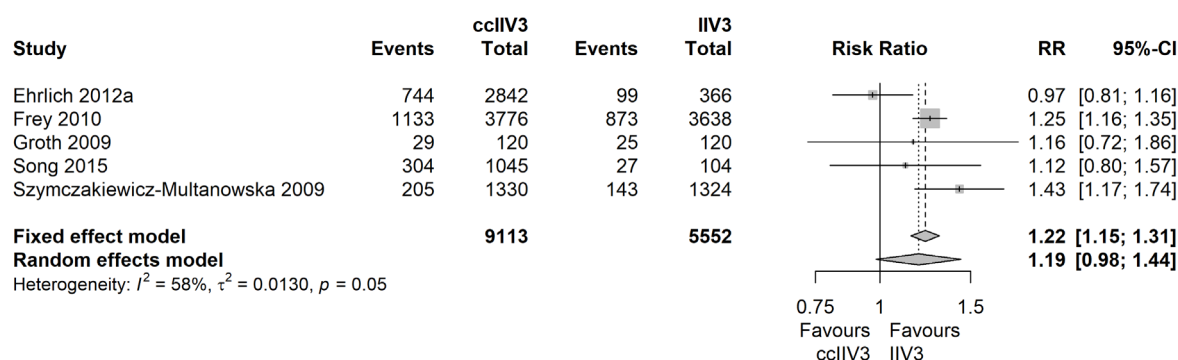


Figure 3.50 Relative risk of redness and erythema, ccIIV3 versus IIV3

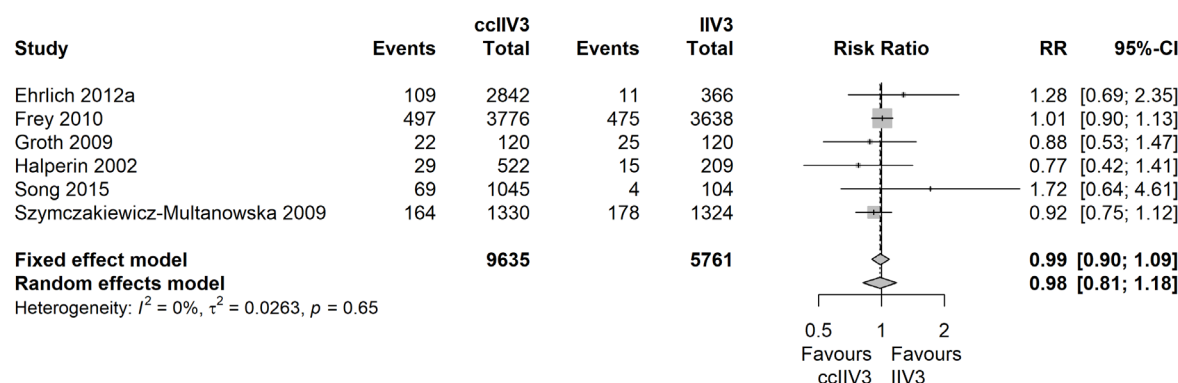


Figure 3.51 Relative risk of swelling, ccIIV3 versus IIV3

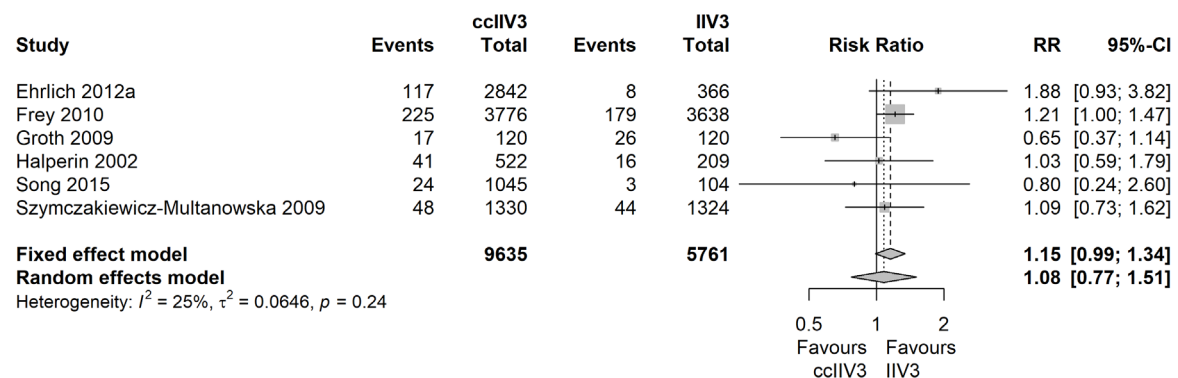


Figure 3.52 Relative risk of induration, ccIIV3 versus IIV3

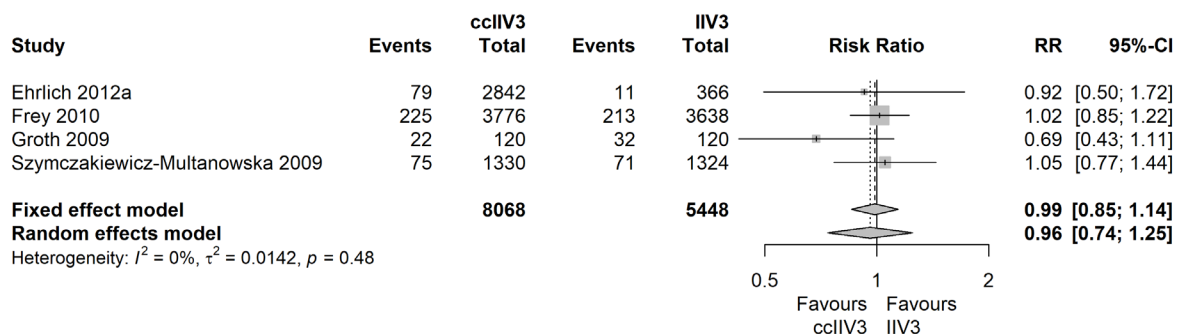
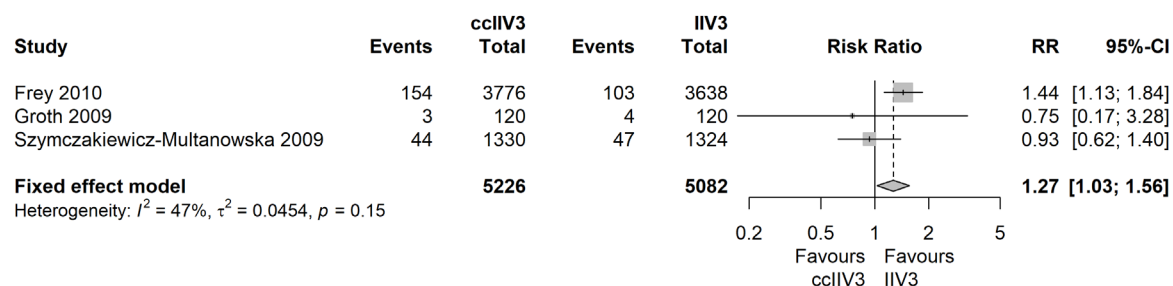


Figure 3.53 Relative risk of ecchymosis, ccIIV3 versus IIV3



3.4.4.3 Systemic reactions

Six studies possessed sufficiently comparable data to enable quantitative synthesis regarding systemic reactions for cell-based influenza vaccines [60, 65, 72, 75, 122, 125]. All of these studies compared ccIIV3 with IIV3 for outcomes including combined systemic reactions, arthralgia, myalgia, malaise, fever, headache, chills, fatigue vomiting and diarrhoea. The pooled estimates for these outcomes are presented in Figures 3.54 to Figure 3.63. As shown, no significant differences were shown between the two vaccines for any outcome (low-moderate certainty evidence, see Appendix 9.3). As shown in Appendix 8.3, similar results were displayed for older adults within subgroup analyses.

With regards to studies that were too heterogeneous to be included in pooled analyses, a similar trend was noted. Two studies comparing ccIIV4 with ccIIV3 note similar rates of systemic reactions in both groups [32, 44], with similar results also shown in a study which compared ccIIV3 with IIV3 [126]. Two studies compared ccIIV3 with placebo, with one [65] noting comparable rates between groups and the other reporting significantly more systemic reactions in those receiving ccIIV3, albeit the majority of which were mild-moderate. An uncontrolled study by Vinnemeier et al. [136] noted similar rates of systemic reactions in those aged 18-61 years compared with those aged over 61 years.

Figure 3.54 Relative risk of combined systemic adverse events, ccIIV3 versus IIV3

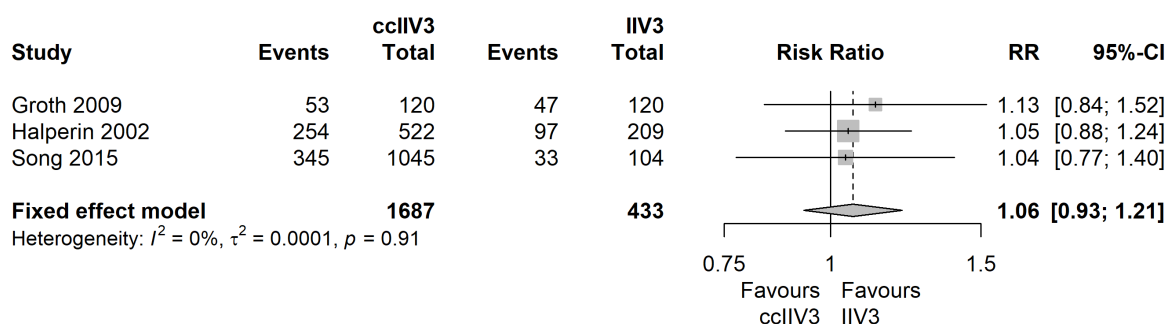


Figure 3.55 Relative risk of chills, ccIIV3 versus IIV3

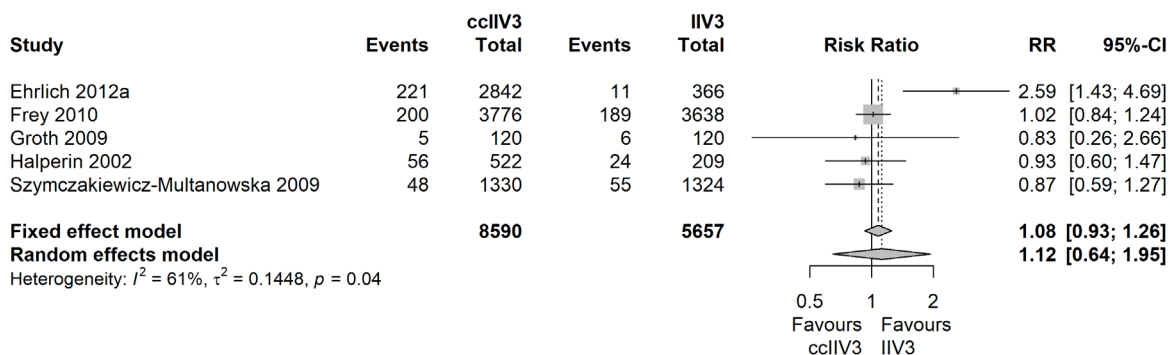


Figure 3.56 Relative risk of arthralgia, ccIIV3 versus IIV3

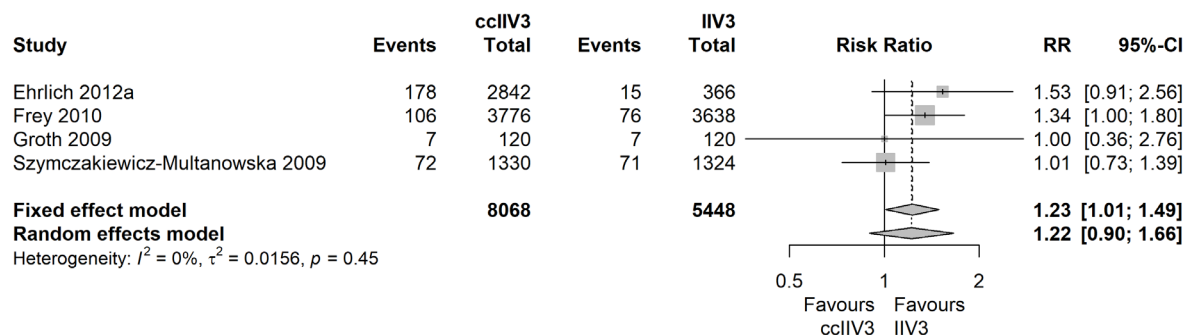


Figure 3.57 Relative risk of myalgia, ccIIV3 versus IIV3

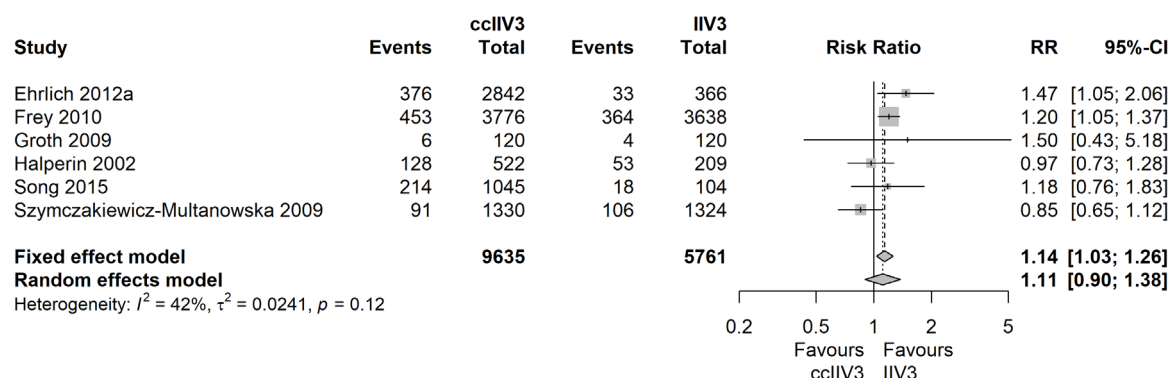


Figure 3.58 Relative risk of malaise, ccIIV3 versus IIV3

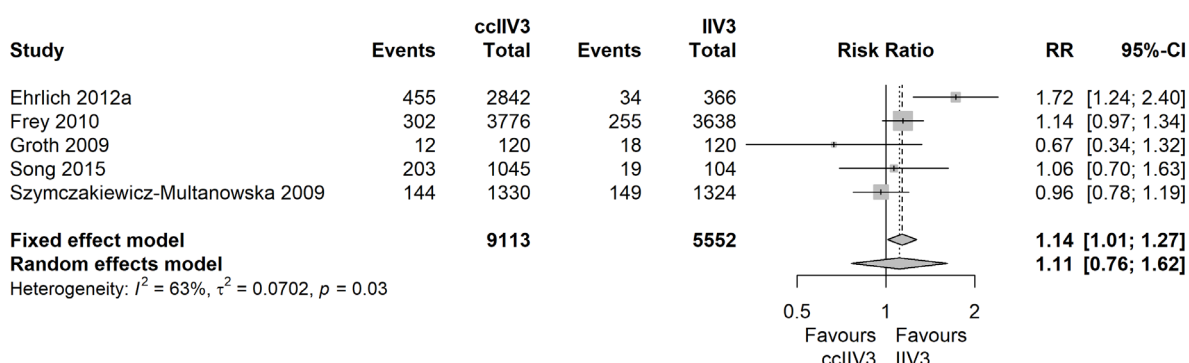


Figure 3.59 Relative risk of headache, ccIIV3 versus IIV3

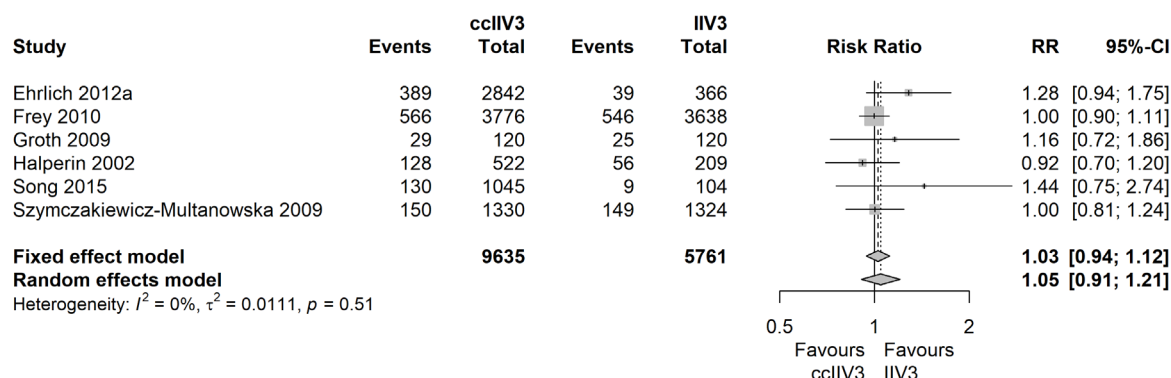


Figure 3.60 Relative risk of fatigue, ccIIV3 versus IIV3

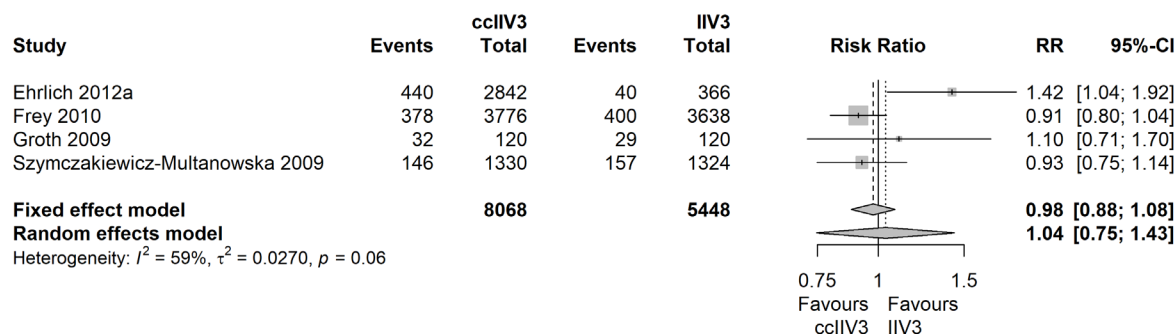


Figure 3.61 Relative risk of fever, ccIIV3 versus IIV3

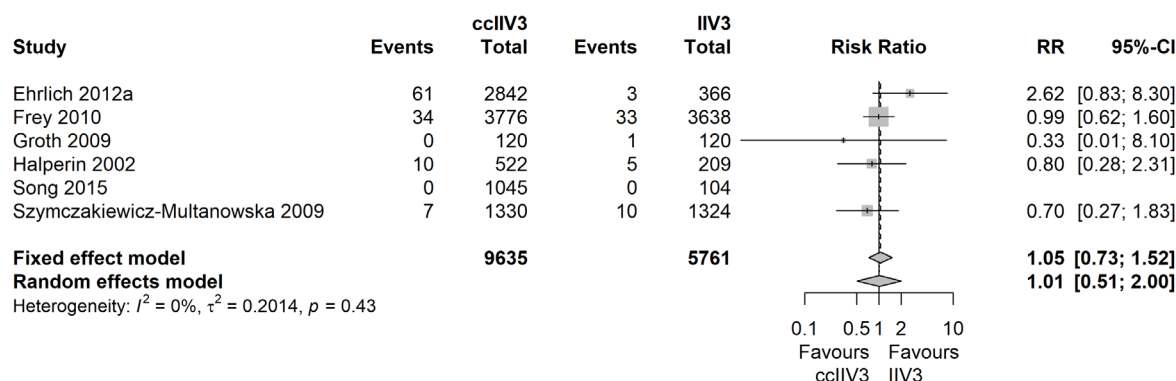


Figure 3.62 Relative risk of vomiting, ccIIV3 versus IIV3





Figure 3.63 Relative risk of diarrhoea, ccIIV3 versus IIV3



3.4.5 Risk of bias - cell-based influenza vaccines

The risk of bias for efficacy and safety RCTs investigating cell-based influenza vaccines is summarised in Figures 3.64 and 3.65. Both efficacy RCTs were deemed to be at an unclear risk of bias, due to lack of clarity in one or more key domains. Of the 10 RCTs assessing a safety outcome of cell-based influenza vaccines, nine (90%) were deemed to be at an unclear risk of bias and one (10%) at a high risk of bias. Of note, the influence of industry funding as captured under the domain of other bias resulted in the majority of studies being deemed to be at an unclear risk of bias overall.

The risk of bias of NRSIs providing data on the effectiveness of cell-based influenza vaccines is summarised in Table 3.7. Of three test-negative design case-control studies which investigated the prevention of influenza, one each were assessed to be at a low risk, moderate risk and serious risk of bias. One study investigating additional outcomes was deemed to be at a low risk of bias.

Figure 3.64 Risk of bias summary: review authors’ judgment of each risk of bias item, presented as percentages across all included studies

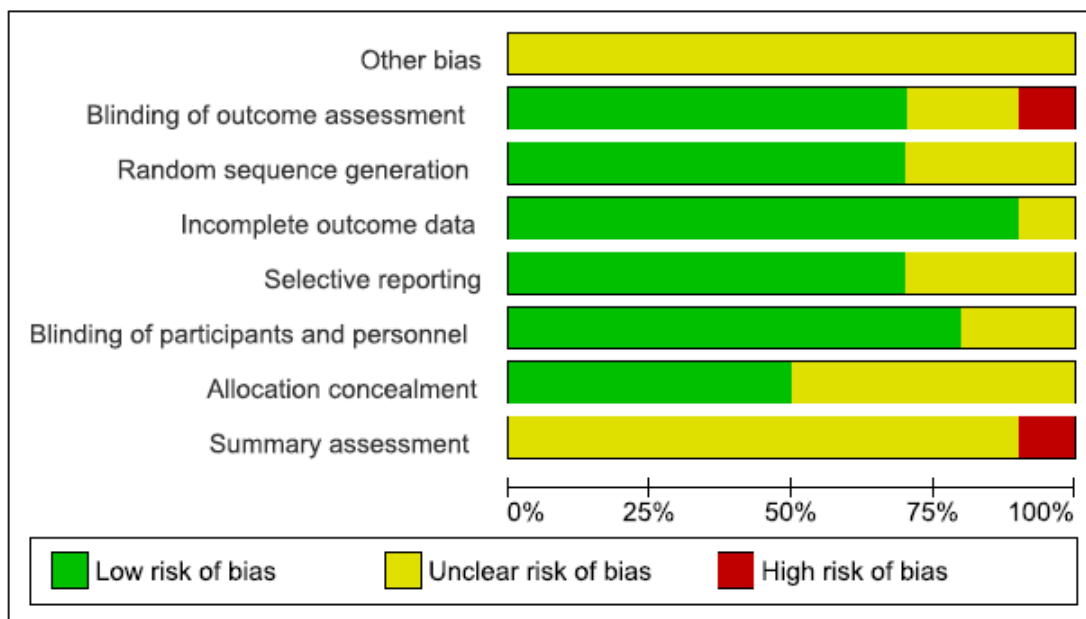


Figure 3.65 Risk of bias summary: review authors' judgments about each risk of bias item for each included study

	Other bias	Blinding of outcome assessment	Random sequence generation	Incomplete outcome data	Selective reporting	Blinding of participants and personnel	Allocation concealment	Summary assessment
ES(c) Barrett 2011	?	+	+	+	+	+	+	?
ES(c) Frey 2010	?	+	?	+	+	?	?	?
S(c) Bart 2016	?	?	+	+	+	+	?	?
S(c) Choi 2017	?	+	+	+	+	+	+	?
S(c) Ehrlich 2012a	?	+	+	+	+	+	+	?
S(c) Groth 2009	?	?	?	+	?	+	?	?
S(c) Halperin 2002	?	+	+	+	?	+	+	?
S(c) Song 2015	?	+	+	+	+	+	+	?
S(c) Szymczakiewicz-Multanowska 2009	?	+	+	+	+	+	?	?
S(c) Szymczakiewicz Multanowska 2012	?	-	?	?	?	?	?	-

Table 3.7 ROBINS-I assessment of risk of bias of non-randomised studies of intervention

Author Year	Confounding	Selection	Classification	Deviation from intervention	Missing data	Outcome measurement	Reported results	Overall bias
Effectiveness (primary outcome)- Test-negative design case-control studies								
Bruxvoort 2019 [40]	No information	Low	No information	Low	No information	Low	Low	Moderate
Castilla 2016 [42]	Low	Low	Low	Low	Low	Low	Low	Low
DeMarcus 2019 [51]	Serious	Moderate	Low	Low	No information	Low	Low	Serious
Effectiveness (additional outcomes)- Case control and cohort studies								
Izurieta 2019 [78]	Low	Low	Low	Low	Low	Low	Low	Low

3.5 Recombinant HA influenza vaccines

Ten studies within this review presented results concerning recombinant HA influenza vaccines [33, 48, 57, 58, 77, 84, 116, 127-129]. Of these studies, two related to efficacy/safety [57, 127] and 10 related to safety only [33, 48, 57, 58, 77, 84, 116, 127-129]. The characteristics of studies relating to the efficacy of recombinant HA influenza vaccines are provided in Appendix 5.4. The vaccine and circulating strains' characteristics associated with these studies are provided in Appendix 6.4. The characteristics of studies relating to the safety of recombinant HA influenza vaccines are provided in Appendix 7.4.

3.5.1 Efficacy - recombinant HA influenza vaccines

Two studies met the eligibility criteria for this systematic review which investigated the efficacy of recombinant HA influenza vaccines [57, 127].

The first study conducted by Dunkle et al., [57] compared a RIV4 with an IIV4 in adults aged ≥ 50 years during the 2014-2015 influenza season for laboratory-confirmed and culture-confirmed influenza. The authors noted the RIV4 had higher efficacy for laboratory-confirmed protocol-defined influenza-like illness with a relative vaccine efficacy of 30% (95% CI 10% to 47%, moderate-certainty evidence). In a subgroup analysis by influenza type, RIV had higher efficacy for influenza A with a relative vaccine efficacy of 36% (95% CI 14% to 53%, moderate-certainty evidence), but not for influenza B (VE= 4%, 95% CI -72% to 46%, moderate-certainty evidence). Additional subgroup analysis by age presents a significant effect for those aged 50-64 years with a relative vaccine efficacy of 42% (95% CI 15% to 61%), but not in those aged over 64 years (VE= 17%, 95% CI -20% to 43%). Similar results were presented for culture-confirmed influenza like illness.

Consistent findings are presented in a second study conducted by Treanor et al. [127] comparing a RIV3 with saline in adults aged 18-55 years during the 2007-2008 influenza season. The authors present a significant vaccine efficacy for influenza positive CDC-defined influenza-like illness of 44.6% (95% CI 18.8% to 62.6%) for any influenza and 54.4% (95% CI 26.1% to 72.5%) for influenza A, but not for influenza B (VE=23.1%, 95% CI -49.0% to 60.9%). Similar findings are presented for influenza positive illness.

3.5.2 Effectiveness - recombinant HA influenza vaccines

No studies met the eligibility criteria of this systematic review which investigated the effectiveness of recombinant HA influenza vaccines.

3.5.3 Safety - recombinant HA influenza vaccines

Ten studies included in this systematic review concerned the safety of recombinant HA influenza vaccines, all of which were RCTs [33, 48, 57, 58, 77, 84, 116, 127-129].

3.5.3.1 Serious adverse events

Two trials assessing the safety of recombinant HA influenza vaccines documented SAEs possibly related to vaccination. Baxter et al. [33] reported an incident of vasovagal syncope of moderate severity in a RIV3 recipient, possibly associated with the injection procedure rather than the vaccine composition. Treanor et al. [127] reported a possible association between a case of pericardial effusion and vaccination with a RIV3.

3.5.3.2 Local reactions

Seven studies within this systematic review possessed sufficiently comparable data to enable quantitative synthesis with regards to local reactions to recombinant HA influenza vaccines [33, 48, 57, 58, 77, 84, 128]. All studies compared a recombinant HA influenza vaccine with IIV3 or IIV4 for the following outcomes: combined local reactions, pain, erythema, swelling and tenderness. The pooled estimates for these analyses are presented in Figures 3.66 to Figure 3.70. As shown, for combined local reactions recombinant HA was shown to have significantly fewer local reactions compared with standard influenza vaccines (RR=0.94, 95% CI 0.90 to 0.98, three RCTs, FEM, $I^2=0\%$, low-certainty evidence). There was no significant difference between vaccines for the remaining outcomes (low-moderate certainty evidence, see main summary of findings table and Appendix 9.4).

In terms of studies that could not be quantitatively pooled, two studies compared a recombinant HA influenza vaccine with placebo, with both studies noting significantly more injection site pain in the recombinant HA vaccine recipients [127, 129].

Figure 3.66 Relative risk of combined local adverse events, recombinant HA versus IIV

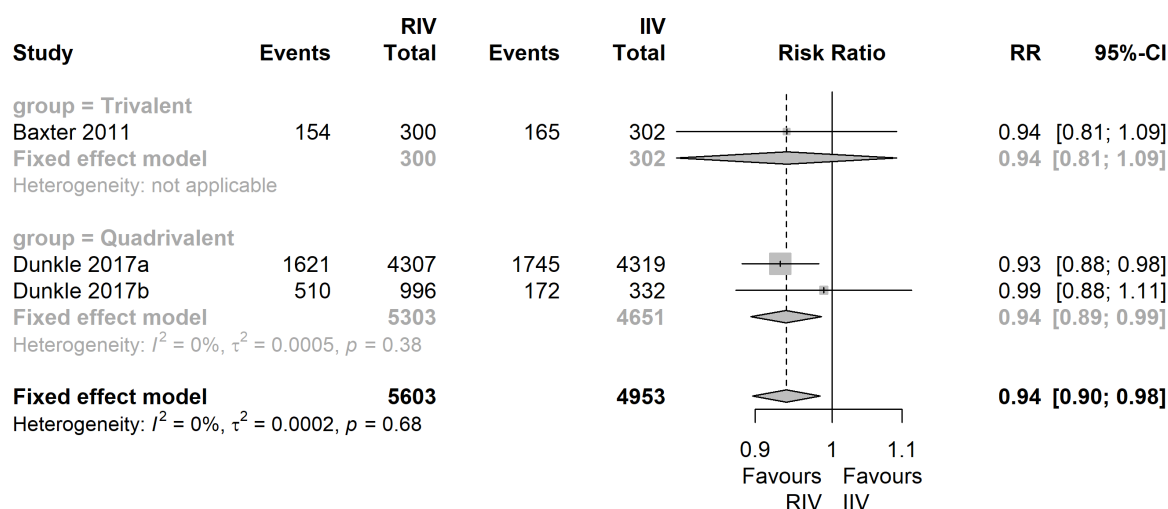


Figure 3.67 Relative risk of pain, recombinant HA versus IIV

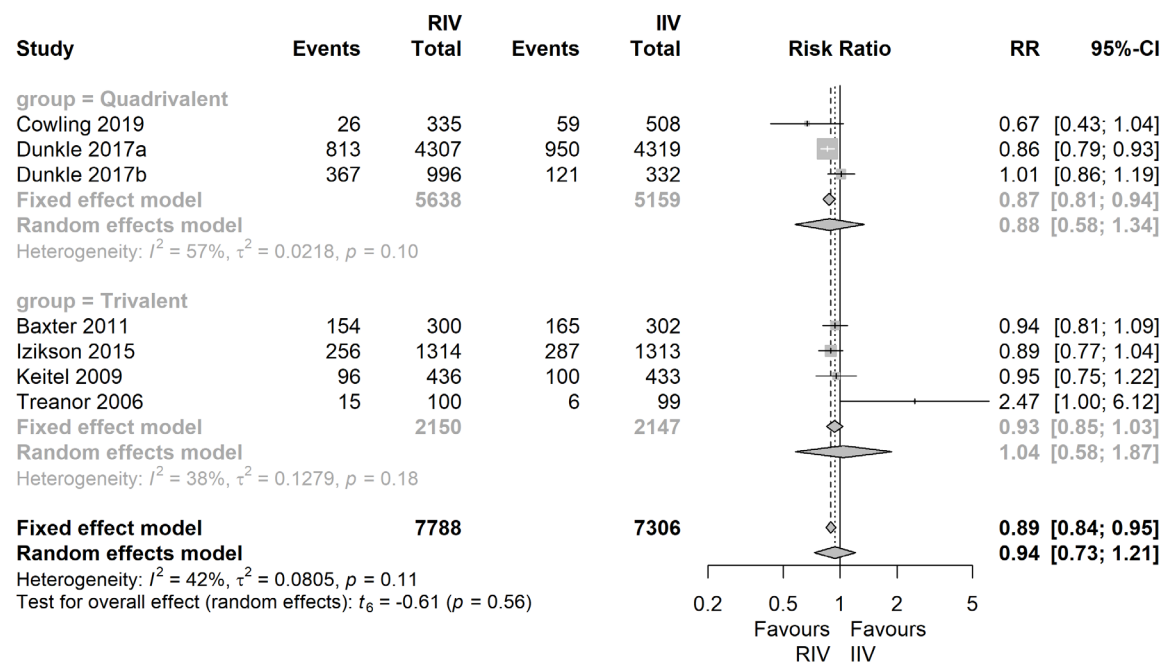


Figure 3.68 Relative risk of redness and erythema, recombinant HA versus IIV

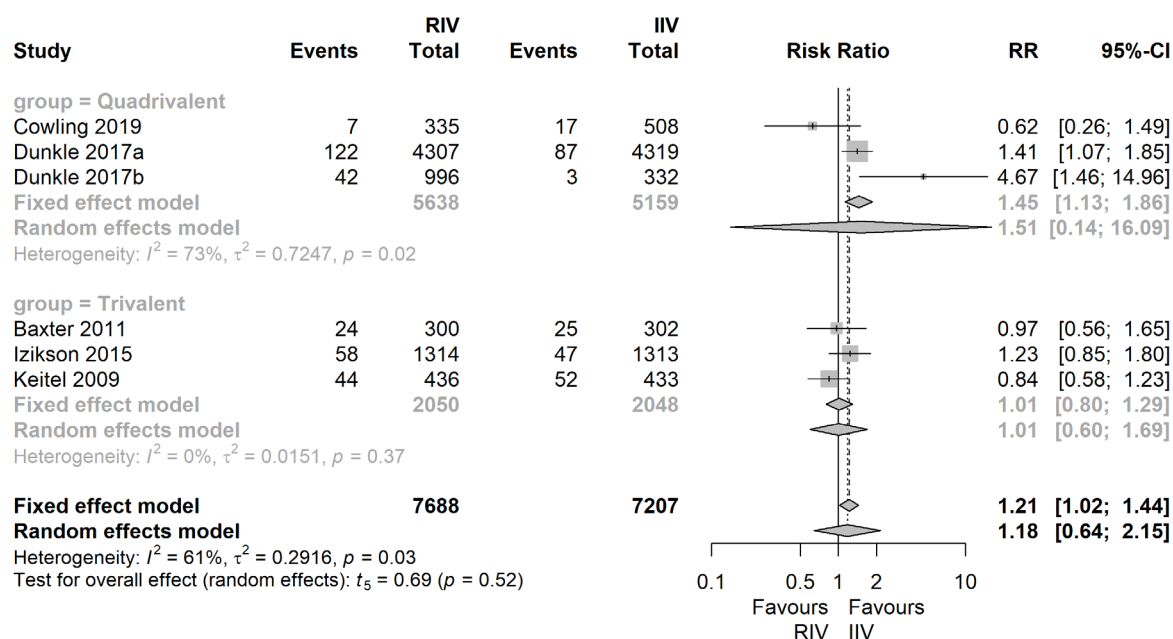


Figure 3.69 Relative risk of swelling, recombinant HA versus IIV

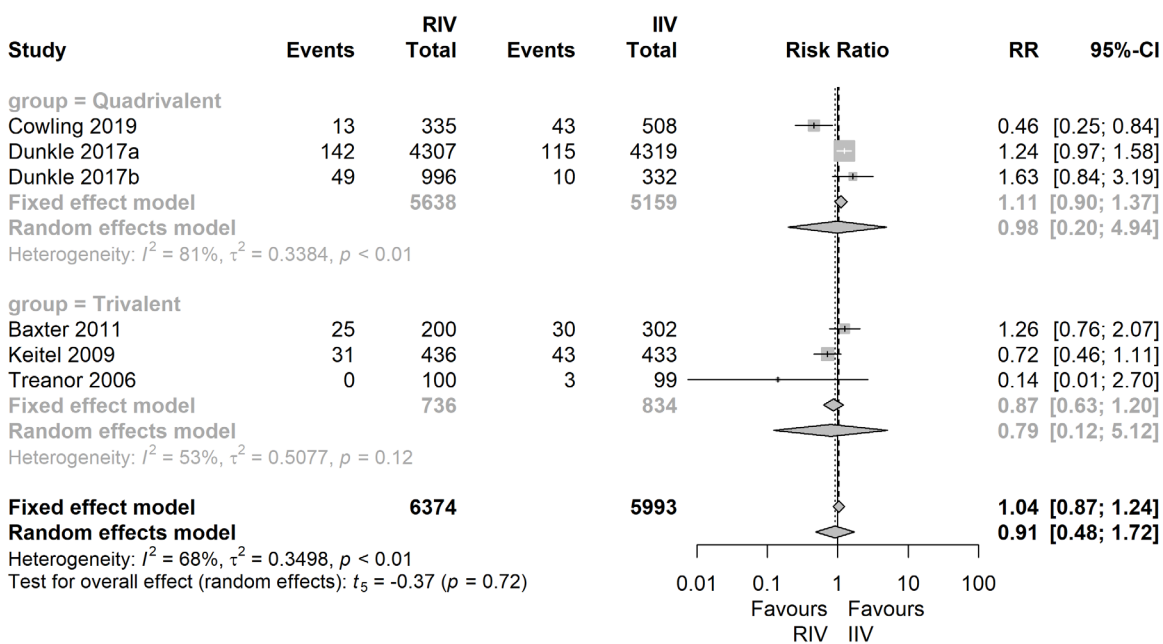
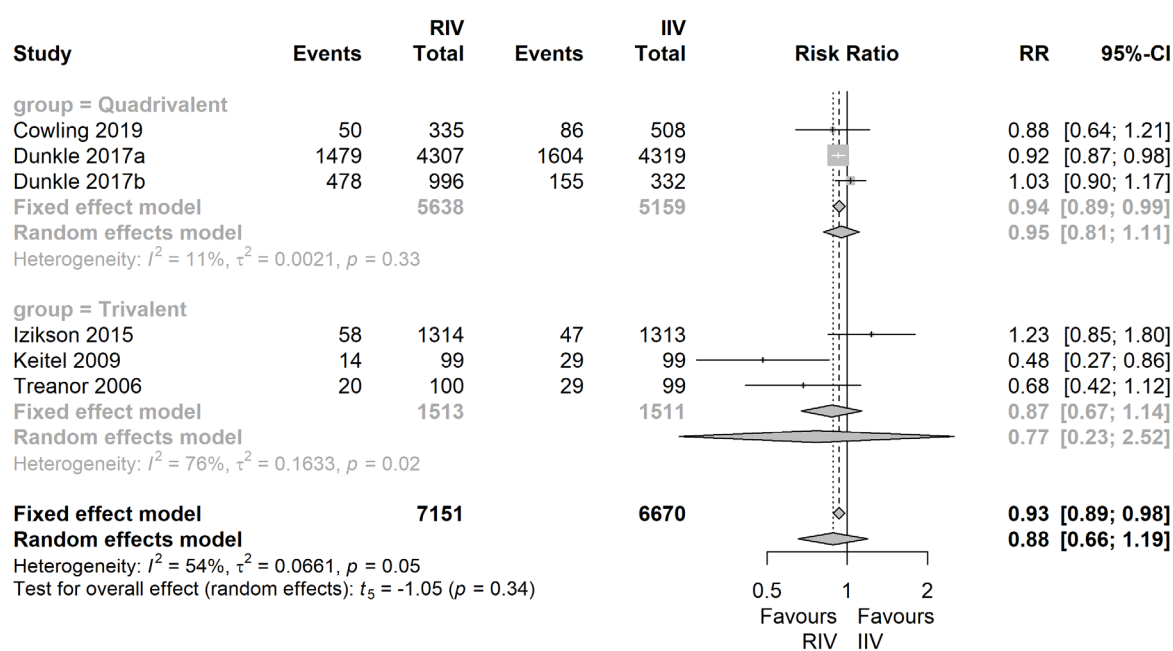


Figure 3.70 Relative risk of tenderness, recombinant HA versus IIV



3.5.3.3 Systemic reactions

Seven studies possessed sufficiently comparable data to enable quantitative synthesis with regards to systemic reactions to recombinant HA influenza vaccines [33, 48, 57, 58, 77, 84, 128]. All studies compared a recombinant HA influenza vaccine with IIV3 or IIV4 for the following outcomes: chills, fatigue, headache, myalgia and nausea. The pooled estimates for these outcomes are presented in Figures 3.71 to Figure 3.75. As shown, recombinant HA vaccines were associated with a significantly higher risk of chills compared with IIV (RR=1.33, 95% CI 1.03 to 1.72, three RCTs, FEM, $I^2=14\%$, low-certainty evidence (Appendix 9.4)), with no significant difference noted for any other outcome (low-moderate certainty evidence, see Appendix 7.4).

Two studies could not be included in the pooled analyses due to clinical heterogeneity, with both comparing recombinant HA vaccines with placebo and no differences noted between the groups in terms of systemic reactions [127, 128].

Figure 3.71 Relative risk of chills, recombinant HA versus IIV

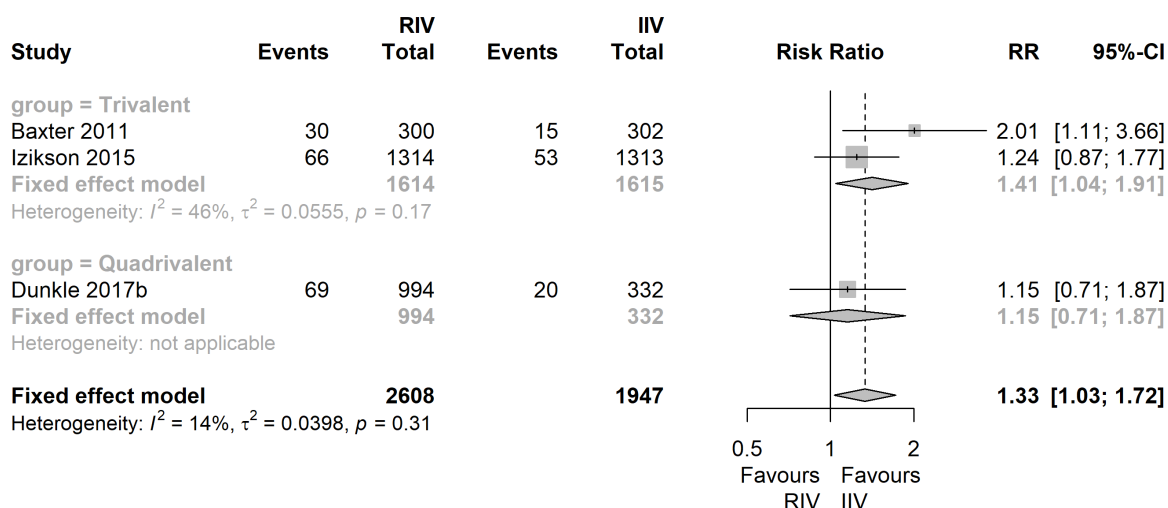


Figure 3.72 Relative risk of fatigue, recombinant HA versus IIV

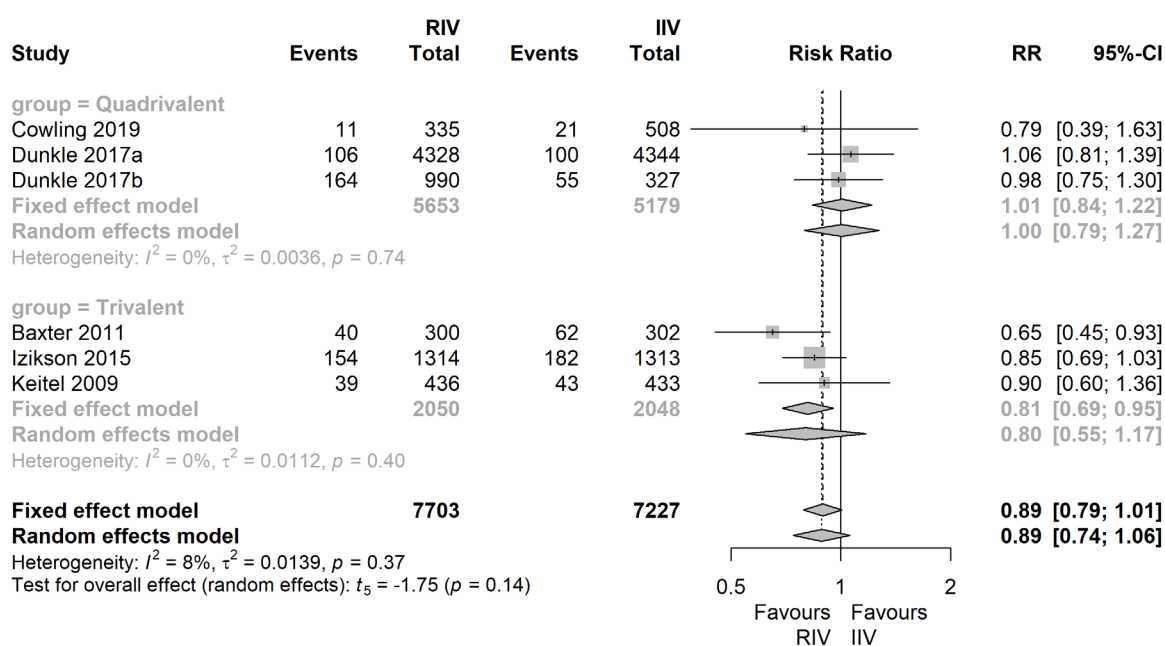


Figure 3.73 Relative risk of headache, recombinant HA versus IIV

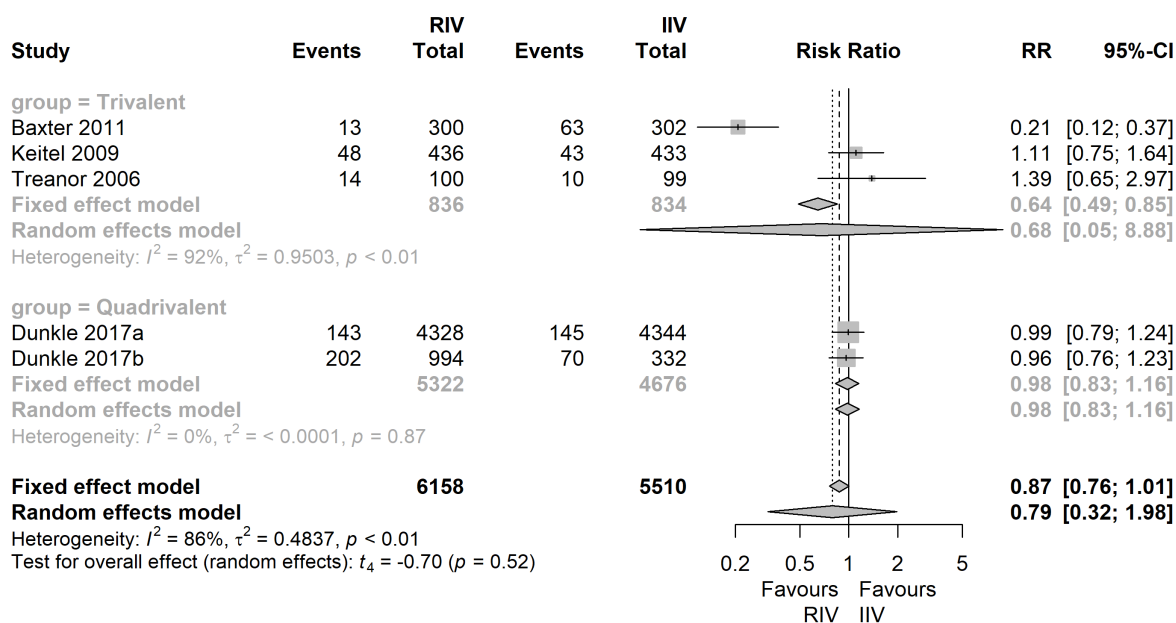


Figure 3.74 Relative risk of myalgia, recombinant HA versus IIV

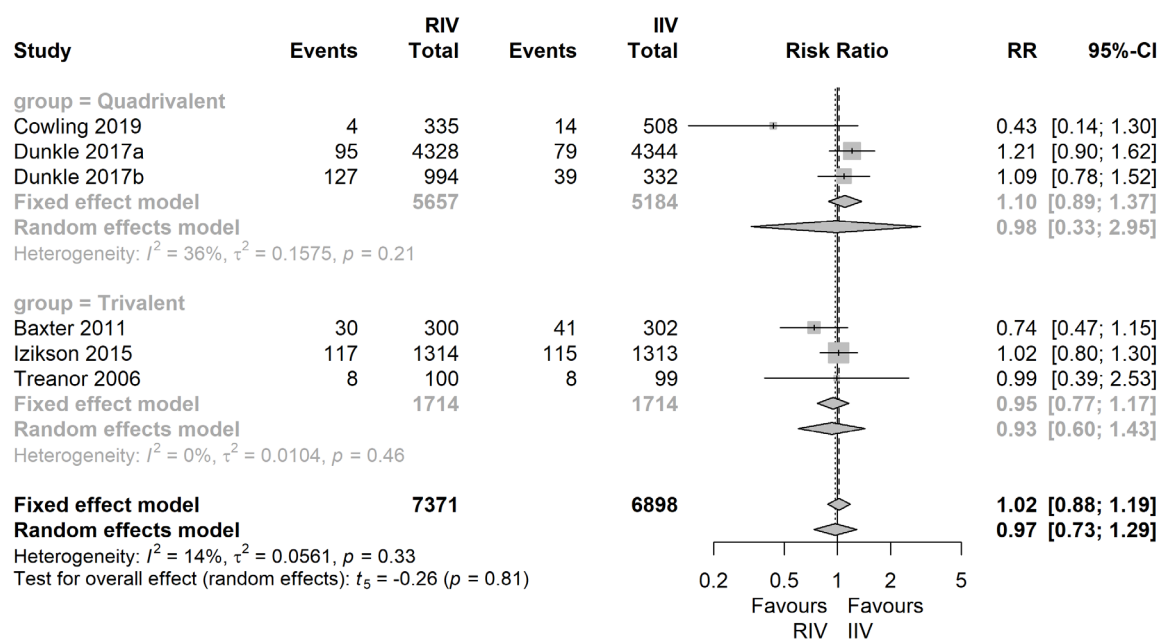
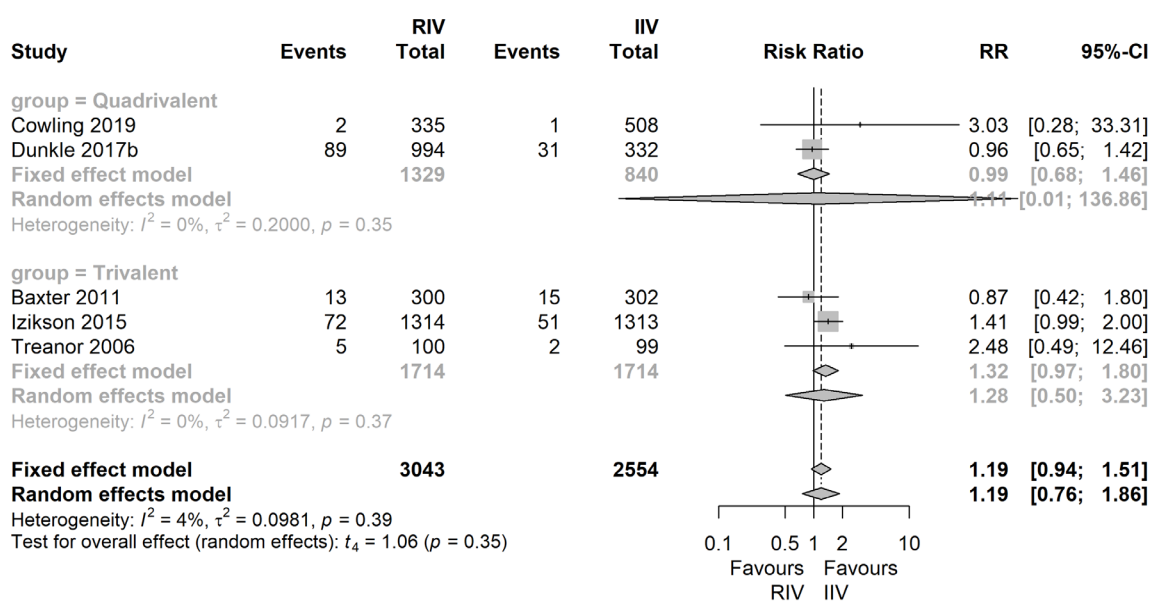


Figure 3.75 Relative risk of nausea, recombinant HA versus IIV



3.5.3.4 Safety of recombinant HA influenza vaccines in at-risk populations

One study assessed the safety of recombinant HA influenza vaccines in an at-risk population [116]. Twenty-seven patients with non-Hodgkin B cell lymphoma were randomised to receive IIV3 or a recombinant HA vaccine. Six patients reported redness, tenderness, malaise, or myalgia after vaccination with the recombinant HA vaccine with two patients reporting moderate malaise and myalgia. Due to the small sample size, it is not possible to comment on the clinical or statistical significance of these results.

3.5.4 Risk of bias - recombinant HA influenza vaccines

The risk of bias for efficacy and safety RCTs investigating recombinant HA influenza vaccines is summarised in Figure 3.76 and 3.77. The two efficacy RCTs were deemed to be at an unclear risk of bias due to lack of clarity in one key domain. Of the 10 RCTs assessing a safety outcome of recombinant HA influenza vaccines, all studies were deemed to be at an unclear risk of bias due to lack of clarity in one or more key domains. Of note, the influence of industry funding as captured under the domain of other bias resulted in the majority of studies being deemed to be at an unclear risk of bias overall.

Figure 3.76 Risk of bias summary: review authors’ judgment of each risk of bias item, presented as percentages across all included studies

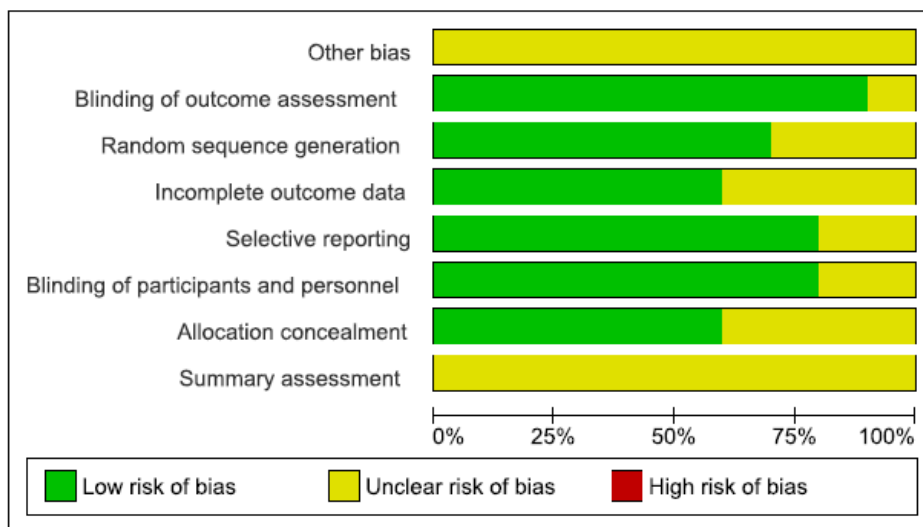


Figure 3.77 Risk of bias summary: review authors' judgments about each risk of bias item for each included study

	Other bias	Blinding of outcome assessment	Random sequence generation	Incomplete outcome data	Selective reporting	Blinding of participants and personnel	Allocation concealment	Summary assessment
ES(r) Dunkle 2017a	?	+	+	?	+	+	+	?
ES(r) Treanor 2011	?	?	+	?	+	?	?	?
S(a)(h)(r) Cowling 2019	?	+	+	?	?	+	+	?
S(r) Baxter 2011	?	+	?	+	+	?	?	?
S(r) Dunkle 2017b	?	+	+	?	+	+	+	?
S(r) Izikson 2015	?	+	+	+	+	+	+	?
S(r) Keitel 2009	?	+	?	+	+	+	?	?
S(r) Safdar 2006	?	+	+	+	+	+	+	?
S(r) Treanor 2006	?	+	?	+	?	+	?	?
S(r) Treanor 2007	?	+	+	+	+	+	+	?

3.6 Duration of within-season protection of vaccines

The studies included within this systematic review did not provide sufficient data to estimate the duration of within-season protection for any of the vaccines of interest. The issues precluding this analysis will be highlighted in the discussion section.

4. Discussion

This systematic review aimed to synthesise the existing evidence base for the efficacy, effectiveness and safety of a subset of influenza vaccines, which were deemed to be newer and enhanced in comparison with traditional influenza vaccines, namely: MF59[®] adjuvanted, cell-based, high-dose and recombinant HA. This review included 110 studies, of which five related to efficacy and safety, 35 investigated effectiveness and 67 concerned safety only, with three studies contributing additional results to already included datasets. The distribution of studies across vaccine type was 48 for adjuvanted influenza vaccines, 19 for cell-based influenza vaccines, 36 for high-dose influenza vaccines, and 10 for recombinant HA influenza vaccines. The results of this review will be discussed for each vaccine of interest with consideration towards the hierarchy of evidence available, followed by a collective narrative regarding challenges encountered during this review process and potential directives for research and reporting to mitigate such challenges in the future.

4.1 MF59[®] adjuvanted influenza vaccines

No relevant published study was identified which investigated the efficacy of MF59[®] adjuvanted influenza vaccines. While efficacy data may be reported for completed studies [141], unless peer-reviewed, they were not considered eligible for inclusion.

Twenty-two effectiveness studies, including 11 test-negative design case-control studies, presented results which were relevant to the primary outcome of laboratory-confirmed influenza. Compared with no vaccination, MF59[®] adjuvanted vaccines were found to be effective in preventing influenza in older adults (low-certainty evidence). The treatment effect in relation to influenza A(H3N2) was not statistically significant (very low-certainty evidence), although considerable heterogeneity existed across studies with regard to matching with the circulating strain. These findings appear largely in keeping with previous reviews of influenza vaccine effectiveness [142, 143]. The heterogeneity displayed when considering influenza A(H3N2) data specifically is not unexpected, given the known antigenic drift associated with this subtype in particular [1]. It appears to support previous directives regarding the cornerstone of influenza effectiveness being first and foremost the accuracy of prediction of circulating strains and the degree of within-season drift [144, 145]. Although adjuvanted influenza vaccines enhance immunogenicity, their vulnerability to mismatch may be similar to traditional influenza vaccines [11]. Limited evidence was presented with regards to the effectiveness of MF59[®] adjuvanted influenza vaccines compared with their non-adjuvanted equivalents. There were only seven studies reporting relevant data, which included both crude and adjusted outcomes and could not be synthesised. A subjective interpretation of these limited data suggests MF59[®] adjuvanted influenza vaccines do not appear to offer a benefit over non-adjuvanted influenza vaccines, with no statistical difference noted in any trial for all influenza strains, or by subtype, irrespective of the season.

The remaining matched case-control and cohort studies reported outcomes which were not laboratory-confirmed and were categorised as additional outcomes. A similar pattern to the above was seen with regards to influenza-related hospitalisations, whereby MF59[®] adjuvanted vaccines appeared superior to no vaccination, but limited data suggested no difference in effect compared with non-adjuvanted vaccines. MF59[®] adjuvanted vaccines were more effective than no vaccination in reducing the risk of influenza- or pneumonia-related hospitalisations, with data from two studies suggesting they may also be more effective than non-adjuvanted vaccines in this regard. Data for the remaining outcomes were limited to single studies only, with effect shown in favour of MF59[®] adjuvanted vaccines for influenza-related hospital encounters compared with non-adjuvanted vaccines, and influenza-like illness compared with no vaccination and non-adjuvanted vaccines. Given the nature of the studies investigating the additional outcomes outlined within this review and the inherent risk of bias, significant caution is needed when interpreting these results.

A reasonably large evidence base was presented in terms of the safety of MF59[®] adjuvanted influenza vaccines compared with their non-adjuvanted equivalents, with data from 27 studies. In general, the included studies demonstrated that MF59[®] adjuvanted influenza vaccines were associated with a higher frequency of solicited local and systemic reactions (low-moderate certainty evidence). This finding is not surprising given the potency of inflammatory action associated with the use of adjuvants in vaccines; Hervé et al. [146] discuss the reactogenicity and physical manifestations associated with adjuvants and highlight the inevitability of more solicited reactions. However, these adverse effects are noted to be largely mild to moderate, and transient in their presentation [146, 147].

Overall, there is an absence of high-quality evidence regarding the efficacy of MF59[®] adjuvanted influenza vaccines. While data show that they are generally more effective than no vaccination in reducing the risk of laboratory-confirmed influenza and additional proxy outcomes, their effectiveness compared with traditional vaccine comparators is uncertain and based on limited data. MF59[®] adjuvanted influenza vaccines are associated with more local and systemic reactions when compared with traditional influenza vaccines, which is consistent with the known effects of other adjuvanted vaccine formulations.

4.2 High-dose influenza vaccines

One efficacy study was included within this review which investigated a high-dose influenza vaccine compared with a standard-dose equivalent in older adults, for the primary outcome of laboratory-confirmed influenza. The results highlighted better protection against laboratory-confirmed influenza with the use of the high-dose vaccine (moderate-certainty evidence).

One study was identified that compared the effectiveness of a high-dose influenza vaccine with no vaccination for the primary outcome of laboratory-confirmed influenza in older adults. While the high-dose vaccine was associated with a significant reduction in laboratory-confirmed influenza B, no significant effect was seen for influenza A(H3N2), with a likely mismatch of the latter to circulating strains. The collective data for efficacy and effectiveness, albeit limited, appear to suggest that high-dose influenza vaccines provide greater protection than standard dose or no vaccination. However, the results highlight that irrespective of the vaccine type, the requirement for accurate matching is an important foundation [144, 145].

In terms of additional outcomes of interest to this review, the included studies highlight a larger effect with high-dose influenza vaccines compared with standard-dose equivalents for influenza-related hospitalisation, influenza- or pneumonia- related hospitalisation, influenza-related hospital encounters, influenza-related office visits and respiratory-related hospital admissions. Given the nature of the majority of the studies included, significant caution should be used when interpreting these results. Additionally, it is unclear how accurate these outcomes are as proxy measures given the lack of laboratory or culture-confirmed methodologies.

A reasonable evidence base was presented for the safety of high-dose influenza vaccines compared with their standard-dose counterparts. The findings of this review highlight that high-dose vaccines are likely associated with a higher frequency of local and systemic reactions (very low-moderate certainty evidence). The increase in reactions with high-dose influenza vaccines is likely attributed to the composition of these vaccines, which contain a fourfold increase in the antigens included compared to standard. Notably these symptoms are typically reported as mild and transient in nature [148].

Overall, high-dose influenza vaccines may provide better protection against laboratory- confirmed influenza and proxy outcome measures. However, the evidence base is limited and largely restricted to cohort studies so caution should be taken when interpreting these results. The safety profile of high-dose vaccines highlights that they elicit more reactions overall compared with standard-dose equivalents, which is not unsurprising given dosage differences.

4.3 Cell-based influenza vaccines

Two efficacy studies were included in this review and were in agreement with regards to cell-based vaccines being effective in the prevention of laboratory- confirmed influenza when compared with placebo in adults (moderate-certainty evidence). While it may be possible to calculate efficacy compared with traditional influenza vaccine (IIV3) based on an indirect comparison [65], only direct comparisons were considered in this review. Indirect comparisons are, in this context, typically underpowered to detect differences in effect.

Evidence for effectiveness was limited to three studies reporting data for laboratory-confirmed influenza: two in adult populations and one specifically in older adults (aged ≥ 65 years). Overall, results were conflicting when compared with no vaccination, with probable mismatching to circulating strains evident. One study compared cell-based vaccines with traditional influenza vaccines with no evidence of a difference in effect shown. One study reported data for additional outcomes, with a small but significant increase in effectiveness observed for cell-based vaccines compared with traditional influenza vaccines for influenza-related hospitalisation, influenza-related hospital encounters and influenza-related office visits.

Taken collectively, the efficacy and effectiveness findings in favour of cell-based influenza vaccinations compared with no vaccination is consistent with previous reviews [142, 143], albeit the condition of strain matching remains a constant [142, 144]. While it is proposed that cell-based vaccines may be more effective than traditional egg-based vaccines due to reduced antigenic mutation during vaccine production [10], there were insufficient data to examine this effect.

In general, compared with traditional influenza vaccines, no significant difference in the risk of systemic reactions was noted; however, there was evidence of a limited increased frequency of local reactions including ecchymosis and possibly pain (low-moderate certainty evidence). This is consistent with expectations given similarities in the profile of cell-based and traditional influenza vaccines [5].

Overall, the findings of this review suggest that cell-based influenza vaccines are likely to be effective compared with no vaccination when the constant caveats of influenza vaccine strain matching are applied. There are limited data to assess the effectiveness of these vaccines compared with their egg-based counterparts. The safety profile of cell-derived influenza vaccines appears largely similar to traditional influenza vaccines.

4.4 Recombinant HA influenza vaccines

Data related to efficacy or effectiveness for recombinant HA influenza vaccines were limited to two efficacy RCTs within this review. Recombinant HA was found to provide a greater protective effect against overall influenza compared with no vaccination and with traditional influenza vaccination (moderate-certainty evidence). In the latter case, it is speculated that this effect may be attributable to either the restriction of mutations seen with egg-based vaccines or the higher dose of antigen seen in this type of influenza vaccine [10, 149]. Collectively, the results of these studies appear to suggest that recombinant HA vaccines may offer better protection than no vaccination or standard influenza vaccines with some possible cross protection to drift variants.

The safety of recombinant HA influenza vaccines was assessed by 10 studies included within this review. Collectively, the findings of this review suggest that the safety profile of recombinant HA influenza vaccines is largely similar to that of traditional influenza vaccines in terms of local and systemic effects (low-moderate certainty evidence).

4.5 Challenges encountered during review process

In conducting this systematic review, numerous challenges were encountered at all stages of the process which were more impactful than anticipated. An overview of these challenges is provided to assist future updates of the review or for the conduct of similar systematic reviews.

Search and selection of studies

This review included four different influenza vaccines. The comparators were defined as one or more of: any seasonal influenza vaccine, placebo, no vaccination, or other type of vaccine. This constituted a wide range of allowed study types, and numerous potential outcomes of interest. To appropriately answer the review questions set out, the search needed to be broad to ensure it would capture all potentially relevant studies. However, this sensitivity resulted in a notable decrease in specificity, as demonstrated in the collective search strategy returning 19 822 citations, of which 110 were included in the review. The issue of balancing sensitivity with specificity, with regards to influenza vaccine reviews appears to be a common challenge with a Cochrane review seemingly encountering similar issues, identifying 16 278 citations at the end of 2016, of which only 120 were included [142].

It may be possible to refine search terms further, although extensive testing of alternate filters and search terms was conducted prior to the definitive search with little impact on the number of citations returned. However, improving specificity may be at the expense of sensitivity. The limited evidence base presented by the studies included in this review was frequently extracted from within studies where the newer and enhanced influenza vaccines formed part of a large dataset rather than being the primary vaccine of interest. Therefore, their presence was not identifiable from titles or abstracts, resulting in a large number of full-text reviews. The challenges faced in determining the eligibility of studies even after full-text review suggests that an improved search specificity may be difficult to achieve. The fact that many of the effectiveness outcomes were supported by only a single study indicates that reducing search sensitivity may further prove to be a high risk strategy given the low quantity of available evidence. Future work could use the outputs of the search presented in this review to explore refinements and their impact on search sensitivity and specificity, and text mining could further be considered to identify potentially useful search terms.

Full-text review

The process of reviewing full-text articles is a core element of any systematic review. In the context of newer and enhanced seasonal influenza vaccines, the lack of consistent terminology or clear reporting created significant challenges in this review. Many studies did not clearly report the valency of included vaccines or the adjuvant used in the case of adjuvanted vaccines. Critical information was often distributed across different sections of a paper rather than being clearly reported in the methods and results sections. In particular, reference to the degree of matching of vaccine strains to circulating strains was often reported narratively and somewhat ambiguously in the discussion section of studies rather than the results section. This resulted in a substantial degree of subjectivity in the authors' interpretation of these factors when interpreting the results of included studies.

Data extraction

The method used to present key outcomes of interest to this review were reported in a heterogeneous nature across the included studies with key results being in tables, graphs, described narratively or a combination of these methods. This is not unusual, but given the use of both adjusted and unadjusted values for a range of age groups, outcomes and comparisons, it created challenges for accurate data extraction. Some studies did not report the raw two- by two- table data used to calculate the unadjusted vaccine effectiveness. Where multiple vaccine comparisons were reported, the associated effectiveness data were sometimes either not reported or presented opaquely, presenting a missed opportunity to sufficiently answer the question of relative effectiveness in comparison to traditional influenza vaccines and potentially provide valuable data to support policy decisions overall.

Analysis of results

A number of adjuvant vaccine studies did not report whether the vaccine was trivalent or quadrivalent in either the intervention or comparator arms. These studies could then not be combined with studies that clearly stated valency, limiting the pooled analyses of such studies overall.

Where multiple studies were available for a given combination of comparison, outcome and age group, there was the potential for pooling of outcomes. The lack of consistent age groups for reporting further hampered the ability to pool data. The failure to disaggregate outcomes by vaccine type in some studies also limited the number of comparisons that could be extracted. From a comparison of adjusted and unadjusted outcomes, it was clear that the process of adjustment often had an important impact on effect estimates. For this review, it was assumed that the adjusted value was the least biased estimate of effectiveness as it accounted for differences in demography and other potentially important patient-level characteristics. Although almost all studies reported adjusted estimates, a small minority did not. While the results of those studies were included, it was with the acknowledgement that the estimates were likely to be biased. Studies that included multiple vaccine types often only reported adjusted vaccine effectiveness for the main or a restricted number of comparisons, thereby limiting the useful data that could be extracted. The covariates considered for adjustment were generally reported clearly, with age and sex used consistently in addition to a range of other covariates. What was less clear was which covariates were actually used for adjustment, as studies often reported that only those with a p -value of less than 0.1 were retained for adjustment, without stating which those were.

Pooling studies across a mix of matched and mismatched seasons is likely to generate misleading results. The included studies may not give a fair representation of how often the vaccine matches the circulating strains in a given season. The pooled result will also reflect neither a matched or mismatched season, but some form of 'on average' that is also not a reflection of the 'on average' probability of matching.

Interpretation of results

While there were limited data for most comparisons, this was further reduced when considering only a particular influenza season. The extent of match or mismatch to circulating strains within a season was not consistently reported, and it was unclear what constituted a 'good match' in terms of full, partial or poor matching overall. However, whether the level of matching could be converted into a dichotomous measure may not be very relevant given the limited number of studies available for subgroup analysis. As already stated, pooling across a mix of matched and mismatched seasons must be interpreted with caution as it may not reflect the true likelihood of matching.

There were insufficient data to support a network meta-analysis. As the review was of newer and enhanced seasonal influenza vaccines, only studies that included one of the four identified vaccines were included. However, those studies included a wide range of comparators – often non-adjuvanted vaccine or no vaccination. Ideally, a network meta-analysis would include the findings of studies that compared adjuvanted vaccines with no vaccination, as this would be an important component in determining the consistency of evidence across the network. This is particularly important, given that there was evidence to suggest a benefit over no vaccination, but limited evidence to suggest a benefit over traditional influenza vaccines. As such, it is recommended that a network meta-analysis should not be limited to newer and enhanced seasonal influenza vaccines, but should be undertaken as part of a review of all relevant influenza vaccines which may produce more impactful results.

There are unique regulatory and manufacturing requirements that pertain to vaccines; lot variation and/or major changes to the manufacturing process have the potential to impact vaccine performance and safety. Decisions on the requirement for comparative clinical immunogenicity trials following changes to the product composition or manufacturer (including changes to process, site or scale) are made on a case-by-case basis by the regulatory authorities [150]. Such changes should routinely be considered when drawing conclusions around the generalisability of vaccine findings.

In the context of this review, efficacy data for the cell-based vaccines are based on a product originally marketed by Novartis as Optaflu® in Europe and Flucelvax® in the US, with production of both products initially limited to a facility in Germany. Production has since been moved exclusively to the US [151, 152]. For the included cell-based vaccines, no additional immunogenicity trials were required by regulators following a review of the manufacturing sites, so it is assumed that the findings of this review were not impacted by the production changes [153].

Considerations to improve the quality of reporting

On the basis of our experience of conducting this systematic review, a number of suggestions to improve reporting can be proposed which may facilitate future evidence synthesis when considering newer and enhanced influenza vaccines:

- Studies should clearly report the key features of the study in the title and abstract (for example, types of vaccines included, study design). In the absence of consistent use of key words and MeSH terms, this would greatly facilitate searching.
- There should be clearer reporting within papers in terms of how the patient population were selected, whether influenza was laboratory-confirmed, the type of adjuvant used, and the valency of the included vaccines.
- While acknowledging that age groupings reported in effectiveness studies may reflect country-specific vaccine policy recommendations, data should also be reported according to the age groupings for the licensed indications of the included vaccines.
- Results should be reported disaggregated by vaccine type, while acknowledging that there can be issues with small numbers, for all included vaccines to enable a greater number of comparisons between the vaccines of interest to this review and traditional influenza vaccines.
- The degree of matching between vaccine and circulating strains should be explicitly reported as part of the results section, preferably as a percentage rather than as a dichotomous outcome.
- Vaccine effectiveness should be presented as both an adjusted and unadjusted outcome with adjusted comparisons explicitly stating the variables included in the final model.

4.6 Strengths and limitations

The findings of this systematic review should be interpreted with consideration of its strengths and limitations overall. A robust approach to the review process was employed with the publication of a defined protocol and adherence to guidelines to standardise conduct and reporting. To the evaluation team's knowledge, this is the first review to collectively assess the evidence base of a range of newer and enhanced seasonal influenza vaccines specifically. Immunogenicity measures were outside the scope of this systematic review, however inclusion of such factors may provide more insight to the potential benefits of these newer and enhanced influenza vaccines in future reviews. This is an active area of research, and a large number of ongoing studies (see Appendix 4) and systematic reviews [154] were identified. At least one study relevant to this review has been published since the date of search [155]. These ongoing and completed studies highlight a need to update this systematic review in the near future.

The data coverage regarding the efficacy and effectiveness of these influenza vaccines was limited in this review. Although a large body of RCT evidence was presented for safety of the newer and enhanced influenza vaccines which is likely reflective of regulatory requirements, the body of evidence for efficacy and effectiveness was extremely limited. In particular, this review was limited in its ability to answer questions regarding the relative vaccine effectiveness of these newer and enhanced influenza vaccines in comparison to their traditional counterparts, and similarly a number of primary outcomes identified in the protocol stage. It is anticipated that the implementation of the recommendations outlined above will greatly enhance future evidence synthesis in this area. Additionally, this review was unable to answer the research question regarding within-season protection duration associated with the newer and enhanced influenza vaccines due to a lack of data overall. This outcome consists of a complex interaction between a large number of factors including, age, previous vaccination history, previous infection history, circulating strain clade and research design [156]. However, it is anticipated that with the increased use of these newer and enhanced influenza vaccines, a larger data coverage will emerge. This should facilitate answers regarding this outcome, in particular with comprehensive datasets such as those collected by the I-MOVE initiative in Europe [157]. This review did not consider stratification by level of care (primary and secondary). As per the agreed protocol, all levels of care were considered collectively. However, future updates may warrant inclusion of this factor to further facilitate decision-making.

A final important consideration is the potential risk of bias of industry funding and industry affiliation. For efficacy and safety trials, industry funding falls under 'other source of bias' within the Cochrane Risk of Bias tool, as this potential source of bias is unclear. That is, while it may influence results, industry funding does not necessarily bias the results. The potential for this form of bias resulted in a large number of studies being deemed to be at an unclear risk overall. In contrast, few NRSI studies were industry-funded (17%). Such factors have been documented as potentially influencing the likelihood of publication of favourable results when considering influenza vaccines [158]. The conduct of sufficiently powered and publicly-funded trials to assess these vaccines in an effort to reduce the uncertainty regarding industry bias has been suggested as crucial for future research [142].

4.7 Conclusion

Overall the evidence base for the efficacy and effectiveness of newer and enhanced influenza vaccines appears limited at present, with a number of potentially relevant studies identified as ongoing. It is likely that the use of such vaccines provides greater protection than no vaccination at all, when the usual considerations of circulating strain matching are applied. Evidence regarding the comparability of these vaccines to traditional seasonal influenza vaccines is uncertain with a lack of available literature. The safety profiles of these vaccines are largely in keeping with that expected when considering their individual compositions and, for the most part, they appear to be well tolerated. Some suggestions are provided to enhance research conduct and reporting regarding these newer and enhanced influenza vaccines which are anticipated to improve the data coverage overall and facilitate future decision-making regarding the use of such vaccines.

References

1. European Centre for Disease Prevention and Control (ECDC). Stockholm. ECDC 2019. Factsheet about seasonal influenza 2019. Available from: <https://www.ecdc.europa.eu/en/seasonal-influenza/facts/factsheet>
2. Cowling BJ, Ip DK, Fang VJ, Suntarattiwong P, Olsen SJ, Levy J, et al. Aerosol transmission is an important mode of influenza A virus spread. *Nature communications*. 2013;4:1935.
3. Scorza FB, Tsvetnitsky V, Donnelly JJ. Universal influenza vaccines: Shifting to better vaccines. *Vaccine*. 2016;34(26):2926-33.
4. Ducatez MF, Pelletier C, Meyer G. Influenza D virus in cattle, France, 2011–2014. *Emerging infectious diseases*. 2015;21(2):368.
5. Treanor JJ. Influenza vaccination. *New England Journal of Medicine*. 2016;375(13):1261-8.
6. Hayward AC, Fragaszy EB, Bermingham A, Wang L, Copas A, Edmunds WJ, et al. Comparative community burden and severity of seasonal and pandemic influenza: results of the Flu Watch cohort study. *The Lancet Respiratory Medicine*. 2014;2(6):445-54.
7. World Health Organization(WHO). Seasonal Influenza 2018. Geneva 2018. Available from: [https://www.who.int/en/news-room/fact-sheets/detail/influenza-\(seasonal\)](https://www.who.int/en/news-room/fact-sheets/detail/influenza-(seasonal))
8. Nielsen J, Vestergaard LS, Richter L, Schmid D, Bustos N, Asikainen T, et al. European all-cause excess and influenza-attributable mortality in the 2017/18 season: should the burden of influenza B be reconsidered? *Clinical microbiology and infection*. 2019;25(10):1266-76.
9. Cassini A, Colzani E, Pini A, Mangen M-JJ, Plass D, McDonald SA, et al. Impact of infectious diseases on population health using incidence-based disability-adjusted life years (DALYs): results from the Burden of Communicable Diseases in Europe study, European Union and European Economic Area countries, 2009 to 2013. *Eurosurveillance*. 2018;23(16).
10. Paules CI, Sullivan SG, Subbarao K, Fauci AS. Chasing seasonal influenza—the need for a universal influenza vaccine. *New England Journal of Medicine*. 2018;378(1):7-9.
11. Tregoning JS, Russell RF, Kinnear E. Adjuvanted influenza vaccines. *Human vaccines & immunotherapeutics*. 2018;14(3):550-64.
12. Centers for Disease Control and Prevention(CDC). Summary of the 2014-2015 Influenza Season [Available from: Summary of the 2014-2015 Influenza Season.
13. Wells C, Grobelna A. High Dose Influenza Vaccine for Adults: A Review of Clinical Effectiveness, Cost-Effectiveness, and Guidelines. 2019.
14. Wilkinson K, Wei Y, Szwajcer A, Rabbani R, Zarychanski R, Abou-Setta AM, et al. Efficacy and safety of high-dose influenza vaccine in elderly adults: a systematic review and meta-analysis. *Vaccine*. 2017;35(21):2775-80.
15. European Centre for Disease Prevention and Control(ECDC). Stockholm. ECDC 2019. Types of seasonal influenza vaccine 2019 Available from: <https://www.ecdc.europa.eu/en/seasonal-influenza/prevention-and-control/vaccines/types-of-seasonal-influenza-vaccine>
16. Li JT, Rank MA, Squillace DL, Kita H. Ovalbumin content of influenza vaccines. *The Journal of allergy and clinical immunology*. 2010;125(6):1412.
17. Moher D, Liberati A, Tetzlaff J, Altman DG. Preferred reporting items for systematic reviews and meta-analyses: the PRISMA statement. *Annals of internal medicine*. 2009;151(4):264-9.
18. Higgins JP, Altman DG, Gøtzsche PC, Jüni P, Moher D, Oxman AD, et al. The Cochrane Collaboration's tool for assessing risk of bias in randomised trials. *Bmj*. 2011;343:d5928.
19. Higgins J, Wells G. *Cochrane handbook for systematic reviews of interventions*. 2011.
20. Sterne JA, Hernán MA, Reeves BC, Savović J, Berkman ND, Viswanathan M, et al. ROBINS-I: a tool for assessing risk of bias in non-randomised studies of interventions. *bmj*. 2016;355:i4919.
21. Int'Hout J, Ioannidis JP, Borm GF. The Hartung-Knapp-Sidik-Jonkman method for random effects meta-analysis is straightforward and considerably outperforms the standard DerSimonian-Laird method. *BMC medical research methodology*. 2014;14(1):25.
22. Thorlund K, Wetterslev J, Awad T, Thabane L, Gluud C. Comparison of statistical inferences from the DerSimonian–Laird and alternative random-effects model meta-analyses—an empirical assessment of 920 Cochrane primary outcome meta-analyses. *Research synthesis methods*. 2011;2(4):238-53.
23. Bender R, Friede T, Koch A, Kuss O, Schlattmann P, Schwarzer G, et al. Methods for evidence synthesis in the case of very few studies. *Research synthesis methods*. 2018;9(3):382-92.
24. Jackson D, Turner R. Power analysis for random-effects meta-analysis. *Research synthesis methods*. 2017;8(3):290-302.
25. Ramsay LC, Buchan SA, Stirling RG, Cowling BJ, Feng S, Kwong JC, et al. The impact of repeated vaccination on influenza vaccine effectiveness: a systematic review and meta-analysis. *BMC medicine*. 2019;17(1):1-16.
26. Belongia EA, Simpson MD, King JP, Sundaram ME, Kelley NS, Osterholm MT, et al. Variable influenza vaccine effectiveness by subtype: a systematic review and meta-analysis of test-negative design studies.

- The Lancet Infectious Diseases. 2016;16(8):942-51.
27. Guyatt G, Oxman AD, Akl EA, Kunz R, Vist G, Brozek J, et al. GRADE guidelines: 1. Introduction—GRADE evidence profiles and summary of findings tables. *Journal of clinical epidemiology*. 2011;64(4):383-94.
 28. Schünemann HJ, Cuello C, Akl EA, Mustafa RA, Meerpohl JJ, Thayer K, et al. GRADE guidelines: 18. How ROBINS-I and other tools to assess risk of bias in nonrandomized studies should be used to rate the certainty of a body of evidence. *Journal of clinical epidemiology*. 2019;111:105-14.
 29. Arya DP, Said MA, Izurieta HS, Perez-Vilar S, Zinderman C, Werneck M, et al. Surveillance for Guillain-Barre syndrome after 2015-2016 and 2016-2017 influenza vaccination of Medicare beneficiaries. *Vaccine*. 2019;37(43):6543-9.
 30. Baldo V, Baldovin T, Floreani A, Carraro AM, Trivello R. MF59-adjuvanted influenza vaccine confers superior immunogenicity in adult subjects (18-60 years of age) with chronic diseases who are at risk of post-influenza complications. *Vaccine*. 2007;25(20):3955-61.
 31. Barrett PN, Berezuk G, Fritsch S, Aichinger G, Hart MK, El-Amin W, et al. Efficacy, safety, and immunogenicity of a Vero-cell-culture-derived trivalent influenza vaccine: A multicentre, double-blind, randomised, placebo-controlled trial. *The Lancet*. 2011;377(9767):751-9.
 32. Bart S, Cannon K, Herrington D, Mills R, Forleo-Neto E, Lindert K, et al. Immunogenicity and safety of a cell culture-based quadrivalent influenza vaccine in adults: A Phase III, double-blind, multicenter, randomized, non-inferiority study. *Human Vaccines and Immunotherapeutics*. 2016;12(9):2278-88.
 33. Baxter R, Patriarca PA, Ensor K, Izikson R, Goldenthal KL, Cox MM. Evaluation of the safety, reactogenicity and immunogenicity of FluBlok trivalent recombinant baculovirus-expressed hemagglutinin influenza vaccine administered intramuscularly to healthy adults 50-64 years of age. *Vaccine*. 2011;29(12):2272-8.
 34. Bella A, Gesualdo F, Orsi A, Arcuri C, Chironna M, Loconsole D, et al. Effectiveness of the trivalent MF59 adjuvanted influenza vaccine in preventing hospitalization due to influenza B and A(H1N1)pdm09 viruses in the elderly in Italy, 2017 - 2018 season. *Expert Rev Vaccines*. 2019;18(6):671-9.
 35. Bellino S, Bella A, Puzelli S, Di Martino A, Facchini M, Punzo O, et al. Moderate influenza vaccine effectiveness against A(H1N1)pdm09 virus, and low effectiveness against A(H3N2) subtype, 2018/19 season in Italy. *Expert Review of Vaccines*. 2019.
 36. Bellino S, Piovesan C, Bella A, Rizzo C, Pezzotti P, Ramigni M. Determinants of vaccination uptake, and influenza vaccine effectiveness in preventing deaths and hospital admissions in the elderly population; Treviso, Italy, 2014/2015-2016/2017 seasons. *Human Vaccines and Immunotherapeutics*. 2019.
 37. Beran J, Peeters M, Dewe W, Raupachova J, Hobzova L, Devaster JM. Immunogenicity and safety of quadrivalent versus trivalent inactivated influenza vaccine: a randomized, controlled trial in adults. *BMC Infectious Diseases*. 2013;13(1).
 38. Branagan AR, Duffy E, Albrecht RA, Cooper DL, Seropian S, Parker TL, et al. Clinical and Serologic Responses After a Two-dose Series of High-dose Influenza Vaccine in Plasma Cell Disorders: a Prospective, Single-arm Trial. *Clinical lymphoma, myeloma and leukemia (no pagination)*, 2017. 2017;Date of Publication: November 17.
 39. Branagan AR, Duffy E, Boddupall CS, Albrecht RA, Zhang L, Verma R, et al. Fluzone® high-dose influenza vaccine with a booster is associated with low rates of influenza infection in patients with plasma cell disorders. *Blood*. 2015;126(23):3058.
 40. Bruxvoort KJ, Luo Y, Ackerson B, Tanenbaum HC, Sy LS, Gandhi A, et al. Comparison of vaccine effectiveness against influenza hospitalization of cell-based and egg-based influenza vaccines, 2017–2018. *Vaccine*. 2019;37(39):5807-11.
 41. Butler AM, Layton JB, Dharnidharka VR, Sahrman JM, Weber DJ, McGrath LJ. Comparative effectiveness of high dose versus standard-dose influenza vaccine among patients on chronic hemodialysis. *Pharmacoepidemiology and Drug Safety*. 2019;28:239.
 42. Castilla J, Navascues A, Fernandez-Alonso M, Reina G, Pozo F, Casado I, et al. Effectiveness of subunit influenza vaccination in the 2014-2015 season and residual effect of split vaccination in previous seasons. *Vaccine*. 2016;34(11):1350-7.
 43. Chang LJ, Meng Y, Janoszyk H, Landolfi V, Talbot HK. Safety and immunogenicity of high-dose quadrivalent influenza vaccine in adults ≥ 65 years of age: A phase 3 randomized clinical trial. *Vaccine*. 2019;37(39):5825-34.
 44. Choi WS, Noh JY, Song JY, Cheong HJ, Wie SH, Lee JS, et al. Immunogenicity and safety of a cell culture-derived inactivated quadrivalent influenza vaccine (NBP607-QIV): a randomized, double-blind, multicenter, phase III clinical trial in adults and elderly subjects. *Human vaccines & immunotherapeutics*. 2017;13(7):1653-60.
 45. Chong CR, Park VJ, Cohen B, Postow MA, Wolchok JD, Kamboj M. Safety of Inactivated Influenza Vaccine in Cancer Patients Receiving Immune Checkpoint Inhibitors. *Clinical Infectious Diseases*. 2020;70(2):193-9.
 46. Colmegna I, Useche ML, Rodriguez K, McCormack D, Alfonso G, Patel A, et al. Immunogenicity and safety of high-dose versus standard-dose inactivated influenza vaccine in rheumatoid arthritis patients: a randomised, double-blind, active-comparator trial. *The Lancet Rheumatology*. 2020;2(1):e14-e23.
 47. Couch RB, Winokur P, Brady R, Belshe R, Chen WH, Cate TR, et al. Safety and immunogenicity of a high

- dosage trivalent influenza vaccine among elderly subjects. *Vaccine*. 2007;25(44):7656-63.
48. Cowling BJ, Perera R, Valkenburg SA, Leung NHL, Iuliano AD, Tam YH, et al. Comparative Immunogenicity of Several Enhanced Influenza Vaccine Options for Older Adults: a Randomized, Controlled Trial. *Clinical Infectious Diseases*. 2019.
49. de Bruijn IA, Nauta J, Gerez L, Palache AM. The virosomal influenza vaccine Invivac: immunogenicity and tolerability compared to an adjuvanted influenza vaccine (Fluad in elderly subjects. *Vaccine*. 2006;24(44-46):6629-31.
50. Della Cioppa G, Nicolay U, Lindert K, Leroux-Roels G, Clement F, Castellino F, et al. A dose-range study in older adults to compare the safety and immunogenicity profiles of MF59®-adjuvanted and non-adjuvanted seasonal influenza vaccines following intradermal and intramuscular administration. *Human Vaccines and Immunotherapeutics*. 2014;10(6):1701-10.
51. DeMarcus L, Shoubaki L, Federinko S. Comparing influenza vaccine effectiveness between cell-derived and egg-derived vaccines, 2017–2018 influenza season. *Vaccine*. 2019;37(30):4015-21.
52. Diaz Granados CA, Dunning AJ, Robertson CA, Talbot HK, Landolfi V, Greenberg DP. Efficacy and immunogenicity of high-dose influenza vaccine in older adults by age, comorbidities, and frailty. *Journal of the American Geriatrics Society*. 2014;62:S37-S8.
53. DiazGranados CA, Dunning AJ, Kimmel M, Kirby D, Treanor J, Collins A, et al. Efficacy of high-dose versus standard-dose influenza vaccine in older adults. *New England Journal of Medicine*. 2014;371(7):635-45.
54. Diazgranados CA, Dunning AJ, Robertson CA, Talbot HK, Landolfi V, Greenberg DP. Effect of Previous-Year Vaccination on the Efficacy, Immunogenicity, and Safety of High-Dose Inactivated Influenza Vaccine in Older Adults. *Clinical Infectious Diseases*. 2016;62(9):1092-9.
55. DiazGranados CA, Robertson CA, Talbot HK, Landolfi V, Dunning AJ, Greenberg DP. Prevention of serious events in adults 65 years of age or older: A comparison between high-dose and standard-dose inactivated influenza vaccines. *Vaccine*. 2015;33(38):4988-93.
56. DiazGranados CA, Saway W, Gouaux J, Baron M, Baker J, Denis M, et al. Safety and immunogenicity of high-dose trivalent inactivated influenza vaccine in adults 50-64 years of age. *Vaccine*. 2015;33(51):7188-93.
57. Dunkle LM, Izikson R, Patriarca P, Goldenthal KL, Muse D, Callahan J, et al. Efficacy of recombinant influenza vaccine in adults 50 years of age or older. *New England Journal of Medicine*. 2017;376(25):2427-36.
58. Dunkle LM, Izikson R, Patriarca PA, Goldenthal KL, Muse D, Cox MMJ. Randomized comparison of immunogenicity and safety of quadrivalent recombinant versus inactivated influenza vaccine in healthy adults 18-49 years of age. *Journal of Infectious Diseases*. 2017;216(10):1219-26.
59. Durando P, Fenoglio D, Boschini A, Ansaldi F, Icardi G, Sticchi L, et al. Safety and immunogenicity of two influenza virus subunit vaccines, with or without MF59 adjuvant, administered to human immunodeficiency virus type 1-seropositive and -seronegative adults. *Clinical and Vaccine Immunology*. 2008;15(2):253-9.
60. Ehrlich HJ, Berezuk G, Fritsch S, Aichinger G, Singer J, Portsmouth D, et al. Clinical development of a Vero cell culture-derived seasonal influenza vaccine. *Vaccine*. 2012;30(29):4377-86.
61. Ehrlich HJ, Singer J, Berezuk G, Fritsch S, Aichinger G, Hart MK, et al. A cell culture-derived influenza vaccine provides consistent protection against infection and reduces the duration and severity of disease in infected individuals. *Clinical Infectious Diseases*. 2012;54(7):946-54.
62. Essink B, Fierro C, Rosen J, Figueroa AL, Zhang B, Verhoeven C, et al. Immunogenicity and safety of MF59-adjuvanted quadrivalent influenza vaccine versus standard and alternate B strain MF59-adjuvanted trivalent influenza vaccines in older adults. *Vaccine*. 2020;38(2):242-50.
63. Falsey AR, Treanor JJ, Tornieporth N, Capellan J, Gorse GJ. Randomized, double-blind controlled phase 3 trial comparing the immunogenicity of high-dose and standard-dose influenza vaccine in adults 65 years of age and older. *Journal of Infectious Diseases*. 2009;200(2):172-80.
64. Frey S, Poland G, Percell S, Podda A. Comparison of the safety, tolerability, and immunogenicity of a MF59-adjuvanted influenza vaccine and a non-adjuvanted influenza vaccine in non-elderly adults. *Vaccine*. 2003;21(27-30):4234-7.
65. Frey S, Vesikari T, Szymczakiewicz-Multanowska A, Lattanzi M, Izu A, Groth N, et al. Clinical efficacy of cell culture-derived and egg-derived inactivated subunit influenza vaccines in healthy adults. *Clinical Infectious Diseases*. 2010;51(9):997-1004.
66. Frey SE, Reyes M, Reynales H, Bernal NN, Nicolay U, Narasimhan V, et al. Comparison of the safety and immunogenicity of an MF59-adjuvanted with a non-adjuvanted seasonal influenza vaccine in elderly subjects. *Vaccine*. 2014;32(39):5027-34.
67. Gabutti G, Guido M, Durando P, De Donno A, Quattrocchi M, Bacileri S, et al. Safety and immunogenicity of conventional subunit and MF59-adjuvanted influenza vaccines in human immunodeficiency virus-1-seropositive patients. *Journal of international medical research*. 2005;33(4):406-16.
68. Gasparini R, Amicizia D, Lai PL, Rossi S, Panatto D. Effectiveness of adjuvanted seasonal influenza vaccines (Inflexal V® and Fluad®) in preventing hospitalization for influenza and pneumonia in the elderly: A matched case-control study. *Human Vaccines and Immunotherapeutics*. 2013;9(1):144-52.

69. Gasparini R, Pozzi T, Montomoli E, Fragapane E, Senatore F, Minutello M, et al. Increased immunogenicity of the MF59-adjuvanted influenza vaccine compared to a conventional subunit vaccine in elderly subjects. *European Journal of Epidemiology*. 2001;17(2):135-40.
70. Gilca R, Skowronski DM, Douville-Fradet M, Amini R, Boulianne N, Rouleau I, et al. Mid-Season estimates of influenza vaccine effectiveness against influenza A(H3N2) hospitalization in the elderly in Quebec, Canada, January 2015. *PLoS ONE*. 2015;10(7).
71. Gravenstein S, Davidson HE, Taljaard M, Ogarek J, Gozalo P, Han L, et al. Comparative effectiveness of high-dose versus standard-dose influenza vaccination on numbers of US nursing home residents admitted to hospital: a cluster-randomised trial. *The Lancet Respiratory Medicine*. 2017;5(9):738-46.
72. Groth N, Montomoli E, Gentile C, Manini I, Bugarini R, Podda A. Safety, tolerability and immunogenicity of a mammalian cell-culture-derived influenza vaccine: A sequential Phase I and Phase II clinical trial. *Vaccine*. 2009;27(5):786-91.
73. Halasa NB, Savani BN, Asokan I, Kassim A, Simons R, Summers C, et al. Randomized Double-Blind Study of the Safety and Immunogenicity of Standard-Dose Trivalent Inactivated Influenza Vaccine versus High-Dose Trivalent Inactivated Influenza Vaccine in Adult Hematopoietic Stem Cell Transplantation Patients. *Biol Blood Marrow Transplant*. 2016;22(3):528-35.
74. Hall GC, Davies PTG, Karim MY, Haag MDM, O'Leary C. Observational safety study of specific outcomes after trivalent cell culture seasonal influenza vaccination (Optaflu((R))) among adults in THIN database of electronic UK primary healthcare records. *Pharmacoepidemiol Drug Saf*. 2018;27(1):52-8.
75. Halperin SA, Smith B, Mabrouk T, Germain M, Trépanier P, Hassell T, et al. Safety and immunogenicity of a trivalent, inactivated, mammalian cell culture-derived influenza vaccine in healthy adults, seniors, and children. *Vaccine*. 2002;20(7-8):1240-7.
76. Iob A, Brianti G, Zamparo E, Gallo T. Evidence of increased clinical protection of an MF59-adjuvant influenza vaccine compared to a non-adjuvant vaccine among elderly residents of long-term care facilities in Italy. *Epidemiol Infect*. 2005;133(4):687-93.
77. Izikson R, Leffell DJ, Bock SA, Patriarca PA, Post P, Dunkle LM, et al. Randomized comparison of the safety of Flublok((R)) versus licensed inactivated influenza vaccine in healthy, medically stable adults \geq 50 years of age. *Vaccine*. 2015;33(48):6622-8.
78. Izurieta HS, Chillarige Y, Kelman J, Wei Y, Lu Y, Xu W, et al. Relative Effectiveness of Cell-Cultured and Egg-Based Influenza Vaccines Among Elderly Persons in the United States, 2017-2018. *J Infect Dis*. 2019;220(8):1255-64.
79. Izurieta HS, Thadani N, Shay DK, Lu Y, Maurer A, Foppa IM, et al. Comparative effectiveness of high-dose versus standard-dose influenza vaccines in US residents aged 65 years and older from 2012 to 2013 using Medicare data: A retrospective cohort analysis. *The Lancet Infectious Diseases*. 2015;15(3):293-300.
80. Jamshed S, Walsh EE, Dimitroff LJ, Santelli JS, Falsey AR. Improved immunogenicity of high-dose influenza vaccine compared to standard-dose influenza vaccine in adult oncology patients younger than 65 years receiving chemotherapy: A pilot randomized clinical trial. *Vaccine*. 2016;34(5):630-5.
81. Kaka AS, Filice GA, Myllenbeck S, Nichol KL. Comparison of side effects of the 2015-2016 high-dose, inactivated, trivalent influenza vaccine and standard dose, inactivated, trivalent influenza vaccine in adults \geq 65 years. *Open Forum Infectious Diseases*. 2017;4(1) (no pagination).
82. Keipp Talbot H, Dunning AJ, Robertson CA, Landolfi VA, Greenberg DP, DiazGranados CA. Gastrointestinal events in high-dose vs standard-dose influenza vaccine recipients. *Open Forum Infectious Diseases*. 2018;5(6).
83. Keitel WA, Atmar RL, Cate TR, Petersen NJ, Greenberg SB, Ruben F, et al. Safety of high doses of influenza vaccine and effect on antibody responses in elderly persons. *Archives of internal medicine*. 2006;166(10):1121-7.
84. Keitel WA, Treanor JJ, El Sahly HM, Gilbert A, Meyer AL, Patriarca PA, et al. Comparative immunogenicity of recombinant influenza hemagglutinin (rHA) and trivalent inactivated vaccine (TIV) among persons \geq 65 years old. *Vaccine*. 2009;28(2):379-85.
85. Kissling E, Pozo F, Buda S, Vilcu AM, Rizzo C, Gherasim A, et al. Effectiveness of influenza vaccine against influenza A in Europe in seasons of different A(H1N1)pdm09 and the same A(H3N2) vaccine components (2016-17 and 2017-18). *Vaccine X*. 2019;3:100042.
86. Kissling E, Rondy M, Kaic B, Horvath JK, Ferenczi A, Oroszi B, et al. Early 2016/17 vaccine effectiveness estimates against influenza A(H3N2): i-move multicentre case control studies at primary care and hospital levels in Europe. *Eurosurveillance*. 2017;22(7) (no pagination).
87. Kumar D, Campbell P, Hoschler K, Hidalgo L, Al-Dabbagh M, Wilson L, et al. Randomized controlled trial of adjuvanted versus nonadjuvanted influenza vaccine in kidney transplant recipients. *Transplantation*. 2016;100(3):662-9.
88. Li R, Fang H, Li Y, Liu Y, Pellegrini M, Podda A. Safety and immunogenicity of an MF59TM-adjuvanted subunit influenza vaccine in elderly Chinese subjects. *Immunity and Ageing*. 2008;5.
89. Lindert K, Leav B, Heijnen E, Barrett J, Nicolay U. Cumulative clinical experience with MF59-adjuvanted trivalent seasonal influenza vaccine in young children and adults 65 years of age and older. *International Journal of Infectious Diseases*. 2019.

90. Loebermann M, Fritzsche C, Geerdes-Fenge H, Heijnen E, Kirby D, Reisinger EC. A phase III, open-label, single-arm, study to evaluate the safety and immunogenicity of a trivalent, surface antigen inactivated subunit influenza virus vaccine produced in mammalian cell culture (Optaflu®) in healthy adults. *Infection*. 2019;47(1):105-9.
91. Loebermann M, Voss U, Meyer S, Bosse D, Fritzsche C, Klammt S, et al. Clinical Trial to Evaluate the Safety and Immunogenicity of a Trivalent Surface Antigen Seasonal Influenza Vaccine Produced in Mammalian Cell Culture and Administered to Young and Elderly Adults with and without A(H1N1) Pre-Vaccination. *PLoS ONE*. 2013;8(8).
92. Lu Y, Chillarige Y, Izurieta H, Wei Y, Xu W, Lu M, et al. Effect of age on relative effectiveness of high-dose versus standard-dose influenza vaccines among US Medicare beneficiaries ages 65 years and older. *Pharmacoepidemiology and Drug Safety*. 2019;28:239-40.
93. Magnani G, Falchetti E, Pollini G, Reggiani LB, Grigioni F, Coccolo F, et al. Safety and efficacy of two types of influenza vaccination in heart transplant recipients: A prospective randomised controlled study. *Journal of Heart and Lung Transplantation*. 2005;24(5):588-92.
94. Mannino S, Villa M, Apolone G, Weiss NS, Groth N, Aquino I, et al. Effectiveness of adjuvanted influenza vaccination in elderly subjects in northern Italy. *American Journal of Epidemiology*. 2012;176(6):527-33.
95. McKittrick N, Frank I, Jacobson JM, Jo White C, Kim D, Kappes R, et al. Improved immunogenicity with high-dose seasonal influenza vaccine in hiv-infected persons. a single-center, parallel, randomized trial. *Annals of Internal Medicine*. 2013;158(1):19-26.
96. Minutello M, Senatore F, Cecchinelli G, Bianchi M, Andreani T, Podda A, et al. Safety and immunogenicity of an inactivated subunit influenza virus vaccine combined with MF59 adjuvant emulsion in elderly subjects, immunized for three consecutive influenza seasons. *Vaccine*. 1999;17(2):99-104.
97. Mira-Iglesias A, López-Labrador FX, Baselga-Moreno V, Tortajada-Girbés M, Mollar-Maseres J, Carballido-Fernández M, et al. Influenza vaccine effectiveness against laboratory-confirmed influenza in hospitalised adults aged 60 years or older, Valencia Region, Spain, 2017/18 influenza season. *Eurosurveillance*. 2019;24(31).
98. Nace DA, Lin CJ, Ross TM, Saracco S, Churilla RM, Zimmerman RK. Randomized, controlled trial of high-dose influenza vaccine among frail residents of long-term care facilities. *Journal of Infectious Diseases*. 2015;211(12):1915-24.
99. Natori Y, Humar A, Lipton J, Kim DD, Ashton P, Hoschler K, et al. A pilot randomized trial of adjuvanted influenza vaccine in adult allogeneic hematopoietic stem cell transplant recipients. *Bone marrow transplantation*. 2017;52(7):1016-21.
100. Natori Y, Shiotsuka M, Slomovic J, Hoschler K, Ferreira V, Ashton P, et al. A Double-Blind, Randomized Trial of High-Dose vs Standard-Dose Influenza Vaccine in Adult Solid-Organ Transplant Recipients. *Clinical Infectious Diseases*. 2018;66(11):1698-704.
101. Noh JY, Jang YS, Lee SN, Choi MJ, Yoon JG, Yu DH, et al. Randomized, single-blind, active-controlled phase I clinical trial to evaluate the immunogenicity and safety of GC3114 (high-dose, quadrivalent influenza vaccine) in healthy adults. *Vaccine*. 2019;37(36):5171-6.
102. Otten G, Matassa V, Ciarlet M, Leav B. A phase 1, randomized, observer blind, antigen and adjuvant dosage finding clinical trial to evaluate the safety and immunogenicity of an adjuvanted, trivalent subunit influenza vaccine in adults ≥65 years of age. *Vaccine*. 2020;38(3):578-87.
103. Panatto D, Haag M, Lai PL, Tomczyk S, Amicizia D, Lino MM. Enhanced Passive Safety Surveillance (EPSS) confirms an optimal safety profile of the use of MF59((R)) -adjuvanted influenza vaccine in older adults: Results from three consecutive seasons. *Influenza Other Respir Viruses*. 2020;14(1):61-6.
104. Pebody R, Whitaker H, Zhao H, Andrews N, Ellis J, Donati M, et al. Protection provided by influenza vaccine against influenza-related hospitalisation in ≥65 year olds: Early experience of introduction of a newly licensed adjuvanted vaccine in England in 2018/19. *Vaccine*. 2020;38(2):173-9.
105. Pebody RG, Whitaker H, Ellis J, Andrews N, Marques DFP, Cottrell S, et al. End of season influenza vaccine effectiveness in primary care in adults and children in the United Kingdom in 2018/19. *Vaccine*. 2020;38(3):489-97.
106. Pillet S, Couillard J, Trepanier S, Poulin JF, Yassine-Diab B, Guy B, et al. Immunogenicity and safety of a quadrivalent plant-derived virus like particle influenza vaccine candidate—Two randomized Phase II clinical trials in 18 to 49 and 50 years old adults. *PLoS ONE*. 2019;14(6).
107. Pregliasco F, Mensi C, Serpilli W, Speccher L, Masella P, Belloni A. Immunogenicity and safety of three commercial influenza vaccines in institutionalized elderly. *Aging - Clinical and Experimental Research*. 2001;13(1):38-43.
108. Puig-Barberà J, Díez-Domingo J, Pérez Hoyos S, Belenguer Varea A, González Vidal D. Effectiveness of the MF59-adjuvanted influenza vaccine in preventing emergency admissions for pneumonia in the elderly over 64 years of age. *Vaccine*. 2004;23(3):283-9.
109. Puig-Barberà J, Díez-Domingo J, Varea AB, Chavarri GS, Rodrigo JAL, Hoyos SP, et al. Effectiveness of MF59™-adjuvanted subunit influenza vaccine in preventing hospitalisations for cardiovascular disease, cerebrovascular disease and pneumonia in the elderly. *Vaccine*. 2007;25(42):7313-21.

110. Puig-Barbera J, Natividad-Sancho A, Calabuig-Perez J, Lluch-Rodrigo JA, Pastor-Villalba E, Martinez-Ubeda S, et al. MF59-adjuvanted and virosomal influenza vaccines for preventing influenza hospitalization in older people: comparative effectiveness using the Valencia health care information system. *Vaccine*. 2013;31(37):3995-4002.
111. Richardson DM, Medvedeva EL, Roberts CB, Linkin DR. Comparative Effectiveness of High-Dose Versus Standard-Dose Influenza Vaccination in Community-Dwelling Veterans. *Clinical Infectious Diseases*. 2015;61(2):171-6.
112. Rizzo C, Bella A, Alfonsi V, Puzelli S, Palmieri AP, Chironna M, et al. Influenza vaccine effectiveness in Italy: Age, subtype-specific and vaccine type estimates 2014/15 season. *Vaccine*. 2016;34(27):3102-8.
113. Rondy M, Gherasim A, Casado I, Launay O, Rizzo C, Pitigoi D, et al. Low 2016/17 season vaccine effectiveness against hospitalised influenza A(H3N2) among elderly: awareness warranted for 2017/18 season. *Euro Surveill*. 2017;22(41).
114. Rondy M, Larrauri A, Casado I, Alfonsi V, Pitigoi D, Launay O, et al. 2015/16 seasonal vaccine effectiveness against hospitalisation with influenza A(H1N1)pdm09 and B among elderly people in Europe: results from the I-MOVE+ project. *Euro Surveill*. 2017;22(30).
115. Ruf BR, Colberg K, Frick M, Preusche A. Open, randomized study to compare the immunogenicity and reactogenicity of an influenza split vaccine with an MF59-adjuvanted subunit vaccine and a virosome-based subunit vaccine in elderly. *Infection*. 2004;32(4):191-8.
116. Safdar A, Rodriguez MA, Fayad LE, Rodriguez GH, Pro B, Wang M, et al. Dose-related safety and immunogenicity of baculovirus-expressed trivalent influenza vaccine: a double-blind, controlled trial in adult patients with non-Hodgkin B cell lymphoma. *J Infect Dis*. 2006;194(10):1394-7.
117. Sanchez L, Matsuoka O, Inoue S, Inoue T, Meng Y, Nakama T, et al. Immunogenicity and safety of high-dose quadrivalent influenza vaccine in Japanese adults ≥ 65 years of age: a randomized controlled clinical trial. *Human Vaccines and Immunotherapeutics*. 2019.
118. Scheifele DW, McNeil SA, Ward BJ, Dionne M, Cooper C, Coleman B, et al. Safety, immunogenicity, and tolerability of three influenza vaccines in older adults: results of a randomized, controlled comparison. *Human vaccines & immunotherapeutics*. 2013;9(11):2460-73.
119. Seo YB, Choi WS, Lee J, Song JY, Cheong HJ, Kim WJ. Comparison of the immunogenicity and safety of the conventional subunit, MF59-adjuvanted, and intradermal influenza vaccines in the elderly. *Clinical and Vaccine Immunology*. 2014;21(7):989-96.
120. Shay DK, Chillarige Y, Kelman J, Forshee RA, Foppa IM, Wernecke M, et al. Comparative Effectiveness of High-Dose Versus Standard-Dose Influenza Vaccines Among US Medicare Beneficiaries in Preventing Postinfluenza Deaths During 2012-2013 and 2013-2014. *The Journal of infectious diseases*. 2017;215(4):510-7.
121. Sindoni D, La Fauci V, Squeri R, Cannavo G, Bacilieri S, Panatto D, et al. Comparison between a conventional subunit vaccine and the MF59-adjuvanted subunit influenza vaccine in the elderly: an evaluation of the safety, tolerability and immunogenicity. *Journal of Preventive Medicine and Hygiene*. 2009;50(2):121-6.
122. Song JY, Cheong HJ, Lee J, Woo HJ, Wie SH, Lee JS, et al. Immunogenicity and safety of a cell culture-derived inactivated trivalent influenza vaccine (NBP607): a randomized, double-blind, multi-center, phase 3 clinical trial. *Vaccine*. 2015;33(41):5437-44.
123. Spadea A, Unim B, Colamesta V, Meneghini A, D'Amici AM, Giudiceandrea B, et al. Is the adjuvanted influenza vaccine more effective than the trivalent inactivated vaccine in the elderly population? Results of a case-control study. *Vaccine*. 2014;32(41):5290-4.
124. Strowd RE, Russell G, Hsu FC, Carter AF, Chan M, Tatter SB, et al. Immunogenicity of high-dose influenza vaccination in patients with primary central nervous system malignancy. *Neuro-Oncology Practice*. 2018;5(3):176-83.
125. Szymczakiewicz-Multanowska A, Groth N, Bugarini R, Lattanzi M, Casula D, Hilbert A, et al. Safety and immunogenicity of a novel influenza subunit vaccine produced in mammalian cell culture. *Journal of Infectious Diseases*. 2009;200(6):841-8.
126. Szymczakiewicz-Multanowska A, Lattanzi M, Izu A, Casula D, Sparacio M, Kovacs C, et al. Safety assessment and immunogenicity of a cell-culture-derived influenza vaccine in adults and elderly subjects over three successive influenza seasons. *Human vaccines & immunotherapeutics*. 2012;8(5):645-52.
127. Treanor JJ, El Sahly H, King J, Graham I, Izikson R, Kohberger R, et al. Protective efficacy of a trivalent recombinant hemagglutinin protein vaccine (FluBlok®) against influenza in healthy adults: a randomized, placebo-controlled trial. *Vaccine*. 2011;29(44):7733-9.
128. Treanor JJ, Schiff GM, Couch RB, Cate TR, Brady RC, Hay CM, et al. Dose-related safety and immunogenicity of a trivalent baculovirus-expressed influenza-virus hemagglutinin vaccine in elderly adults. *Journal of Infectious Diseases*. 2006;193(9):1223-8.
129. Treanor JJ, Schiff GM, Hayden FG, Brady RC, Hay CM, Meyer AL, et al. Safety and immunogenicity of a baculovirus-expressed hemagglutinin influenza vaccine: A randomized controlled trial. *Journal of the American Medical Association*. 2007;297(14):1577-82.

130. Tsai TF, Crucitti A, Nacci P, Nicolay U, Della Cioppa G, Ferguson J, et al. Explorations of clinical trials and pharmacovigilance databases of MF59(R)-adjuvanted influenza vaccines for associated cases of narcolepsy. *Scand J Infect Dis.* 2011;43(9):702-6.
131. Tsang P, Gorse GJ, Strout CB, Sperling M, Greenberg DP, Ozol-Godfrey A, et al. Immunogenicity and safety of Fluzone(R) intradermal and high-dose influenza vaccines in older adults ≥ 65 years of age: a randomized, controlled, phase II trial. *Vaccine.* 2014;32(21):2507-17.
132. Valenciano M, Kissling E, Reuss A, Rizzo C, Gherasim A, Horvath JK, et al. Vaccine effectiveness in preventing laboratory-confirmed influenza in primary care patients in a season of co-circulation of influenza A(H1N1)pdm09, B and drifted A(H3N2), I-MOVE Multicentre Case-Control Study, Europe 2014/15. *Euro Surveill.* 2016;21(7):pii=30139.
133. Van Buynder PG, Konrad S, Van Buynder JL, Brodtkin E, Krajden M, Ramler G, et al. The comparative effectiveness of adjuvanted and unadjuvanted trivalent inactivated influenza vaccine (TIV) in the elderly. *Vaccine.* 2013;31(51):6122-8.
134. Van Damme P, Arnou R, Kafaja F, Fiquet A, Richard P, Thomas S, et al. Evaluation of non-inferiority of intradermal versus adjuvanted seasonal influenza vaccine using two serological techniques: A randomised comparative study. *BMC Infectious Diseases.* 2009;10.
135. Villa M, Black S, Groth N, Rothman KJ, Apolone G, Weiss NS, et al. Safety of MF59-adjuvanted influenza vaccination in the elderly: Results of a comparative study of mf59-adjuvanted vaccine versus nonadjuvanted influenza vaccine in Northern Italy. *American Journal of Epidemiology.* 2013;178(7):1139-45.
136. Vinnemeier CD, Fischer-Herr J, Meyer S, Liebig K, Theeß W, Burchard GD, et al. Immunogenicity and safety of an inactivated 2012/2013 trivalent influenza vaccine produced in mammalian cell culture (Optaflu®) An open label, uncontrolled study. *Human Vaccines and Immunotherapeutics.* 2014;10(2):441-8.
137. Young-Xu Y, Van Aalst R, Mahmud SM, Rothman KJ, Thornton Snider J, Westreich D, et al. Relative Vaccine Effectiveness of High-Dose Versus Standard-Dose Influenza Vaccines Among Veterans Health Administration Patients. *Journal of Infectious Diseases.* 2018;217(11):1718-27.
138. Young-Xu Y, Snider JT, van Aalst R, Mahmud SM, Thommes EW, Lee JKH, et al. Analysis of relative effectiveness of high-dose versus standard-dose influenza vaccines using an instrumental variable method. *Vaccine.* 2019;37(11):1484-90.
139. Zimmerman RK, Nowalk MP, Chung J, Jackson ML, Jackson LA, Petrie JG, et al. 2014-2015 Influenza Vaccine Effectiveness in the United States by Vaccine Type. *Clin Infect Dis.* 2016;63(12):1564-73.
140. van Aalst R, Gravenstein S, Mor V, Mahmud SM, Wilschut J, Postma M, et al. Comparative effectiveness of high dose versus adjuvanted influenza vaccine: A retrospective cohort study. *Vaccine.* 2020;38(2):372-9.
141. Seqirus. A Phase III, Randomized, Observer-Blind, Controlled, Multicenter Clinical Study to Evaluate the Efficacy, Safety and Immunogenicity of an MF59-Adjuvanted Quadrivalent Influenza Vaccine Compared to Non-influenza Vaccine Comparator in Adults ≥ 65 Years of Age. EudraCT number 2015-000728-27.
142. Demicheli V, Jefferson T, Ferroni E, Rivetti A, Di Pietrantonj C. Vaccines for preventing influenza in healthy adults. *Cochrane database of systematic reviews.* 2018(2).
143. DiazGranados CA, Denis M, Plotkin S. Seasonal influenza vaccine efficacy and its determinants in children and non-elderly adults: a systematic review with meta-analyses of controlled trials. *Vaccine.* 2012;31(1):49-57.
144. Carrat F, Flahault A. Influenza vaccine: the challenge of antigenic drift. *Vaccine.* 2007;25(39-40):6852-62.
145. Osterholm MT, Kelley NS, Sommer A, Belongia EA. Efficacy and effectiveness of influenza vaccines: a systematic review and meta-analysis. *The Lancet infectious diseases.* 2012;12(1):36-44.
146. Hervé C, Laupèze B, Del Giudice G, Didierlaurent AM, Da Silva FT. The how's and what's of vaccine reactogenicity. *NPJ vaccines.* 2019;4(1):1-11.
147. Pellegrini M, Nicolay U, Lindert K, Groth N, Della Cioppa G. MF59-adjuvanted versus non-adjuvanted influenza vaccines: integrated analysis from a large safety database. *Vaccine.* 2009;27(49):6959-65.
148. Centers for Disease Control and Prevention(CDC). Fluzone High-Dose Seasonal Influenza Vaccine 2019 Available from: https://www.cdc.gov/flu/prevent/ga_fluzone.htm
149. Nachbagauer R, Choi A, Izikson R, Cox MM, Palese P, Krammer F. Age dependence and isotype specificity of influenza virus hemagglutinin stalk-reactive antibodies in humans. *MBio.* 2016;7(1):e01996-15.
150. World Health Organization(WHO). Guidelines on clinical evaluation of vaccines: regulatory expectations. Geneva. 2016.
151. US Food and Drug Administration. Summary Basis of Regulatory Action- Flucelvax 2012.
152. US Food and Drug Administration. Approved products- Flucelvax 2016.
153. European Medicines Agency. Assessment report- Flucelvax Tetra 2018.
154. Linlu Zhao KY, Pamela Doyon-Plourde. Efficacy, effectiveness, immunogenicity and safety of enhanced and standard seasonal influenza vaccines in immunocompromised individuals: a systematic review. PROSPERO 2020. CRD42020171171. Available from: https://www.crd.york.ac.uk/prospero/display_record.php?ID=CRD42020171171
155. Izurieta HS, Chillarige Y, Kelman J, Wei Y, Lu Y, Xu W, et al. Relative effectiveness of influenza vaccines

- among the U.S. elderly, 2018-19. J Infect Dis. 2020.
156. Lipsitch M. Challenges of vaccine effectiveness and waning studies. Oxford University Press US; 2019.
 157. I-MOVE Project. I-MOVE Europe 2019 Available from: <https://sites.google.com/site/epiflu/Home>
 158. Jefferson T, Di Pietrantonj C, Debalini M, Rivetti A, Demicheli V. Relation of study quality, concordance, take home message, funding, and impact in studies of influenza vaccines: systematic review. BMJ. 2009;338:b354.

Appendices

Appendix 1. Electronic databases' search terms

MEDLINE (via PubMed)

#1	'influenza'/exp OR 'influenza'
#2	'influenza virus a'/exp OR 'influenza virus b'/exp
#3	flu:ab,ti OR influenza*:ab,ti
#4	#1 OR #2 OR #3
#5	'vaccine'/de
#6	'immunization'/de OR 'vaccination'/de OR 'acIIV3e immunization'/de OR 'immunoprophylaxis'/de OR 'mass immunization'/de
#7	vaccin*:ab,ti OR immuni*:ab,ti OR inocul*:ab,ti
#8	trivalent NEAR/3 influenza
#9	quadrivalent NEAR/3 influenza
#10	tetravalent NEAR/3 influenza
#11	TIV
#12	QIV
#13	flud
#14	"Fluzone High-Dose"
#15	"Flucelvax"
#16	"FluBlok"
#17	#5 OR #6 OR #7 OR #8 OR #9 OR #10 OR #11 OR #12 OR #13 OR #14 OR #15 OR #16
#18	#4 OR #17
#19	'influenza vaccine'/de
#20	#18 OR #19
#21	'controlled clinical trial'/exp OR 'controlled clinical trial'
#21	'trial':ab,ti
#23	'case control study' OR 'case control':ab,ti OR (case*:ab,ti AND control*:ab,ti) OR 'test-negative':ab,ti OR 'cohort analysis' OR 'cohort study':ab,ti OR 'study cohort':ab,ti OR 'cross-section*':ab,ti OR observational:ab,ti
#24	'non-randomized clinical trial'
#25	'quasi-experimental studies'
#26	'equivalence trial'
#27	non-inferiority trial'
#28	'pragmatic clinical trial'
#29	'superiority trial'
#30	'case-referent studies'
#31	'incidence studies'
#32	#21 OR #22 OR #23 OR #24 OR #25 OR #26 OR #27 OR #28 OR #29 OR #30 OR #31
#33	('animal'/exp OR 'animal') NOT ('human'/exp OR 'human')
#34	#32 NOT #33
#35	#20 AND #34

Embase

#1	((Influenza, Human[MeSH Terms]) OR Influenzavirus A[MeSH Terms]) OR Influenzavirus B[MeSH Terms]
#2	(influenza*[Text Word]) OR flu[Text Word]
#3	#1 OR #2
#4	Vaccines[MeSH Terms]
#5	vaccination[MeSH Terms]
#6	immunization[MeSH Terms]
#7	(vaccin*[Text Word]) OR immuni*[Text Word]) OR inocula*[Text Word]
#8	Trivalent
#9	Quadrivalent
#10	Tetravalent
#11	TIV
#12	QIV
#13	flud
#14	"Fluzone High-Dose"
#15	"Flucelvax"
#16	"FluBlok"
#17	#4 OR #5 OR #6 OR #7 OR #8 OR #9 OR #10 OR #11 OR #12 OR #13 OR #14 OR #15 OR #16
#18	#3 OR #17
#19	influenza vaccines[MeSH Terms]

#20	#18 OR #19
#21	controlled clinical trial[MeSH Terms]
#21	(clinical trial, phase 4[MeSH Terms]) OR clinical trial, phase iv[MeSH Terms]
#23	trial[Title/Abstract]
#24	((case control studies[MeSH Terms]) OR (case*[Title/Abstract] AND control*[Title/Abstract])) OR test negative*[Title/Abstract]
#25	(cohort studies[MeSH Terms]) OR cohort analysis[MeSH Terms]
#26	cross sectional studies[MeSH Terms]
#27	"observational study"
#28	(Non-Randomized Controlled Trials as Topic[MeSH Terms]) OR "Non-Randomized Controlled Trial"
#29	"Non-randomized clinical trial"
#30	"Quasi-Experimental Studies"
#31	"Equivalence trial"
#32	"Non-inferiority trial"
#33	"Pragmatic clinical trial"
#34	"Superiority trial"
#35	"Case-Referent Studies"
#36	"Incidence Studies"
#37	#21 OR #22 OR #23 OR #24 OR #25 OR #26 OR #27 OR #28 OR #29 OR #30 OR #31 OR #32 OR #33 OR #34 OR #35 OR #36
#38	(animals[MeSH Terms]) NOT humans[MeSH Terms]
#39	#37 NOT #38
#40	#20 AND #39

Cumulative Index of Nursing and Allied Health Literature (CINAHL)

S1	(MH "Influenza, Human")
S2	"influenza virus" OR "influenza*" OR "flu"
S3	S1 OR S2
S4	(MH "vaccines" OR "vaccination" OR "immunization ")
S5	"vaccin*" OR "immuni*" OR "inocula*"
S6	Trivalent N3 influenza
S7	Quadrivalent N3 influenza
S8	Tetavalent N3 influenza
S9	TIV
S10	QIV
S11	Fluad
S12	Fluzone High-Dose
S13	Flucelvax
S14	FluBlok
S15	S4 OR S5 OR S6 OR S7 OR S8 OR S9 OR S10 OR S11 OR S12 OR S13 OR S14
S16	S3 AND S15
S17	(MH "Influenza Vaccine") OR (influenza vaccine or influenza vaccination or flu vaccine)
S18	S16 OR S17
S19	MH "Randomized Controlled Trials+" OR randomized controlled trials OR randomised control trials OR "randomized clinical trial" OR randomized controlled study
S20	controlled clinical trial
S21	MH "Quasi-Experimental Studies+"
S22	MH "Nonexperimental Studies+"
S23	MH "Nonrandomized Trials"
S24	(case N2 control)
S25	cohort*
S26	cross-section*
S27	observational
S28	test-negative
S29	Quasi-Experimental Studies
S30	Equivalence trial
S31	Non-inferiority trial
S32	Pragmatic clinical trial
S33	Superiority trial
S34	Case-Referent Studies
S35	Incidence Studies
S36	S19 OR S20 OR S21 OR S22 OR S23 OR S24 OR S25 OR S26 OR S27 OR S28 OR S29 OR S30 OR S31 OR S32 OR S33 OR S34 OR S35
S37	(MH "Animals+") NOT ((MH "Human") OR (humans or people or individuals))
S38	S36 NOT S37
S39	S18 AND S38

CENTRAL

No.	Query
#1	influenza*
#2	MeSH descriptor: [Influenza, Human] explode all trees
#3	"flu"
#4	#1 OR #2 OR #3
#5	vaccin*
#6	immuni*
#7	inocula*
#8	Trivalent NEAR influenza
#9	Quadrivalent NEAR influenza

#10	Tetravalent NEAR influenza
#11	TIV
#12	QIV
#13	Fluad
#14	Fluzone High-Dose
#15	Flucelvax
#16	FluBlok
#17	MeSH descriptor: [Vaccines] explode all trees
#18	MeSH descriptor: [Immunization] explode all trees
#19	#5 OR #6 OR #7 OR #8 OR #9 OR #10 OR #11 OR #12 OR #13 OR #14 OR #15 OR #16 OR #17 OR #18
#20	MeSH descriptor: [Influenza Vaccines] explode all trees
#21	#19 OR #20
#22	#4 AND #21 in Trials

Appendix 2. Grey literature sources

Source	Access link
U.S. National Library of Medicine Clinical Trials Database	https://ClinicalTrials.gov/ct2/home
The Cochrane Library	http://onlinelibrary.wiley.com/cochranelibrary/search
Open Grey	http://www.opengrey.eu
WHO International Clinical Trials Registry Platform	https://apps.who.int/trialsearch/

Appendix 3. Excluded studies

Details (Author Year; Title; DOI)
<i>Exclusion reason-Abstract only</i>
Alyanak 2018; Effectiveness of influenza vaccine for prevention of influenza-associated hospitalizations among high-risk adults in the United States, 2015-2016; DOI: 10.1093/ofid/ofy210.832
Ao 2014; Safety of domestic influenza split virion vaccine for adult use; DOI: NA
Avalos 2018; Trivalent inactivated influenza vaccine (tiv) during pregnancy and risk for adverse infant neurodevelopment; DOI: 10.1002/pds.4629
Ayabe 2008; The efficacy of influenza vaccine for acute exacerbation of chronic obstructive lung disease in elderly patients; DOI: NA
Bénet 2018; Incidence of symptomatic and asymptomatic influenza among healthcare workers: A multicenter prospective cohort study; DOI: 10.1093/ofid/ofy209.065
Bobadilla-Rosado 2019; Influenza infection in the Yucatan during the year 2018; DOI: 10.4269/ajtmh.abstract2019
Boiron 2019; PIN29 Public health and economic impact of vaccination of seniors with a high dose trivalent influenza vaccine in Brazilian private health care system; DOI: 10.1016/j.jval.2019.09.1273
Bukhanova 2019; Assessment of efficacy, safety and immunogenicity of a trivalent split-virus influenza vaccine in patients with rheumatic diseases; DOI: 10.1136/annrheumdis-2019-eular.3663
Burgess 2019; Pragmatic assessment of influenza vaccine effectiveness in the DOD (PAIVED): Influenza-like-illness rates in year 1; DOI: 10.1093/ofid/ofz360.2477
Burgess 2019; Pragmatic assessment of influenza vaccine effectiveness in the DOD (PAIVED): Methods; DOI: 10.1093/ofid/ofz360.2428
Chambers 2015; Safety of seasonal influenza vaccines in pregnancy: VAMPSS update; DOI: 10.1002/pds.3838
Chung 2016; Comparison of influenza vaccine effectiveness estimates using data from the influenza incidence surveillance project and the us influenza vaccine effectiveness network, 2011-12 through 2014-15; DOI: 10.1093/ofid/ofw172.574
Coleman 2018; Department of Defense end-of-season influenza vaccine effectiveness estimates for the 2017-2018 season; DOI: NA
Colmegna 2018; Efficacy of high-dose versus standard-dose influenza vaccine in seropositive rheumatoid arthritis patients; DOI: 10.1002/art.40700
Colombo 2019; Pragmatic assessment of influenza vaccine effectiveness in the DOD (PAIVED): Immunogenicity sub-study; DOI: 10.1093/ofid/ofz360.2434
Comeaux 2019; Safety and immunogenicity of a seasonal influenza vaccine and AD26.RSV.pref vaccine with and without co-administration: a randomized, double-blind, placebo-controlled phase 2A study in adults aged ≥60 years; DOI: 10.1093/ofid/ofz360.2452
Cook 2018; Safety and immunogenicity of a recombinant influenza vaccine: A randomized trial; DOI: 10.1542/peds.2018-2420YYYY
Cordero 2013; Efficacy and safety of influenza vaccination during the first six months post-transplantation; DOI: 10.1111/ajt.12266
Cost 2014; Brief report: mid-season influenza vaccine effectiveness estimates for the 2013-2014 influenza season; DOI: NA
Dahi 2019; Influenza vaccine Coverage and efficacy among King Salman Armed Forces Hospital 2017-2018; DOI: 10.1016/j.jiph.2018.10.043
Donaldson 2012; Increased incidence of COPD exacerbations following influenza vaccination; DOI: 10.1136/thoraxjnl-2012-202678.034
DosSantos 2014; Safety of seasonal influenza vaccination in solid organ transplant recipients; DOI: 10.1002/pds.3701
Doyle 2018; Relative effectiveness of high-dose and standard-dose influenza vaccine against influenza-related hospitalization among older adults-United States, 2015-2017; DOI: 10.1093/ofid/ofy209.020
Dzekova-Vidimliski 2012; Clinical effectiveness of vaccination against influenza in dialysis patients; DOI: 10.1093/ndt/gfs246
Engler 2012; Incidence of myocarditis/pericarditis following smallpox versus influenza vaccination; DOI: 10.1016/S0735-1097(12)61546-0
Fernandez-Sanchez 2019; Vacunaci3n antigripal y antineumoc3cica 23 valencias en pacientes reum3aticos en tratamiento con inmunosupresores; DOI: NA
Flannery 2017; Influenza vaccine effectiveness in the United States during the 2016-2017 season; DOI: 10.1093/ofid/ofx163.1151
Flight 2011; Clinical efficacy of seasonal influenza vaccination in adults with cystic fibrosis; DOI: 10.1136/thoraxjnl-2011-201054b.45
Galtier 2015; Influenza in patients with diabetes and obesity: Vaccine effectiveness against hospitalised influenza and complications after hospitalised influenza-like illness; DOI: 10.1007/s00125-015-3687-4
Gershon 2019; Influenza vaccine effectiveness in older patients with chronic obstructive pulmonary disease (COPD); DOI: NA
Getahun 2017; Association between influenza immunization during pregnancy and perinatal outcomes; DOI: NA

Details (Author Year; Title; DOI)
Giammanco 2005; Immunogenicity and tolerability of two subunit influenza vaccines in patients with chronic obstructive bronchopneumopathy; DOI: NA
Gorse 2017; Enhanced potency and durability of antibody response to seasonal trivalent inactivated influenza vaccine (tiv) combined with a novel water-in-oil adjuvant system at reduced hemagglutinin (HA) doses; DOI: 10.1093/ofid/ofx163.1159
Gravenstein 2016; Effectiveness of high-dose influenza vaccination on hospitalizations of older adults in US nursing homes: Results. From a cluster-randomized controlled trial; DOI: 10.1093/ofid/ofw172.1048
Gravenstein 2018; A cluster-randomized trial of adjuvanted trivalent influenza vaccine vs. standard dose in US nursing homes; DOI: 10.1093/ofid/ofy210.833
Grimaldi-Bensouda 2010; Risk of Guillain-Barré syndrome and vaccination against seasonal flu; DOI: 10.1002/pds.2019
Grimaldi-Bensouda 2011; Guillain-Barré syndrome, influenza-like illnesses and influenza vaccination during seasons with and without circulating a/H1N1 viruses; DOI: 10.1002/pds.2206
Grimaldi-Bensouda 2012; The risk of immune thrombocytopenic purpura associated with vaccines in adults: A multicenter case-control study; DOI: 10.1002/pds.3324
Grimaldi-Bensouda 2012; The risk of systemic lupus erythematosus associated with vaccines: A case-control study in France and Canada; DOI: 10.1002/pds.3324
Grimaldi-Bensouda 2019; Vaccination before first symptom of central demyelination; DOI: 10.1002/pds.4864
HakkiKaya 2016; Path to decrease hospitalizations in heart failure outpatient: Flu vaccine or not?; DOI: 10.1177/2047487316668118
Hansen 2019; Safety of recombinant influenza vaccine compared with inactivated influenza vaccine in adults; DOI: 10.1093/ofid/ofz360.2420
Hapfelmeier 2019; A large case-control study on vaccination as risk factor for multiple sclerosis; DOI: 10.1212/WNL.00000000000008012
Henaff 2019; Seasonal nosocomial influenza infection: A prospective 13 years surveillance among patients and healthcare workers in Lyon, France; DOI: 10.1186/s13756-019-0567-6
Henley 2018; Real-world effectiveness of influenza vaccination in older adults in the UK from 1997-2012: A quasi-experimental cohort study; DOI: 10.1002/pds.4629
Hilmi 2019; Miller Fischer syndrome after vaccination in The United States: A CDC/FDA vaccine adverse event reporting system study, 1999- 2017; DOI: NA
Hoppmann 2016; Vaccination and hospitalization rate in Crohn's disease: Results from a cohort; DOI: NA
Hughes 2014; High-dose vaccine reduces clinical influenza in older adults compared with standard dose; DOI: NA
Hur 2012; Safety of the 2010-2011 influenza vaccinations in the department of veteran affairs; DOI: 10.1002/pds.3324
Hur 2017; Risk of developing Guillain-Barre syndrome following influenza vaccinations in the US veterans population; DOI: 10.1002/pds.4275
Imfeld 2012; Risk of developing Alzheimer's disease in association with influenza infections; DOI: 10.1002/pds.3324
Ishigami 2018; Influenza vaccination and subsequent risk of hospitalization with pneumonia in elderly adults with and without CKD Geisinger Health System cohort; DOI: NA
Izikson 2013; Safety and immunogenicity of FluBlok, a highly purified recombinant influenza vaccine made without eggs or live influenza viruses; DOI: 10.1016/j.jaci.2012.12.717
Jamshed 2017; Randomized study comparing high-dose (HD) influenza vaccine to standard-dose (SD) influenza vaccine in patients with breast cancer age < 65 receiving chemotherapy; DOI: NA
Janackov 2012; Effects of the grippe vaccination, smoking cessation, and short acting beta agonist in COPD subjects; DOI: NA
Ju-ChiLiu 2016; Influenza vaccination reduces relative risk of dementia in patients with heart failure; DOI: 10.1002/ejhf.539
Kim 2018; Effectiveness of 23-valent pneumococcal polysaccharide vaccine and influenza vaccine against pneumococcal pneumonia among elderly patients aged 65 years and older in the republic of Korea: A case-control study; DOI: 10.1093/ofid/ofy210.751
Kissling 2016; Early influenza vaccine effectiveness results 2015-16: I-MOVE multicentre case-control study; DOI: 10.2807/1560-7917.ES.2016.21.6.30134
Klein 2018; Vaccine effectiveness of Flucelvax relative to inactivated influenza vaccine during the 2017-18 influenza season in Northern California; DOI: 10.1093/ofid/ofy229.2189
Knypinski 2019; Retrospective review of maternal and neonatal outcomes of third trimester gravidas with influenza-like illness during the 2017-2018 influenza season; DOI: 10.1016/j.ajog.2019.10.029
Kobayashi 2005; Efficacy of influenza vaccine in reducing hospital admissions among elderly nursing home residents in winter: The Hokkaido influenza study; DOI: NA
Kolhatkar 2018; Influenza vaccination via oral tablet is protective and induces a unique mucosal immune response; DOI: 10.1093/ofid/ofy210.1603
Kumar 2014; Randomized trial of a MF-59 adjuvanted influenza vaccine in kidney transplant recipients; DOI: 10.1097/01.tp.0000452133.17661.04
Kumbhani 2008; Influenza vaccination in secondary prevention from coronary ischemic events in coronary artery disease (FLUCAD); DOI: NA

Details (Author Year; Title; DOI)
Lafaurie 2019; Risk of immune thrombocytopenia induced by influenza vaccine. A nationwide population-based study in France; DOI: 10.1182/blood-2019-124720
Landi 2003; Effects of influenza vaccination on mortality among frail, community-living elderly patients: an observational study; DOI: NA
Langley 2019; A phase I randomized, observer-blind, controlled, dose escalation trial of the safety and tolerability of a single intramuscular dose of a pal adjuvant (laboratory code, FB-631) co-administered with seasonal tiv (2013-2014) to healthy adults ≥18-50 years of age; DOI: 10.1093/ofid/ofz360.2421
Lavalle 2013; Influenza vaccination was not associated with reduction of major cardiovascular events in patients with recent TIA and stroke; DOI: NA
Liao 2018; Effects of influenza vaccination on the admission outcomes of liver cancer: A nationwide matched study; DOI: 10.1159/000490877
Liu 2014; Idiopathic thrombocytopenic purpura after seasonal influenza vaccination; DOI: 10.1002/pds.3701
Lucero-Obusan 2017; Comparative effectiveness of high-dose vs. standard-dose influenza vaccines among veterans: 2015-2016 and 2016-2017 seasons; DOI: 10.1093/ofid/ofxl63.1162
Luo 2013; Comparison of the incidence of influenza like illness in pregnant women with rheumatoid arthritis and women without rheumatoid arthritis who receive an influenza vaccination; DOI: 10.1002/art.38216
Luo 2013; Incidence of influenza-like illness in pregnant women with autoimmune disease and women without autoimmune disease who do or do not receive an influenza vaccination; DOI: 10.1038/ajg.2013.268
Lytras 2017; Severe influenza; Greece 2016-2017: Vaccine failures in type A influenza and risk factors for poor outcome; DOI: 10.1093/ofid/ofx163.1525
Madhi 2014; Efficacy and immunogenicity of inactivated influenza vaccine in pregnant women: a randomized, double-blind, placebo controlled trial; DOI: 10.1016/j.ijid.2014.03.1308
Madhi 2014; Randomized, placebo-controlled trial on safety and efficacy of inactivated influenza vaccination of pregnant women in preventing illness in their infants; DOI: 10.1016/j.ijid.2014.03.480
Mannino 2010; Effectiveness of influenza vaccination with Fluad versus a sub-unit influenza vaccine; DOI: 10.1093/aje/kwq151
Manzoli 2009; Influenza vaccine effectiveness for the elderly: A cohort study involving General Practitioners from Abruzzo, Italy; DOI: NA
Maves 2019; Pragmatic assessment of influenza vaccine effectiveness in the DOD (PAIVED), influenza-like-illnesses (ILIS) sub-study at the marine corps recruit depot-San Diego, CA (MCRD-SD) during the 2018-2019 influenza season; DOI: 10.1093/ofid/ofz360.2433
McLean 2018; Randomized trial of high dose, adjuvanted, and standard inactivated influenza vaccine immune response against egg-and cell-propagated vaccine strains in older adults, 2016-2017 season; DOI: 10.1093/ofid/ofy210.828
McNeil 2016; Influenza vaccine effectiveness in the prevention of influenza-related hospitalization in Canadian adults over the 2011/12 through 2013/14 season: A pooled analysis from the serious outcomes surveillance (SOS) network of the Canadian influenza research network (CIRN); DOI: 10.1093/ofid/ofw194.75
Mixéu 2002; Impact of influenza vaccination on civilian aircrew illness and absenteeism; DOI: NA
Modin 2019; The flu vaccine and mortality in hypertension. a Danish nationwide cohort study; DOI: 10.1093/eurheartj/ehz748.0047
NA: Assessment of efficacy and safety of a trivalent split-virus influenza vaccine in patients with rheumatic diseases; DOI: 10.1136/annrheumdis-2018-eular.1500
Nakafero 2018; Inactivated influenza vaccine prevents respiratory infections and improves all-cause and cause-specific mortality in immunosuppressed people with autoimmune rheumatic diseases: Propensity score adjusted cohort study using data from clinical practice research datalink; DOI: 10.1002/art.40700
Nakafero 2019; Inactivated influenza vaccination does not associate with disease flares in autoimmune rheumatic diseases: A self-controlled case series study using data from the clinical practice research datalink; DOI: 10.1136/annrheumdis-2019-eular.1597
Natori 2016; A pilot randomized controlled trial of adjuvanted versus nonadjuvanted influenza vaccine in adult allogeneic hematopoietic stem cell transplant recipients; DOI: 10.1093/ofid/ofw172.1058
Natori 2017; A randomized trial of high-dose influenza vaccine in adult solid-organ transplant recipients; DOI: 10.1093/ofid/ofx180.000
Nicholls 2004; Outbreak of influenza A (H3N2) in a highly-vaccinated religious community: a retrospective cohort study; DOI: NA
Nichols 2018; 2016-2017 influenza burden of disease and end-of-season influenza vaccine effectiveness (VE) estimates for preventing influenza-related hospitalization among Canadian adults: An analysis from the Canadian immunization research network (CIRN) serious outcomes surveillance (SOS) network; DOI: 10.1093/ofid/ofy210.829
Palani 2017; Does seropositivity translate to protection against influenza? A prospective study among HCWs and patients with chronic respiratory diseases; DOI: NA
Paudel 2019; Relative vaccine efficacy of high-dose vs. standard dose influenza vaccines in preventing probable influenza in a US Medicare fee-for-service population; DOI: 10.1093/ofid/ofz360.2424

Details (Author Year; Title; DOI)
Petrie 2016; No evidence of influenza vaccine effectiveness against antigenically drifted influenza a (H3N2) viruses in a household cohort during the 2014-2015 influenza season; DOI: 10.1093/ofid/ofw172.662
Pitigoi 2012; Is seasonal influenza vaccine effective? Results of three Romanian I-move case-control studies, 2008-2012; DOI: NA
Polachek 2015; Immunogenicity and safety of vaccination against seasonal 2012 influenza virus among patients with psoriatic arthritis and psoriasis; DOI: NA
Puig-Barbera 2015; Influenza H3N2 antigenic drift in hospital admissions with influenza during the 2014-2015 season in the Valencia Hospital Network for the Study of Influenza and Respiratory Viruses Disease, Valencia (Spain); DOI: 10.1016/j.jcv.2015.07.150
Qudah 2012; Encephalitis after vaccination in United States. A report from the CDC/FDA vaccine adverse event reporting system. [1990-2010]; DOI: 10.1212/WNL.78.1
Rattigan 2019; Influence of pre-season antibody titers to influenza on influenza risk in a cohort of healthcare personnel; DOI: 10.1093/ofid/ofz360.483
Regan 2018; Birth outcomes associated with seasonal influenza vaccination during first trimester of pregnancy; DOI: 10.1111/jpc.13882_111
Rogers 2019; Prevalence of influenza-like illness in sheltered homeless populations: A cross-sectional study in Seattle, WA; DOI: 10.1093/ofid/ofz360.1996
Saade 2018; Comparative effectiveness of high-vs. standard-dose influenza vaccine on hospitalization for acute myocardial infarction in nursing-home residents: A post-hoc analysis from a large cluster-randomized trial; DOI: 10.1093/ofid/ofy210.1609
Sarker 2019; Comparison of antibody responses to vaccination with a pure hemagglutinin influenza vaccine (RHA) and licensed subvirion influenza vaccine made in eggs or cell culture in adults 60 years and older; DOI: 10.1093/ofid/ofz360.2415
Segaloff 2017; Influenza vaccination and treatment with antiviral agents among hospitalized adults in the 2014-2015 and 2015-2016 influenza seasons; DOI: 10.1093/ofid/ofx163.740
Seki 2016; Effectiveness of Influenza Vaccine in Adults Using A Test-negative, Case-control Design -2013/2014 and 2014/2015 Seasons; DOI: NA
Shaw 2014; A population-based comparison of influenza vaccination use among individuals with and without IBD; DOI: 10.1016/S0016-5085(14)61557-2
Shay 2017; Effectiveness of influenza vaccine in preventing death among Ontario residents aged ≥65 years during 20 seasons; DOI: 10.1093/ofid/ofx163.1154
Shinde 2019; Induction of broadly cross-reactive immune responses against a(H3N2) viruses: Results of a phase 2 trial of a novel recombinant hemagglutinin saponin-adjuvanted nanoparticle seasonal influenza vaccine; DOI: 10.1093/ofid/ofz360.2430
Silveira 2019; Effectiveness of influenza vaccine for prevention of influenza-associated hospitalizations among immunocompromised adults?2017-2018; DOI: 10.1093/ofid/ofz360.2423
SolerMolina 2019; Evaluation of the effectiveness of the influenza vaccine to prevent severe cases of influenza in a tertiary hospital. Seasons 2012-2013 to 2018-2019; DOI: 10.1186/s13756-019-0567-6
Streeter 2018; Evidence from a quasi-experimental study for the effectiveness of the influenza vaccination against myocardial infarction in UK adults aged at least 65 y; DOI: 10.1002/pds.4629
Subesinghe 2015; Mitigating infection risk. influenza and pneumococcal vaccination in patients with rheumatoid arthritis: A multicentre cross-sectional survey; DOI: 10.1093/rheumatology/kev089.106
Suzuki 2017; Influenza vaccine effectiveness against influenza-associated pneumonia and pneumococcal pneumonia in older adults: A prospective test-negative design study; DOI: 10.1093/ofid/ofx163.1153
Tartof 2017; Safety of influenza vaccination among hospitalized patients; DOI: 10.1093/ofid/ofx163.1150
Tasker 2018; Safety and immunogenicity of Nasovax, a novel intranasal influenza vaccine; DOI: 10.1093/ofid/ofy209.162
Trajceska 2012; Clinical effectiveness of vaccination against influenza in dialysis patients; DOI: NA
Trimble 2015; Comparative effectiveness of high-dose versus standard-dose influenza vaccines in US residents aged 65 years and older from 2012 to 2013 using Medicare data: a retrospective cohort analysis; DOI: 10.1183/20734735.114215
Vachhani 2019; Quantification of humoral immune response to influenza vaccination in MDS; DOI: 10.1182/blood-2019-126176
Vamos 2014; Influenza vaccine effectiveness against hospitalisation and death in people with Type 2 diabetes; DOI: 10.1111/dme.12378_2
VanDoorn 2016; Influenza vaccine effectiveness estimates in the Dutch population from 2003 to 2014: The test-negative design case-control study with different control groups; DOI: 10.1002/pds.4070
Young-Xu 2017; Clinical effectiveness of high-dose versus standard-dose influenza vaccination among Veterans Health Administration patients: A retrospective observational cohort study; DOI: 10.1002/pds.4275
Young-Xu 2018; Clinical effectiveness of high-dose versus standard-dose influenza vaccination among Veterans Health Administration patients: A crossover study; DOI: 10.1002/pds.4629
Zhang 2012; Safety and immunogenicity of domestic influenza virus subunit vaccine; DOI: NA
<i>Exclusion reason- Cannot disaggregate by vaccine type</i>
Andrew 2017; Influenza vaccine effectiveness against influenza-related hospitalization during a season with mixed outbreaks of four influenza viruses: a test-negative case-control study in adults in Canada; DOI: 10.1186/s12879-017-2905-8

Details (Author Year; Title; DOI)
Andrew 2017; The importance of frailty in the assessment of influenza vaccine effectiveness against influenza-related hospitalization in elderly people; DOI: 10.1093/infdis/jix282
Choi 2015; Suboptimal effectiveness of the 2011-2012 seasonal influenza vaccine in adult Korean populations; DOI: 10.1371/journal.pone.0098716
Colucci 2019; On field vaccine effectiveness in three periods of 2018/2019 influenza season in Emilia-Romagna Region; DOI: 10.23750/abm.v90i9-S.8699
Costantino 2019; A mid-term estimate of 2018/2019 vaccine effectiveness to prevent laboratory confirmed A(H1N1)pdm09 and A(H3N2) influenza cases in Sicily (Italy); DOI: 10.1016/j.vaccine.2019.08.014
Cutrell 2019; Statin use and medically attended acute respiratory illness among influenza vaccine recipients; DOI: 10.1016/j.vaccine.2019.09.024
Englund 2013; Effectiveness of trivalent and monovalent influenza vaccines against laboratory-confirmed influenza infection in persons with medically attended influenza-like illness in Bavaria, Germany, 2010/2011 season; DOI: 10.1017/S0950268812002282
Ferdinands 2019; Prevention of influenza hospitalization among adults in the United States, 2015-2016: results from the US hospitalized adult influenza vaccine effectiveness network (HAIVEN); DOI: 10.1093/infdis/jiy723
Fernandez-Ruiz 2015; Impact of squalene-based adjuvanted influenza vaccination on graft outcome in kidney transplant recipients; DOI: 10.1111/tid.12355
Flannery 2019; Influenza vaccine effectiveness in the United States during the 2016-2017 season; DOI: 10.1093/cid/ciy775
Foong 2019; Incidence and etiology of fever following seasonal influenza vaccination in hospitalized patients; DOI: 10.1017/ice.2018.316
Galeotti 2013; Risk of Guillain-Barre syndrome after 2010-2011 influenza vaccination; DOI: 10.1007/s10654-013-9797-8
Gershon 2020; Influenza vaccine effectiveness in preventing hospitalizations in older patients with chronic obstructive pulmonary disease; DOI: 10.1093/infdis/jiz419
Gilbertson 2003; Influenza vaccine delivery and effectiveness in end-stage renal disease; DOI: 10.1046/j.1523-1755.2003.00787.x
Havers 2016; Case-control study of vaccine effectiveness in preventing laboratory-confirmed influenza hospitalizations in older adults, United States, 2010-2011; DOI: 10.1093/cid/ciw512
Jiménez-Jorge 2012; Effectiveness of the 2010-11 seasonal trivalent influenza vaccine in Spain: CycEVA study; DOI: 10.1016/j.vaccine.2012.03.048
Kissling 2013; Low and decreasing vaccine effectiveness against influenza A(H3) in 2011/12 among vaccination target groups in Europe: results from the I-MOVE multicentre case-control study; DOI: 10.2807/ese.18.05.20390-en
Kissling 2014; Influenza vaccine effectiveness estimates in Europe in a season with three influenza type/subtypes circulating: The I-MOVE multicentre case-control study, influenza season 2012/13; DOI: 10.2807/1560-7917.ES2014.19.6.20701
Kissling 2018; 2015/16 I-MOVE/I-MOVE+ multicentre case-control study in Europe: Moderate vaccine effectiveness estimates against influenza A(H1N1)pdm09 and low estimates against lineage-mismatched influenza B among children; DOI: 10.1111/irv.12520
Kissling 2019; Interim 2018/19 influenza vaccine effectiveness: six European studies, October 2018 to January 2019; DOI: 10.2807/1560-7917.es.2019.24.1900121
Kissling 2019 Low 2018/19 vaccine effectiveness against influenza A(H3N2) among 15-64-year-olds in Europe: exploration by birth cohort 0.2807/1560-7917.Es.2019.24.48.1900604
Landi 2003; Effects of influenza vaccination on mortality among frail, community-living elderly patients: An observational study; DOI: 10.1007/BF03324506
McLean 2015; Influenza vaccine effectiveness in the United States during 2012-2013: Variable protection by age and virus type; DOI: 10.1093/infdis/jiu647
Noh 2017; Interim estimates of the effectiveness of the influenza vaccine against A(H3N2) influenza in adults in South Korea, 2016-2017 season; DOI: 10.1371/journal.pone.0178010
Puig-Barbera 2016; Influenza epidemiology and influenza vaccine effectiveness during the 2014-2015 season: annual report from the Global Influenza Hospital Surveillance Network; DOI: 10.1186/s12889-016-3378-1
Puig-Barbera 2012; Effectiveness of the 2010-2011 seasonal influenza vaccine in preventing confirmed influenza hospitalizations in adults: A case-case comparison, case-control study; DOI: 10.1016/j.vaccine.2012.07.006
Rolfes 2019 ; Effects of Influenza Vaccination in the United States during the 2017-2018 Influenza Season; DOI: 10.1093/cid/ciz075
Rondy 2016; Moderate influenza vaccine effectiveness against hospitalisation with A(H3N2) and A(H1N1) influenza in 2013-14: Results from the InNHOVE network; DOI: 10.1080/21645515.2015.1126013
Rondy 2018 ; Interim 2017/18 influenza seasonal vaccine effectiveness: combined results from five European studies; DOI: 10.2807/1560-7917.es.2018.23.9.18-00086
Skowronski 2014; Influenza A/subtype and B/lineage effectiveness estimates for the 2011-2012 trivalent vaccine: Cross-season and cross-lineage protection with unchanged vaccine; DOI: 10.1093/infdis/jiu048
Souty 2017; Early estimates of 2016/17 seasonal influenza vaccine effectiveness in primary care in France; DOI: 10.1016/j.jcv.2017.08.002

Details (Author Year; Title; DOI)
Treanor 2012; Effectiveness of seasonal influenza vaccines in the United States during a season with circulation of all three vaccine strains; DOI: 10.1093/cid/cis574
Valenciano 2015; The European I-MOVE multicentre 2013-2014 case-control study. Homogeneous moderate influenza vaccine effectiveness against A(H1N1)pdm09 and heterogenous results by country against A(H3N2); DOI: 10.1016/j.vaccine.2015.04.012
Valenciano 2018; Exploring the effect of previous inactivated influenza vaccination on seasonal influenza vaccine effectiveness against medically attended influenza: Results of the European I-MOVE multicentre test-negative case-control study, 2011/2012-2016/2017; DOI: 10.1111/irv.12562
Sanchez-Paya 2010; [Frequency and factors associated with adverse reactions following the administration of influenza vaccine in personal health during the 2009-2010 Season]; DOI: NA
<i>Exclusion reason- Conference abstract</i>
Ball 2017; The pregnancy vaccine effectiveness network (prevent): Establishing a multi-country cohort to estimate vaccine effectiveness (VE) against hospitalized influenza during pregnancy; DOI: 10.1093/ofid/ofx163.1155
Bersanelli 2017; Influenza vaccine indication during anticancer therapy with immune checkpoint inhibitors: A transversal challenge for patient's counselling - Preliminary analysis of the INVIDIa study; DOI: 10.1093/annonc/mdx711
Branagan 2016; Lower rates of influenza infection following two dose series of high dose vaccination in plasma cell disorders: results of a randomized, double-blind, placebo-assisted clinical trial; DOI: NA
Chan 2013; The efficacy of influenza vaccination is reduced in nursing home older adults with moderate to severe renal impairment; DOI: 10.1016/j.jamda.2012.08.013
Christiansen 2019; Influenza vaccination and 1-year risk of myocardial infarction, stroke, heart failure, pneumonia, and mortality among intensive care unit survivors aged 65 years or older: a nationwide population-based cohort study; DOI: 10.1007/s00134-019-05648-4
<i>Exclusion reason- Data not available by vaccine type</i>
Ahrens 2014; Seasonal influenza vaccination during pregnancy and the risks of preterm delivery and small for gestational age birth; DOI: 10.1111/ppe.12152
Alfelali 2019; Influenza vaccine effectiveness among Hajj pilgrims: a test-negative case-control analysis of data from different Hajj years; DOI: 10.1080/14760584.2019.1646130
Alguacil-Ramos 2015; Safety of influenza vaccines in risk groups: analysis of adverse events following immunization reported in Valencian Community from 2005 to 2011; DOI: NA
Amour 2012; Influenza vaccine effectiveness among adult patients in a University of Lyon hospital (2004-2009); DOI: 10.1016/j.vaccine.2011.11.033
Andrews 2014; Effectiveness of trivalent seasonal influenza vaccine in preventing laboratory-confirmed influenza in primary care in the United Kingdom: 2012/13 end of season results; DOI: NA
Arriola 2017; Association of influenza vaccination during pregnancy with birth outcomes in Nicaragua; DOI: 10.1016/j.vaccine.2017.04.045
Arriola 2017; Influenza vaccination modifies disease severity among community-dwelling adults hospitalized with influenza; DOI: 10.1093/cid/cix468
Atamna 2016; Seasonal influenza vaccination effectiveness and compliance among hospital health care workers; DOI: NA
Awadalla 2019; Influenza vaccination and myocarditis among patients receiving immune checkpoint inhibitors; DOI: 10.1186/s40425-019-0535-y
Belongia 2009; Effectiveness of inactivated influenza vaccines varied substantially with antigenic match from the 2004-2005 season to the 2006-2007 season; DOI: 10.1086/595861
Belongia 2011; Influenza vaccine effectiveness in Wisconsin during the 2007-08 season: Comparison of interim and final results; DOI: 10.1016/j.vaccine.2011.07.002
Bissielo 2016; Effectiveness of seasonal influenza vaccine in preventing influenza primary care visits and hospitalisation in Auckland, New Zealand in 2015: interim estimates; DOI: 10.2807/1560-7917.es.2016.21.1.30101
Blanchette 2018; Influenza vaccine effectiveness among cancer patients: A population-based study using health administrative and laboratory testing data from Ontario, Canada; DOI: 10.1093/annonc/mdy297.021
Blanchette 2019; Influenza vaccine effectiveness among patients with cancer: a population-based study using health administrative and laboratory testing data from Ontario, Canada; DOI: 10.1200/JCO.19.00354
Blaya-Novakova 2016; Effects of annual influenza vaccination on mortality in patients with heart failure; DOI: 10.1093/eurpub/ckw141
Bragstad 2013; Low vaccine effectiveness against influenza A(H3N2) virus among elderly people in Denmark in 2012/13--a rapid epidemiological and virological assessment; DOI: NA
Campitelli 2010; Influenza vaccination and all-cause mortality in community-dwelling elderly in Ontario, Canada, a cohort study; DOI: 10.1016/j.vaccine.2010.10.049
Campos 2008; Influenza vaccination in subjects with alpha1-antitrypsin deficiency; DOI: NA
Carter 2019; Safety and immunogenicity of investigational seasonal influenza hemagglutinin DNA vaccine followed by trivalent inactivated vaccine administered intradermally or intramuscularly in healthy adults: An open-label randomized phase 1 clinical trial; DOI: 10.1371/journal.pone.0222178

Details (Author Year; Title; DOI)
Carville 2015; Understanding influenza vaccine protection in the community: An assessment of the 2013 influenza season in Victoria, Australia; DOI: 10.1016/j.vaccine.2014.11.019
Castilla 2013; Decline in influenza vaccine effectiveness with time after vaccination, Navarre, Spain, season 2011/12; DOI: 10.2807/ese.18.05.20388-en
Castilla 2013; Early estimates of influenza vaccine effectiveness in Navarre, Spain: 2012/13 mid-season analysis; DOI: NA
Castilla 2013; Influenza vaccine effectiveness in preventing outpatient, inpatient, and severe cases of laboratory-confirmed influenza; DOI: 10.1093/cid/cit194
Christiansen 2013; Impact of influenza vaccination on risk of myocardial infarction, pneumonia, and death in elderly patients surviving intensive care: A cohort study; DOI: 10.1002/pds.3512
Donahue 2019; Inactivated influenza vaccine and spontaneous abortion in the Vaccine Safety Datalink in 2012-13, 2013-14, and 2014-15; DOI: 10.1016/j.vaccine.2019.09.035
Doty 2014; Influenza vaccinations and chemosensory function; DOI: 10.2500/ajra.2014.28.3987
Emborg 2016; Influenza vaccine effectiveness in adults 65 years and older, Denmark, 2015/16 - A rapid epidemiological and virological assessment; DOI: 10.2807/1560-7917.es.2016.21.14.30189
Godoy 2018; Influenza vaccine effectiveness in reducing severe outcomes over six influenza seasons, a case-case analysis, Spain, 2010/11 to 2015/16; DOI: 10.2807/1560-7917.ES.2018.23.43.1700732
Hajiabdolbaghi 2010; Adverse reactions of trivalent influenza vaccine in HIV-infected individuals; DOI: NA
Hui 2008; Effectiveness of influenza vaccine in preventing influenza-like illness among Faculty of Dentistry staff and students in Universiti Kebangsaan Malaysia; DOI: NA
Ishikane 2016; Seasonal influenza vaccine (A/New York/39/2012) effectiveness against influenza A virus of health care workers in a long term care facility attached with the hospital, Japan, 2014/15: A cohort study; DOI: 10.1016/j.jiac.2016.03.011
Ju-Chi 2016; Influenza vaccination reduces dementia risk in chronic kidney disease patients: A population-based cohort study; DOI: 10.1097/MD.0000000000002868
Kaya 2017; Influence of influenza vaccination on recurrent hospitalization in patients with heart failure; DOI: 10.1007/s00059-016-4460-2
Kissling 2011; Early estimates of seasonal influenza vaccine effectiveness in Europe, 2010/11: I-MOVE, a multicentre case-control study; DOI: 10.2807/ese.16.11.19818-en
Kissling 2011; I-move multi-centre case control study 2010-11: Overall and stratified estimates of influenza vaccine effectiveness in Europe; DOI: 10.1371/journal.pone.0027622
Kopel 2014; Influenza vaccine and survival in acute heart failure; DOI: 10.1002/ejhf.14
Kwong 2013; Vaccine effectiveness against laboratory-confirmed influenza hospitalizations among elderly adults during the 2010-2011 season; DOI: 10.1093/cid/cit404
Leung 2007; Effectiveness of influenza vaccination among elderly home residents in Hong Kong: A retrospective cohort study; DOI: NA
Levy 2014; Influenza vaccine effectiveness estimates for Western Australia during a period of vaccine and virus strain stability, 2010 to 2012; DOI: 10.1016/j.vaccine.2014.08.066
Levy 2014; Influenza vaccine effectiveness in the tropics: Moderate protection in a surveillance population in Bangkok between august 2009 and January 2013; DOI: NA
Martinez-Baz 2019; Remaining effect of influenza vaccines received in prior seasons; DOI: 10.1093/infdis/jiz266
McMenamin 2013; Effectiveness of seasonal 2012/13 vaccine in preventing laboratory-confirmed influenza infection in primary care in the United Kingdom: mid-season analysis 2012/13; DOI: 10.2807/ese.18.05.20393-en
Mira-Iglesias 2018; Influenza vaccine effectiveness in preventing hospitalisation of individuals 60 years of age and over with laboratory-confirmed influenza, Valencia Region, Spain, influenza season 2016/17; DOI: 10.2807/1560-7917.es.2018.23.8.17-00318
Molgaard-Nielsen 2019; Effectiveness of maternal immunization with trivalent inactivated influenza vaccine in pregnant women and their infants; DOI: 10.1111/joim.12947
Paradowska-Stankiewicz 2018; Vaccine effectiveness against influenza in 2015/16 in hospital and ambulatory medical care facilities: polish results of the European I-MOVE+ Multicenter Study; DOI: 10.1007/5584_2017_69
<i>Exclusion reason- Duplicate</i>
Butler 2020; Comparative effectiveness of high-dose versus standard-dose influenza vaccine among patients receiving maintenance hemodialysis; DOI: 10.1053/j.ajkd.2019.05.018
Essink 2019; Immunogenicity and safety of MF59-adjuvanted quadrivalent influenza vaccine versus standard and alternate B strain MF59-adjuvanted trivalent influenza vaccines in older adults; DOI: 10.1016/j.vaccine.2019.10.021
Frey 2014; Comparison of the safety and immunogenicity of an MF59(R)-adjuvanted with a non-adjuvanted seasonal influenza vaccine in elderly subjects; DOI: 10.1016/j.vaccine.2014.07.013
Herbinger 2014; A phase II study of an investigational tetravalent influenza vaccine formulation combining MF59®: Adjuvanted, pre-pandemic, A/H5N1vaccine and trivalent seasonal influenza vaccine in healthy adults; DOI: 10.4161/hv.26495
Izikson 2015; Randomized comparison of the safety of Flublok versus licensed inactivated influenza vaccine in healthy, medically stable adults >50 years of age; DOI: 10.1016/j.vaccine.2015.10.097

Details (Author Year; Title; DOI)
Izurieta 2019; Relative effectiveness of cell-cultured and egg-based influenza vaccines among the U.S. elderly, 2018-19; DOI: 10.1002/pds.4864
Jamshed 2015; Randomized pilot study comparing high-dose (HD) influenza vaccine to standard-dose (SD) influenza vaccine in adult oncology patients younger than 65 receiving chemotherapy; DOI: NA
Lu 2019; Effect of age on relative effectiveness of high-dose versus standard-dose influenza vaccines among US Medicare beneficiaries Aged ≥65 Years; DOI: 10.1093/infdis/jiz360
NA: Safety and immunogenicity of high-dose quadrivalent influenza vaccine in adults ≥65years of age: A phase 3 randomized clinical trial; DOI: 10.1016/j.vaccine.2019.08.016
Otten 2018; A phase 1, randomized, observer blind, antigen and adjuvant dosage finding study to evaluate the safety and immunogenicity of an adjuvanted, trivalent subunit influenza vaccine in elderly subjects ≥65 years of age; DOI: 10.1093/ofid/ofy210.2142
Otten 2019; A phase 1, randomized, observer blind, antigen and adjuvant dosage finding clinical trial to evaluate the safety and immunogenicity of an adjuvanted, trivalent subunit influenza vaccine in adults ≥65 years of age; DOI: 10.1016/j.vaccine.2019.10.058
Rondy 2017; Repeated seasonal influenza vaccination among elderly in Europe: Effects on laboratory confirmed hospitalised influenza; DOI: 10.1016/j.vaccine.2017.06.088
Shay 2017; Comparative effectiveness of high-dose versus standard-dose influenza vaccines among US Medicare beneficiaries in preventing postinfluenza deaths during 2012-2013 and 2013-2014; DOI: 10.1093/infdis/jiw641
Song 2019; Immunogenicity and safety of an egg-based inactivated quadrivalent influenza vaccine (GC3110A) versus two inactivated trivalent influenza vaccines with alternate B strains: A phase randomized clinical trial in adults; DOI: 10.1080/21645515.2018.1536589
Treanor 2011; Protective efficacy of a trivalent recombinant hemagglutinin protein vaccine (FluBlok(R)) against influenza in healthy adults: a randomized, placebo-controlled trial; DOI: 10.1016/j.vaccine.2011.07.128
Tsai 2011; Explorations of clinical trials and pharmacovigilance databases of MF59®-adjuvanted influenza vaccines for associated cases of narcolepsy; DOI: 10.3109/00365548.2011.580777
Tsang 2014; Immunogenicity and safety of Fluzone® intradermal and high-dose influenza vaccines in older adults ≥65 years of age: A randomized, controlled, phase II trial; DOI: 10.1016/j.vaccine.2013.09.074
Vinnemeier 2014; Immunogenicity and safety of an inactivated 2012/2013 trivalent influenza vaccine produced in mammalian cell culture (Optaflu(R)): an open label, uncontrolled study; DOI: 10.4161/hv.27140
Young-Xu 2018; Clinical effectiveness of high-dose trivalent vs. quadrivalent influenza vaccination among Veterans Health Administration patients; DOI: 10.1093/ofid/ofy210.826
Li 2008; Study on the safety and immunogenicity of MF59-adjuvanted influenza subunit vaccine in Chinese elderly; DOI: NA
<i>Exclusion reason- Immunogenicity study</i>
Kavian 2020; Assessment of enhanced influenza vaccination finds that FluAd conveys an advantage in mice and older adults; DOI: 10.1002/cti2.1107
Khurana 2019; Repeat vaccination reduces antibody affinity maturation across different influenza vaccine platforms in humans; DOI: 10.1038/s41467-019-11296-5
L'Huillier 2020; Cell-mediated immune responses after influenza vaccination of solid organ transplant recipients: Secondary outcomes analyses of a randomized controlled trial; DOI: 10.1093/infdis/jiz471
<i>Exclusion reason- Incorrect vaccine</i>
Agarkhedkar 2019; Immunogenicity and safety of an intramuscular split-virion quadrivalent inactivated influenza vaccine in individuals aged ≥6 months in India; DOI: 10.1080/21645515.2019.1565259
Ando 2019; Estimation of the effectiveness of quadrivalent influenza vaccines by distinguishing between influenza A (H1N1) pdm09 and influenza A (H3N2) using rapid influenza diagnostic tests during the 2018-2019 Season; DOI: 10.2169/internalmedicine.3616-19
Anh 2016; Randomized safety and immunogenicity trial of a seasonal trivalent inactivated split virion influenza vaccine (IVACFLU-S) in healthy young Vietnamese adults; DOI: 10.1016/j.vaccine.2016.08.052
Ansaldi 2012; Phase 4 randomized trial of intradermal low-antigen-content inactivated influenza vaccine vs. standard-dose intramuscular vaccine in HIV-1-infected adults; DOI: 10.4161/hv.20347
Ansaldi 2013; Head-to-head comparison of an intradermal and a virosome influenza vaccine in patients over the age of 60: Evaluation of immunogenicity, cross-protection, safety and tolerability; DOI: 10.4161/hv.23240
Asavapiryanont 2018; Tolerability of trivalent inactivated influenza vaccine among pregnant women, 2015; DOI: 10.1186/s12884-018-1712-6
Atsmon 2012; Safety and immunogenicity of multimeric-001--a novel universal influenza vaccine; DOI: 10.1007/s10875-011-9632-5
Baluch 2012; A randomized controlled trial of high-dose intradermal vs. standard intramuscular influenza vaccine in solid organ transplant recipients; DOI: 10.1111/j.1600-6143.2012.04112.x
Barret 2012; Effectiveness of 2010/2011 seasonal influenza vaccine in Ireland; DOI: NA
Bassetti 2019; The burden of severe cases of Influenza disease: The Friuli Venezia Giulia Region experience; DOI: 10.15167/2421-4248/jpmh2019.60.3.1314

Details (Author Year; Title; DOI)
Beran 2009; Challenge of conducting a placebo-controlled randomized efficacy study for influenza vaccine in a season with low attack rate and a mismatched vaccine B strain: A concrete example; DOI: 10.1186/1471-2334-9-2
Beran 2009; Efficacy of inactivated split-virus influenza vaccine against culture-confirmed influenza in healthy adults: A prospective, randomized, placebo-controlled trial; DOI: 10.1086/648406
Beran 2013; Immunogenicity and safety of quadrivalent versus trivalent inactivated influenza vaccine: a randomized, controlled trial in adults; DOI:10.1186/1471-2334-13-224
Berglund 2014; The response to vaccination against influenza A(H1N1) 2009, seasonal influenza and Streptococcus pneumoniae in adult outpatients with ongoing treatment for cancer with and without rituximab; DOI: 10.3109/0284186x.2014.914243
Bernstein 2020; Immunogenicity of chimeric haemagglutinin-based, universal influenza virus vaccine candidates: interim results of a randomised, placebo-controlled, phase 1 clinical trial; DOI: 10.1016/s1473-3099(19)30393-7
Cappelletti 2012; Immunogenicity and safety of seasonal influenza vaccination in patients with classic Kaposi's sarcoma; DOI: 10.1038/jid.2012.151
Castilla 2011; Effectiveness of trivalent seasonal and monovalent influenza A(H1N1)2009 vaccines in population with major chronic conditions of Navarre, Spain: 2010/11 mid-season analysis; DOI: NA
Castilla 2014; Vaccine effectiveness in preventing laboratory-confirmed influenza in Navarre, Spain: 2013/14 mid-season analysis; DOI: 10.2807/1560-7917.es2014.19.6.20700
Castilla 2015; Enhanced estimates of the influenza vaccination effect in preventing mortality a prospective cohort study; DOI: 10.1097/MD.0000000000001240
Castilla 2016; Effects of previous episodes of influenza and vaccination in preventing laboratory-confirmed influenza in Navarre, Spain, 2013/14 season; DOI: 10.2807/1560-7917.es.2016.21.22.30243
Castilla 2017; Combined effectiveness of prior and current season influenza vaccination in northern Spain: 2016/17 mid-season analysis; DOI: 10.2807/1560-7917.ES.2017.22.7.30465
Castilla 2018; Comparison of influenza vaccine effectiveness in preventing outpatient and inpatient influenza cases in older adults, northern Spain, 2010/11 to 2015/16; DOI: 10.2807/1560-7917.es.2018.23.2.16-00780
Castilla 2018; Interim effectiveness of trivalent influenza vaccine in a season dominated by lineage mismatched influenza B, northern Spain, 2017/18; DOI: 10.2807/1560-7917.es.2018.23.7.18-00057
Castilla 2020; Effectiveness of the current and prior influenza vaccinations in Northern Spain, 2018-2019; DOI: 10.1016/j.vaccine.2020.01.028
Castillejos 2019; High performance of rapid influenza diagnostic test and variable effectiveness of influenza vaccines in Mexico; DOI: 10.1016/j.ijid.2019.08.029
Chang 2019; Guillain-Barre syndrome after trivalent influenza vaccination in adults; DOI: 10.3389/fneur.2019.00768
Cheng 2011; Effectiveness of H1N1/09 monovalent and trivalent influenza vaccines against hospitalization with laboratory-confirmed H1N1/09 influenza in Australia: a test-negative case control study; DOI: 10.1016/j.vaccine.2011.07.087
Cheng 2013; Influenza epidemiology, vaccine coverage and vaccine effectiveness in sentinel Australian hospitals in 2012: the Influenza Complications Alert Network (FluCAN); DOI: NA
Cheng 2014; Influenza epidemiology, vaccine coverage and vaccine effectiveness in sentinel Australian hospitals in 2013: the Influenza Complications Alert Network; DOI: NA
Choi 2013; Case-control study of the effectiveness of the 2010-2011 seasonal influenza vaccine for prevention of laboratory-confirmed influenza virus infection in the Korean adult population; DOI: 10.1128/CVI.00009-13
Cohen-Hagai 2019; Effectiveness of influenza vaccine in hemodialyzed patients: A retrospective study; DOI: 10.1111/1744-9987.12742
Demeulemeester 2017; Rapid safety assessment of a seasonal intradermal trivalent influenza vaccine; DOI: 10.1080/21645515.2016.1253644
Dhar 2019; Hemagglutinin-stalk antibody responses following trivalent inactivated influenza vaccine immunization of pregnant women and association with protection from influenza virus illness; DOI: 10.1093/cid/ciz927
DosSantos 2019; Enhanced Safety Surveillance of GSK's quadrivalent seasonal influenza vaccine in Belgium, Germany, and Spain for the 2018/19 season: Interim analysis; DOI: 10.1007/s12325-019-01105-2
Eick-Cost 2012; Effectiveness of seasonal influenza vaccines against influenza-associated illnesses among US military personnel in 2010-11: A case-control approach; DOI: 10.1371/journal.pone.0041435
ElOmeiri 2018; Seasonal influenza vaccine effectiveness against laboratory-confirmed influenza hospitalizations - Latin America, 2013; DOI: 10.1016/j.vaccine.2017.06.036
Francis 2015; A novel peptide-based pan-influenza A vaccine: A double blind, randomised clinical trial of immunogenicity and safety; DOI: 10.1016/j.vaccine.2014.06.006
Frenck 2011; Comparison of the immunogenicity and safety of a split-virion, inactivated, trivalent influenza vaccine (Fluzone®) administered by intradermal and intramuscular route in healthy adults; DOI: 10.1016/j.vaccine.2011.06.010
Gao 2016; Safety and immunogenicity of 3 seasonal trivalent influenza vaccines in the Chinese military; DOI: 10.1080/21645515.2016.1194147
Gefenaite 2014; Seasonal influenza vaccine effectiveness against influenza in 2012-2013: A hospital-based case-control study in Lithuania; DOI: 10.1016/j.vaccine.2013.12.021

Details (Author Year; Title; DOI)
Gershon 2019; Influenza vaccine effectiveness in preventing hospitalizations in older patients with chronic obstructive pulmonary disease; DOI: 10.1093/infdis/jiz419
Gorse 2013; Intradermally-administered influenza virus vaccine is safe and immunogenic in healthy adults 18-64 years of age; DOI: 10.1016/j.vaccine.2013.03.008
Gorse 2015; Safety and immunogenicity of a quadrivalent intradermal influenza vaccine in adults; DOI: 10.1016/j.vaccine.2015.01.025
Greenberg 2013; Safety and immunogenicity of a quadrivalent inactivated influenza vaccine compared to licensed trivalent inactivated influenza vaccines in adults; DOI: 10.1016/j.vaccine.2012.11.074
Greenberg 2017; Safety and immunogenicity of a quadrivalent influenza vaccine in adults 65y of age and older; DOI: 10.1080/21645515.2017.1344375
Gunnes 2020; Seasonal and pandemic influenza during pregnancy and risk of fetal death: A Norwegian registry-based cohort study; DOI: 10.1007/s10654-020-00600-z
Guo 2018; Safety and immunogenicity of influenza vaccine (split virion) in humans; DOI: 10.3760/cma.j.issn.0254-5101.2018.05.006
Hardelid 2012; Effectiveness of trivalent and pandemic influenza vaccines in England and Wales 2008-2010: Results from a cohort study in general practice; DOI: 10.1016/j.vaccine.2011.12.038
Hasan 2015; Effect of influenza vaccination on acute respiratory symptoms in Malaysian Hajj pilgrims; DOI: 10.1007/s10903-014-0059-y
Hedlund 2003; Effects of a large-scale intervention with influenza and 23-valent pneumococcal vaccines in elderly people: A 1-year follow-up; DOI: 10.1016/S0264-410X(03)00296-2
Hergens 2017; Mid-season real-time estimates of seasonal influenza vaccine effectiveness in persons 65 years and older in register-based surveillance, Stockholm county, Sweden, and Finland, January 2017; DOI: 10.2807/1560-7917.ES.2017.22.8.30469
Ho 2012; The impact of influenza vaccinations on the adverse effects and hospitalization rate in the elderly: a national based study in an Asian country; DOI: 10.1371/journal.pone.0050337
Holvast 2006; Safety and efficacy of influenza vaccination in systemic lupus erythematosus patients with quiescent disease; DOI: 10.1136/ard.2005.043943
Howard 2013; Virus detection and its association with symptoms during influenza-like illness in a sample of healthy adults enrolled in a randomised controlled vaccine trial; DOI: 10.1111/j.1750-2659.2012.00395.x
Hu 2019; Immunogenicity and safety of a trivalent inactivated influenza vaccine produced in Shenzhen, China versus a comparator influenza vaccine: a phase IV randomized study; DOI: 10.1080/21645515.2019.1581541
Hung 2010; Prevention of acute myocardial infarction and stroke among elderly persons by dual pneumococcal and influenza vaccination: A prospective cohort study; DOI: 10.1086/656587
Ishigami 2019; Effectiveness of Influenza Vaccination Among Older Adults Across Kidney Function: Pooled Analysis of 2005-2006 Through 2014-2015 Influenza Seasons; DOI: 10.1053/j.ajkd.2019.09.008
Jackson 2010; Safety, efficacy, and immunogenicity of an inactivated influenza vaccine in healthy adults: a randomized, placebo-controlled trial over two influenza seasons; DOI: 10.1186/1471-2334-10-71
Janjua 2012; Estimates of influenza vaccine effectiveness for 2007-2008 from Canada's sentinel surveillance system: Cross-protection against major and minor variants; DOI: 10.1093/infdis/jjs283
Jeffs 2015; Randomized trial investigating the safety and efficacy of influenza vaccination in patients with antineutrophil cytoplasmic antibody-associated vasculitis; DOI: 10.1111/nep.12416
Jha 2020; Overview of seasonal influenza and recommended vaccine during the 2016/2017 season in Nepal; DOI: 10.1016/j.heliyon.2020.e03304
Jick 2010; Effectiveness of influenza vaccination in the United Kingdom, 1996-2007; DOI: 10.1592/phco.30.12.1199
Jing-Xia 2017; Safety and effectiveness assessment of 2011-2012 seasonal influenza vaccine produced in China: a randomized trial; DOI: 10.1080/00325481.2017.1369133
Johnson 2015; Safety and immunogenicity of cell culture-derived A/H3N2 variant influenza vaccines: A phase I randomized, observer-blind, dose-ranging study; DOI: 10.1093/infdis/jiu826
Kang 2016; Immunogenicity and safety of trivalent split influenza vaccine in healthy Korean adults with low pre-existing antibody levels: An open phase I trial; DOI: 10.3349/ymj.2016.57.6.1354
Kawai 2003; A prospective, internet-based study of the effectiveness and safety of influenza vaccination in the 2001-2002 influenza season; DOI: 10.1016/s0264-410x(03)00508-5
Kharbanda 2013; Inactivated influenza vaccine during pregnancy and risks for adverse obstetric events; DOI: 10.1097/AOG.0b013e3182a1118a
Kieninger 2013; Immunogenicity, reactogenicity and safety of an inactivated quadrivalent influenza vaccine candidate versus inactivated trivalent influenza vaccine: a phase III, randomized trial in adults aged >18 years; DOI: 10.1186/1471-2334-13-343
Kuliese 2017; Seasonal influenza vaccine effectiveness against laboratory-confirmed influenza in 2015-2016: A hospital-based test-negative case-control study in Lithuania; DOI: 10.1136/bmjopen-2017-017835

Details (Author Year; Title; DOI)
Kwong 2020; The impact of repeated vaccination using 10-year vaccination history on protection against influenza in older adults: a test-negative design study across the 2010/11 to 2015/16 influenza seasons in Ontario, Canada; DOI: 10.2807/1560-7917.ES.2020.25.1.1900245
Lan 2019; A phase 2/3 double blind, randomized, placebo-controlled study to evaluate the safety and immunogenicity of a seasonal trivalent inactivated split-virion influenza vaccine (IVACFLU-S) in healthy adults in Vietnam; DOI: 10.1080/21645515.2019.1613127
Lee 2014; The impact of influenza vaccination on hospitalizations and mortality among frail older people; DOI: 10.1016/j.jamda.2013.12.003
Leval 2016; Real-time real-world analysis of seasonal influenza vaccine effectiveness: method development and assessment of a population-based cohort in Stockholm County, Sweden, seasons 2011/12 to 2014/15; DOI: 10.2807/1560-7917.es.2016.21.43.30381
Li 2014; A randomized, controlled, blinded study of the safety, immunogenicity and batch consistency of Aleph inactivated split influenza vaccine made in China in Chinese people; DOI: 10.4161/hv.27329
Liebowitz 2020; Efficacy, immunogenicity, and safety of an oral influenza vaccine: a placebo-controlled and active-controlled phase 2 human challenge study; DOI: 10.1016/S1473-3099(19)30584-5
Lin 2012; AdimFlu-S [®] influenza A (H1N1) vaccine during pregnancy: The Taiwanese pharmacovigilance survey; DOI: 10.1016/j.vaccine.2012.02.008
Lin 2013; The safety and immunogenicity of trivalent inactivated influenza vaccination: A study of maternal-cord blood pairs in Taiwan; DOI: 10.1371/journal.pone.0062983
Lo 2013; Surveillance and Vaccine Effectiveness of an Influenza Epidemic Predominated by Vaccine-Mismatched Influenza B/Yamagata-Lineage Viruses in Taiwan, 2011-12 Season; DOI: 10.1371/journal.pone.0058222
Loebermann 2011; Safety and immunogenicity of a trivalent single dose seasonal influenza vaccine containing pandemic A(H1N1) antigen in younger and elderly subjects: a phase III open-label single-arm study; DOI: NA
Luo 2013; Immunogenicity and safety of three 2010-2011 seasonal trivalent influenza vaccines in Chinese toddlers, children and older adults: a double-blind and randomized trial; DOI: 10.4161/hv.24832
Madan 2017; Evaluation of a primary course of H9N2 vaccine with or without AS03 adjuvant in adults: A phase I/II randomized trial; DOI: 10.1016/j.vaccine.2017.07.013
Madhi 2011; Trivalent inactivated influenza vaccine in African adults infected with human immunodeficient virus: Double blind, randomized Clinical trial of efficacy, immunogenicity, and safety; DOI: 10.1093/cid/ciq004
Maltezos 2013; Impact of postpartum influenza vaccination of mothers and household contacts in preventing febrile episodes, influenza-like illness, healthcare seeking, and administration of antibiotics in young infants during the 2012-2013 influenza season; DOI: 10.1093/cid/cit599
Martinez-Baz 2013; Effectiveness of the trivalent influenza vaccine in Navarre, Spain, 2010-2011: a population-based test-negative case-control study; DOI: 10.1186/1471-2458-13-191
Martinez-Baz 2015; Influenza vaccine effectiveness in preventing inpatient and outpatient cases in a season dominated by vaccine-matched influenza B virus; DOI: 10.1080/21645515.2015.1038002
McBride 2016; Efficacy of a trivalent influenza vaccine against seasonal strains and against 2009 pandemic H1N1: a randomized, placebo-controlled trial; DOI: 10.1016/j.vaccine.2016.08.038
McElhaney 2013; AS03-adjuvanted versus non-adjuvanted inactivated trivalent influenza vaccine against seasonal influenza in elderly people: A phase 3 randomised trial; DOI: 10.1016/S1473-3099(13)70046-X
McEvoy 2012; A retrospective survey of the safety of trivalent influenza vaccine among adults working in healthcare settings in south metropolitan Perth, Western Australia, in 2010; DOI: 10.1016/j.vaccine.2011.09.001
McNeil 2015; Interim estimates of 2014/15 influenza vaccine effectiveness in preventing laboratory-confirmed influenza-related hospitalisation from the Serious Outcomes Surveillance Network of the Canadian Immunization Research Network, January 2015; DOI: 10.2807/1560-7917.ES2015.20.5.21024
Michiels 2006; The effect of giving influenza vaccination to general practitioners: a controlled trial; DOI: 10.1186/1741-7015-4-17
Mo 2017; Immunogenicity and safety of a trivalent inactivated influenza vaccine produced in Shenzhen, China; DOI: 10.1080/21645515.2017.1285475
Montalban 2018; Immunogenicity and safety of the 2015 Southern Hemisphere formulation of a split-virion inactivated quadrivalent vaccine; DOI: 10.1080/21645515.2017.1377378
Monto 2009; Comparative efficacy of inactivated and live attenuated influenza vaccines; DOI: 10.1056/NEJMoa0808652
Moon 2009; tiv more effective than LAIV at preventing influenza A in adults; DOI: NA
Munoz 2016; Adverse events self-declaration system and influenza vaccination coverage of healthcare workers in a tertiary hospital; DOI: 10.1016/j.medcli.2015.11.010
Munoz 2018; Safety and immunogenicity of seasonal trivalent inactivated influenza vaccines in pregnant women; DOI: 10.1016/j.vaccine.2018.10.088
NA; Immunogenicity and safety of subunit influenza vaccines in pregnant women; DOI: 10.1183/23120541.00060-2017
NA; Interim within-season estimate of the effectiveness of trivalent inactivated influenza vaccine--Marshfield, Wisconsin, 2007-08 influenza season; DOI: NA

Details (Author Year; Title; DOI)
NA; The effect of influenza vaccination on birth outcomes in a cohort of pregnant women in Lao PDR, 2014-2015; DOI: 10.1093/cid/ciw290
Nation 2020; Influenza vaccine effectiveness against influenza-related mortality in Australian hospitalized patients: a propensity score analysis; DOI: 10.1093/cid/ciz1238
Ng 2020; The effect of influenza vaccination history on changes in hemagglutination inhibition titers after receipt of the 2015-2016 influenza vaccine in older adults in Hong Kong; DOI: 10.1093/infdis/jiz327
Njouom 2019; Circulation of influenza virus from 2009 to 2018 in Cameroon: 10 years of surveillance data; DOI: 10.1371/journal.pone.0225793
Nongnuch 2020; Immune response to influenza vaccination in ESRD patients undergoing hemodialysis vs. hemodiafiltration; DOI: 10.1371/journal.pone.0227719
Nunes 2020; Immunogenicity and safety of different dosing schedules of trivalent inactivated influenza vaccine in pregnant women with HIV: a randomised controlled trial; DOI: 10.1016/s2352-3018(19)30322-4
Ohmit 2006; Prevention of antigenically drifted influenza by inactivated and live attenuated vaccines; DOI: NA
Ohmit 2008; Prevention of symptomatic seasonal influenza in 2005-2006 by inactivated and live attenuated vaccines; DOI: 10.1086/589885
Ortqvist 2018; Impact of repeated influenza vaccinations in persons over 65 years of age: A large population-based cohort study of severe influenza over six consecutive seasons, 2011/12-2016/17; DOI: 10.1016/j.vaccine.2018.07.052
Ozasa 2006; Retrospective assessment of influenza vaccine effectiveness among the non-institutionalized elderly population in Japan; DOI: 10.1016/j.vaccine.2005.12.022
Pan 2019; A randomized, double-blind, controlled clinical trial to evaluate the safety and immunogenicity of an intranasally administered trivalent inactivated influenza vaccine with adjuvant LTh(α K): A phase I study; DOI: 10.1016/j.vaccine.2019.02.006
Pan 2020; A double-blind, randomized controlled trial to evaluate the safety and immunogenicity of an intranasally administered trivalent inactivated influenza vaccine with the adjuvant LTh(α K): A phase II study; DOI: 10.1016/j.vaccine.2019.11.047
Pebody 2011; Effectiveness of seasonal 2010/11 and pandemic influenza A(H1N1)2009 vaccines in preventing influenza infection in the United Kingdom: mid-season analysis 2010/11; DOI: NA
Pebody 2013; Age-specific vaccine effectiveness of seasonal 2010/2011 and pandemic influenza A(H1N1) 2009 vaccines in preventing influenza in the United Kingdom; DOI: 10.1017/S0950268812001148
Pebody 2018; Uptake and effectiveness of influenza vaccine in those aged 65 years and older in the United Kingdom, influenza seasons 2010/11 to 2016/17; DOI: 10.2807/1560-7917.ES.2018.23.39.1800092
Peeters 2012; Safety and immunogenicity of an AS03-adjuvanted A(H1N1)pmd09 vaccine administered simultaneously or sequentially with a seasonal trivalent vaccine in adults 61 years or older: data from two multicentre randomised trials; DOI: 10.1016/j.vaccine.2012.07.081
Pepin 2013; Safety and immunogenicity of a quadrivalent inactivated influenza vaccine in adults; DOI: 10.1016/j.vaccine.2013.08.069
Perez-Romero 2012; Reduced incidence of pneumonia in influenza-vaccinated solid organ transplant recipients with influenza disease; DOI: 10.1111/1469-0691.12044
Pérez-Romero 2015; Influenza vaccination during the first 6 months after solid organ transplantation is efficacious and safe; DOI: 10.1016/j.cmi.2015.07.014
Phengxay 2015; Introducing seasonal influenza vaccine in low-income countries: An adverse events following immunization survey in the Lao People's Democratic Republic; DOI: 10.1111/irv.12299
Phrommintikul 2011; Influenza vaccination reduced cardiovascular events in patients hospitalized with an acute coronary syndrome; DOI: NA
Pierse 2016; Influenza vaccine effectiveness for hospital and community patients using control groups with and without non-influenza respiratory viruses detected, Auckland, New Zealand 2014; DOI: 10.1016/j.vaccine.2015.11.073
Pillsbury 2018; Active surveillance of 2017 seasonal influenza vaccine safety: An observational cohort study of individuals aged 6 months and older in Australia; DOI: 10.1136/bmjopen-2018-023263
Plasai 2006; Influenza vaccination among the elderly in Bangkok; DOI: NA
Praditsuwan 2005; The efficacy and effectiveness of influenza vaccination among Thai elderly persons living in the community; DOI: NA
Puig-Barbera 2014; Influenza vaccine effectiveness in preventing influenza A(H3N2)-related hospitalizations in adults targeted for vaccination by type of vaccine: a hospital-based test-negative study, 2011-2012 A(H3N2) predominant influenza season, Valencia, Spain; DOI: 10.1371/journal.pone.0112294
Puig-Barbera 2017; Waning protection of influenza vaccination during four influenza seasons, 2011/2012 to 2014/2015; DOI: 10.1016/j.vaccine.2017.09.035
Puig-Barbera 2017; Low influenza vaccine effectiveness and the effect of previous vaccination in preventing admission with A(H1N1)pdm09 or B/Victoria-Lineage in patients 60 years old or older during the 2015/2016 influenza season; DOI: 10.1016/j.vaccine.2017.10.100
Puzelli 2019; Co-circulation of the two influenza B lineages during 13 consecutive influenza surveillance seasons in Italy, 2004-2017; DOI: 10.1186/s12879-019-4621-z

Details (Author Year; Title; DOI)
Redlberger-Fritz 2016; Detailed report on 2014/15 influenza virus characteristics, and estimates on influenza virus vaccine effectiveness from Austria's sentinel physician surveillance network; DOI: 10.1371/journal.pone.0149916
Regan 2016; Effectiveness of seasonal trivalent influenza vaccination against hospital-attended acute respiratory infections in pregnant women: A retrospective cohort study; DOI: 10.1016/j.vaccine.2016.05.032
Rose 2020; Vaccine effectiveness against influenza A(H3N2) and B among laboratory-confirmed, hospitalised older adults, Europe, 2017-18: A season of B lineage mismatched to the trivalent vaccine; DOI: 10.1111/irv.12714
Ruiz-Palacios 2016; Immunogenicity of AS03-adjuvanted and non-adjuvanted trivalent inactivated influenza vaccines in elderly adults: A Phase 3, randomized trial and post-hoc correlate of protection analysis; DOI: 10.1080/21645515.2016.1219809
Saito 2002; The effectiveness of influenza vaccine against influenza A (H3N2) virus infections in nursing homes in Niigata, Japan, during the 1998-1999 and 1999-2000 seasons; DOI: 10.1086/502011
Sarsenbayeva 2017; Safety and immunogenicity of the novel seasonal preservative- and adjuvant-free influenza vaccine: blind, randomized, and placebo-controlled trial; DOI: 10.1002/jmv.24922
Sarsenbayeva 2018; Immunogenicity and safety of a novel seasonal influenza preservative-free vaccine manufactured in Kazakhstan: Results of a randomized, comparative, phase II clinical trial in adults; DOI: 10.1080/21645515.2017.1387345
Scharpe 2008; Influenza vaccination is efficacious and safe in renal transplant recipients; DOI: 10.1111/j.1600-6143.2007.02066.x
Seo 2015; Long-term immunogenicity and safety of a conventional influenza vaccine in patients with type 2 diabetes; DOI: 10.1128/CVI.00288-15
Sesay 2018; Safety, immunogenicity, and lot-to-lot consistency of a split-virion quadrivalent influenza vaccine in younger and older adults: a phase III randomized, double-blind clinical trial; DOI: 10.1080/21645515.2017.1384106
Shang 2018; Influenza vaccine effectiveness among patients with high-risk medical conditions in the United States, 2012-2016; DOI: 10.1016/j.vaccine.2018.10.093
Shasha 2020; Quadrivalent versus trivalent influenza vaccine: clinical outcomes in two influenza seasons, historical cohort study; DOI: 10.1016/j.cmi.2019.05.003
Shen 2016; Safety, immunogenicity and cross-reactivity of a Northern hemisphere 2013-2014 seasonal trivalent inactivated split influenza virus vaccine, Anflu®; DOI: 10.1080/21645515.2015.1123357
Shen 2016; Safety, immunogenicity and cross-reactivity of a Northern hemisphere 2013-2014 seasonal trivalent inactivated split influenza virus vaccine, Anflu®; DOI: 10.1080/21645515.2015.1123357
Shibata 2019; Influenza vaccination effectiveness for people aged under 65 years in Japan, 2013/2014 season: Application of a doubly robust method to a large-scale, real-world dataset; DOI: 10.1186/s12879-019-4186-x
Simoes 2019; Trivalent influenza vaccination randomized control trial of pregnant women and adverse fetal outcomes; DOI: 10.1016/j.vaccine.2019.07.024
Skowronski 2007; Estimating vaccine effectiveness against laboratory-confirmed influenza using a sentinel physician network: Results from the 2005-2006 season of dual A and B vaccine mismatch in Canada; DOI: 10.1016/j.vaccine.2006.10.002
Skowronski 2012; A sentinel platform to evaluate influenza vaccine effectiveness and new variant circulation, Canada 2010-2011 season; DOI: 10.1093/cid/cis431
Skowronski 2013; Interim estimates of influenza vaccine effectiveness in 2012/13 from Canada's sentinel surveillance network, January 2013; DOI: 10.2807/ese.18.05.20394-en
Skowronski 2017; Serial vaccination and the antigenic distance hypothesis: Effects on influenza vaccine effectiveness during A(H3N2) epidemics in Canada, 2010-2011 to 2014-2015; DOI: 10.1093/infdis/jix074
Sleigh 2000; Double-blind, randomized study of the effects of influenza vaccination on the specific antibody response and clinical course of patients with chronic fatigue syndrome; DOI: 10.1155/2000/602862
SofiaArriola 2019; Influenza vaccine effectiveness against hospitalizations in children and older adults-Data from South America, 2013-2017. A test negative design; DOI: 10.1016/j.jvax.2019.100047
Soltani 2014; Safety of a trivalent inactivated influenza vaccine in health care workers in Kurdistan province, Western Iran; a longitudinal follow-up study; DOI: NA
Song 2011; Immunogenicity and safety of trivalent inactivated influenza vaccine: a randomized, double-blind, multi-center, phase 3 clinical trial in a vaccine-limited country; DOI: 10.3346/jkms.2011.26.2.191
Song 2018; Immunogenicity and safety of an egg-based inactivated quadrivalent influenza vaccine (GC3110A) versus two inactivated trivalent influenza vaccines with alternate B strains: a phase III randomized clinical trial in adults; DOI: 10.1080/21645515.2018.1536589
Souza 2010; Immunogenicity and tolerability of a virosome influenza vaccine compared to split influenza vaccine in patients with sickle cell anemia; DOI: 10.1016/j.vaccine.2009.05.046
Speroni 2005; Influenza vaccination: incidence of symptoms and resulting absenteeism in hospital employees; DOI: NA
Stanberry 2012; Safety and immunogenicity of a novel nanoemulsion mucosal adjuvant W805EC combined with approved seasonal influenza antigens; DOI: 10.1016/j.vaccine.2011.10.094
Steinhoff 2012; Neonatal outcomes after influenza immunization during pregnancy: A randomized controlled trial; DOI: 10.1503/cmaj.110754
Stenger 2020; Timing of vaccination after training: immune response and side effects in athletes; DOI: 10.1249/MSS.0000000000002278

Details (Author Year; Title; DOI)
Suzuki 2013; Estimating the influenza vaccine effectiveness against medically attended influenza in clinical settings: a hospital-based case-control study with a rapid diagnostic test in Japan; DOI: 10.1371/journal.pone.0052103
Suzuki 2018; Effectiveness of inactivated influenza vaccine against laboratory-confirmed influenza pneumonia among adults aged ≥65years in Japan; DOI: 10.1016/j.vaccine.2018.04.037
Suzuki 2019; Preventive effects of pneumococcal and influenza vaccines on community-acquired pneumonia in older individuals in Japan: a case-control study; DOI: 10.1080/21645515.2019.1584023
Talbot 2008; Immunogenicity, safety and consistency of new trivalent inactivated influenza vaccine; DOI: 10.1016/j.vaccine.2008.05.024
Talbot 2015; Clinical effectiveness of split-virion versus subunit trivalent influenza vaccines in older adults; DOI: 10.1093/cid/civ019
Tinoco 2014; Immunogenicity, reactogenicity, and safety of inactivated quadrivalent influenza vaccine candidate versus inactivated trivalent influenza vaccine in healthy adults aged >18 years: a phase III, randomized trial; DOI: 10.1016/j.vaccine.2014.01.022
Trautner 2004; Inactivated influenza vaccination for people with spinal cord injury; DOI: 10.1016/j.apmr.2004.03.022
Treanor 1999; Evaluation of trivalent, live, cold-adapted (CAIV-T) and inactivated (tiv) influenza vaccines in prevention of virus infection and illness following challenge of adults with wild-type influenza A (H1N1), A (H3N2), and B viruses; DOI: 10.1016/S0264-410X(99)00334-5
Treanor 2017; Immunogenicity and safety of a quadrivalent inactivated influenza vaccine compared with two trivalent inactivated influenza vaccines containing alternate B strains in adults: A phase 3, randomized noninferiority study; DOI: 10.1016/j.vaccine.2017.02.066
Tregnaghi 2012; Immunogenicity, safety, and tolerability of two trivalent subunit inactivated influenza vaccines: A phase III, observer-blind, randomized, controlled multicenter study; DOI: 10.1089/vim.2011.0063
Tsujimura 2018; Effect of Influenza Vaccine in Patients With Kidney Transplant; DOI: 10.1016/j.transproceed.2018.02.186
Turley 2011; Safety and immunogenicity of a recombinant M2e-flagellin influenza vaccine (STF2.4xM2e) in healthy adults; DOI: 10.1016/j.vaccine.2011.05.041
Turner 2014; Effectiveness of seasonal trivalent inactivated influenza vaccine in preventing influenza hospitalisations and primary care visits in Auckland, New Zealand, in 2013; DOI: NA
Turner 2014; The effectiveness of seasonal trivalent inactivated influenza vaccine in preventing laboratory confirmed influenza hospitalisations in Auckland, New Zealand in 2012; DOI: 10.1016/j.vaccine.2014.04.013
Vajo 2018; Licensing the first reduced, 6micro g dose whole virion, aluminum adjuvanted seasonal influenza vaccine - A randomized-controlled multicenter trial; DOI: 10.1016/j.vaccine.2018.11.039
Vajo 2019; Licensing the first reduced, 6µg dose whole virion, aluminum adjuvanted seasonal influenza vaccine - A randomized-controlled multicenter trial; DOI: 10.1016/j.vaccine.2018.11.039
vandeWitte 2018; A Phase III randomised trial of the immunogenicity and safety of quadrivalent versus trivalent inactivated subunit influenza vaccine in adult and elderly subjects, assessing both anti-haemagglutinin and virus neutralisation antibody responses; DOI: 10.1016/j.vaccine.2018.04.043
vanDoorn 2017; Evaluating the immunogenicity and safety of a BiondVax-developed universal influenza vaccine (Multimeric-001) either as a standalone vaccine or as a primer to H5N1 influenza vaccine: phase IIb study protocol; DOI: 10.1097/MD.0000000000006339
vanEssen 2014; Influenza symptoms and their impact on elderly adults: randomised trial of AS03-adjuvanted or non-adjuvanted inactivated trivalent seasonal influenza vaccines; DOI: 10.1111/irv.12245
Wang 2004; Reducing major cause-specific hospitalization rates and shortening hospital stays after influenza vaccination; DOI: 10.1086/425323
Wang 2009; Clinical trial on safety of inactivated split influenza virus vaccine, Anflu in 2007-2008; DOI: NA
Washio 2016; Hypoalbuminemia, influenza vaccination and other factors related to the development of pneumonia acquired outside hospitals in southern Japan: A case-control study; DOI: 10.1111/ggi.12456
Washio 2016; Influenza vaccination and other factors related to the development of influenza-like illness among patients on chronic hemodialysis in a Japanese dialysis facility; DOI: 10.1111/1744-9987.12394
Wongsurakiat 2004; Acute respiratory illness in patients with COPD and the effectiveness of influenza vaccination: A randomized controlled study; DOI: 10.1378/chest.125.6.2011
Wongsurakiat 2004; Adverse effects associated with influenza vaccination in patients with COPD: A randomized controlled study; DOI: 10.1111/j.1440-1843.2004.00616.x
Wu 2018; Influenza vaccine effectiveness in preventing laboratory-confirmed influenza in outpatient settings: A test-negative case-control study in Beijing, China, 2016/17 season; DOI: 10.1016/j.vaccine.2018.07.077
Yang 2014; Influenza vaccine effectiveness against medically-attended influenza illness during the 2012-2013 season in Beijing, China; DOI: 10.1016/j.vaccine.2014.07.083
Yung-Feng 2018; Influenza vaccination and incident tuberculosis among elderly persons, Taiwan1; DOI: 10.3201/eid2403.152071
Zhang 2017; Influenza vaccine effectiveness against influenza-associated hospitalization in 2015/16 season, Beijing, China; DOI: 10.1016/j.vaccine.2017.03.084

Details (Author Year; Title; DOI)
Zheng 2018; The safety of influenza vaccine in clinically cured leprosy patients in China; DOI: 10.1080/21645515.2017.1390638
*Hu 2005; Evaluation on the safety and immunogenicity of Canada split influenza virus vaccine; DOI: NA
*Wu 2019; Study on surveillance data of adverse events following immunization of seasonal influenza vaccine in China during 2015-2018 influenza season; DOI: 10.3760/cma.j.issn.0253-9624.2019.10.007
*Zverev 2009; Clinical trial of new inactivated influenza vaccine "Grifor"; DOI: NA
<i>Exclusion reason- Irrelevant study design</i>
Thommes 2019; Assessing the prior event rate ratio method via probabilistic bias analysis on a Bayesian network; DOI: 10.1002/sim.8435
Yuen 2012; Preflucel®: A Vero-cell culture-derived trivalent influenza vaccine; DOI: 10.1586/erv.12.55
<i>Exclusion reason- Irretrievable</i>
Basu 2020; Comparison of immunogenicity and safety between two quadrivalent influenza vaccines in healthy Indian adults (18-60 years) and elderly (? 61 Years) - A phase III, active-controlled, randomized clinical study; DOI: NA
*Kim 2003; Effect of influenza vaccine on pulmonary function in stable asthma; DOI: NA
<i>Exclusion reason- Paediatric population</i>
Hakim 2016; Immunogenicity and safety of high-dose trivalent inactivated influenza vaccine compared to standard-dose vaccine in children and young adults with cancer or HIV infection; DOI: 10.1016/j.vaccine.2016.04.053
<i>Exclusion reason- Pandemic period</i>
DiazGranados 2013; High-dose trivalent influenza vaccine compared to standard dose vaccine in elderly adults: Safety, immunogenicity and relative efficacy during the 2009-2010 season; DOI: 10.1016/j.vaccine.2012.12.013
Herbinger 2014; A phase II study of an investigational tetravalent influenza vaccine formulation combining MF59®: adjuvanted, pre-pandemic, A/H5N1 vaccine and trivalent seasonal influenza vaccine in healthy adults; DOI: 10.4161/hv.26495
Lee 2011; H1N1 and seasonal influenza vaccine safety in the vaccine safety datalink project; DOI: 10.1016/j.amepre.2011.04.004
Pelat 2011; Field effectiveness of pandemic and 2009-2010 seasonal vaccines against 2009-2010 a(H1N1) influenza: Estimations from surveillance data in France; DOI: 10.1371/journal.pone.0019621
Syrjanen 2014; Effectiveness of pandemic and seasonal influenza vaccines in preventing laboratory-confirmed influenza in adults: a clinical cohort study during epidemic seasons 2009-2010 and 2010-2011 in Finland; DOI: 10.1371/journal.pone.0108538
Tokars 2012; The risk of Guillain-Barre syndrome associated with influenza A (H1N1) 2009 monovalent vaccine and 2009-2010 seasonal influenza vaccines: results from self-controlled analyses; DOI: 10.1002/pds.3220
<i>Exclusion reason- Review only</i>
Chan 2012; Preflucel®: a Vero-cell culture-derived trivalent influenza vaccine; DOI: 10.1586/erv.12.55
Cox 2015; Safety, efficacy, and immunogenicity of Flublok in the prevention of seasonal influenza in adults; DOI: 10.1177/2051013615595595
Lamb 2019; Cell-Based Quadrivalent Inactivated Influenza Virus Vaccine (Flucelvax®) Tetra/Flucelvax Quadrivalent®): A review in the prevention of influenza; DOI: 10.1007/s40265-019-01176-z
Levi 2017; Influenza vaccination and stillbirth prevention in high-income countries: is it really that effective?; DOI: 10.1093/cid/cix107
Loomba 2012; Influenza vaccination and cardiovascular morbidity and mortality: analysis of 292,383 patients; DOI: 10.1177/1074248411429965
Pellegrini 2009; MF59-adjuvanted versus non-adjuvanted influenza vaccines: integrated analysis from a large safety database; DOI: 10.1016/j.vaccine.2009.08.101
Robertson 2016; Fluzone® Intradermal Quadrivalent Influenza Vaccine; DOI: 10.1080/14760584.2016.1215246
<i>Exclusion reason- Trial registration</i>
Actrn 2007; A randomised, controlled clinical trial of influenza vaccine in the prevention of recurrent ischaemic vascular events in patients with recent myocardial infarction, a transient ischaemic attack or with an ischaemic cerebrovascular event (stroke), aged between 40-64 years of age; DOI: NA
Actrn 2008; Antigen-sparing influenza vaccine study; DOI: NA
Actrn 2008; Enhanced influenza vaccines in chronic disease study; DOI: NA
Ctri 2011; An open label, Phase-III study to evaluate the safety and immunogenicity of influenza vaccine; DOI: NA
Ctri 2012; Influenza vaccine study; DOI: NA
MacIntyre 2007; A randomised controlled clinical trial of influenza vaccine in the prevention of recurrent ischaemic vascular events in patients with recent myocardial infarction, a transient ischaemic attack or with an ischaemic cerebrovascular event (stroke) aged between 40-64 years of age; DOI: NA
Nct 2006; Study of inactivated, split-virion influenza vaccine compared with standard Fluzone vaccine in elderly subjects; DOI: NA
Nct 2015; Study of the immunogenicity and safety of a quadrivalent influenza vaccine (VAX2012Q) in adults 18-64 Years; DOI: NA

Details (Author Year; Title; DOI)
Nct 2015; The safety, tolerance, and immunogenicity of MAS-1-adjuvanted seasonal inactivated influenza vaccine (MER4101); DOI: NA
Nct 2019; Recombinant influenza vaccine containing different H3 Antigens in healthy adults 18 to 30 Years of age; DOI: NA <i>Exclusion reason- Vaccine type not stated</i>
Armstrong 2010; Effect of influenza vaccination on excess deaths occurring during periods of high circulation of influenza: Cohort study in elderly people (British Medical Journal (2004) 329 (660)); DOI: 10.1136/bmj.c4226
Baselga-Moreno 2019; Influenza epidemiology and influenza vaccine effectiveness during the 2016-2017 season in the Global Influenza Hospital Surveillance Network (GIHSN); DOI: 10.1186/s12889-019-6713-5
Basile 2019; Seasonal influenza surveillance: Observational study on the 2017-2018 season with predominant B influenza virus circulation; DOI: 10.1016/j.vacun.2019.09.003
Bond 2012; Mortality of dialysis patients according to influenza and pneumococcal vaccination status; DOI: 10.1053/j.ajkd.2012.04.018
Castilla 2012; Vaccine effectiveness in preventing influenza hospitalizations in Navarre, Spain, 2010-2011: cohort and case-control study; DOI: 10.1016/j.vaccine.2011.11.024
Chan 2013; Efficacy of trivalent seasonal influenza vaccination in reducing mortality and hospitalization in Chinese nursing home older adults; DOI: 10.1016/j.jamda.2013.04.004
Chan 2019; Seasonal influenza vaccine effectiveness at primary care level, Hong Kong SAR, 2017/2018 winter; DOI: 10.1080/21645515.2018.1514222
Chang 2016; Effects of annual influenza vaccination on morbidity and mortality in patients with Systemic Lupus Erythematosus: A Nationwide Cohort Study; DOI: 10.1038/srep37817
Chang 2016; Influenza vaccination is associated with lower risk of acute coronary syndrome in elderly patients with chronic kidney disease; DOI: 10.1097/MD.0000000000002588
Chang 2016; The association between influenza infection, vaccination, and atrial fibrillation: A nationwide case-control study; DOI: 10.1016/j.hrthm.2016.01.026
Chen 2015; Influenza vaccine prevents medically attended influenza-associated acute respiratory illness in adults aged ≥ 50 years; DOI: 10.1093/infdis/jiu578
Chen 2018; Clinical effectiveness of influenza vaccination in patients with rheumatoid arthritis; DOI: 10.1111/1756-185X.13322
Chen 2019; Effect of annual influenza vaccination on reducing lung cancer in patients with chronic obstructive pulmonary disease from a population-based cohort study; DOI: 10.1097/MD.00000000000018035
Chen 2019; Vaccines and the risk of Guillain-Barré syndrome; DOI: 10.1007/s10654-019-00596-1
Cheng 2013; Influenza vaccine effectiveness against hospitalisation with confirmed influenza in the 2010-11 seasons: a test-negative observational study; DOI: 10.1371/journal.pone.0068760
Cheng 2019; Influenza epidemiology in patients admitted to sentinel Australian hospitals in 2017: the Influenza Complications Alert Network (FluCAN); DOI: 10.33321/cdi.2019.43.39
Chiu 2013; Effectiveness of the influenza vaccination program for the elderly in Taiwan; DOI: 10.1016/j.vaccine.2012.11.055
Choe 2011; Serious adverse events following receipt of trivalent inactivated influenza vaccine in Korea, 2003-2010; DOI: 10.1016/j.vaccine.2011.07.129
Chon 2019; Effectiveness of the quadrivalent inactivated influenza vaccine in Japan during the 2015-2016 season: A test-negative case-control study comparing the results by real time PCR, virus isolation; DOI: 10.1016/j.jvacx.2019.100011
Christenson 2008; Effect of influenza and pneumococcal vaccines in elderly persons in years of low influenza activity; DOI: 10.1186/1743-422x-5-52
Ciancio 2011; Early estimates of seasonal influenza vaccine effectiveness in Europe, 2010/11: i-MOVE, a multicentre case-control study; DOI: NA
Ciszewski 2010; The protective effect of influenza vaccination on the clinical course of coronary disease in patients with acute coronary syndromes treated by primary PCI - A report from FLUCAD study; DOI: NA
Coleman 2019; Are healthcare personnel at higher risk of seasonal influenza than other working adults?; DOI: 10.1017/ice.2019.334
Cowling 2016; Assessment of influenza vaccine effectiveness in a sentinel surveillance network 2010-13, United States; DOI: 10.1016/j.vaccine.2015.11.016
Darvishian 2017; Influenza Vaccine Effectiveness in the Netherlands from 2003/2004 through 2013/2014: The Importance of Circulating Influenza Virus Types and Subtypes; DOI: 10.1371/journal.pone.0169528
Dawood 2014; Effectiveness of the 2010 and 2011 Southern Hemisphere trivalent inactivated influenza vaccines against hospitalization with influenza-associated acute respiratory infection among Thai adults aged ≥ 50 years; DOI: 10.1111/irv.12233
Dawood 2019; Incidences and characteristics of influenza among pregnant women in middle-income countries: Preliminary results of the pregnancy and influenza multinational epidemiologic (prime) study; DOI: 10.1093/ofid/ofz360.2007
Dean 2010; Incompletely matched influenza vaccine still provides protection in frail elderly; DOI: 10.1016/j.vaccine.2009.03.024
DeDiego 2009; Effects of annual influenza vaccination on winter mortality in elderly people with chronic heart disease; DOI: 10.1093/eurheartj/ehn498

Details (Author Year; Title; DOI)
DemirdogenCetinoglu 2017; Pneumococcal and influenza vaccination status of hospitalized adults with community acquired pneumonia and the effects of vaccination on clinical presentation; DOI: 10.1080/21645515.2017.1339851
Dominguez 2017; The effectiveness of influenza vaccination in preventing hospitalisations of elderly individuals in two influenza seasons: a multicentre case-control study, Spain, 2013/14 and 2014/15; DOI: 10.2807/1560-7917.es.2017.22.34.30602
Donahue 2014; Can the rolling cross-sectional survey design be used to estimate the effectiveness of influenza vaccines?; DOI: 10.1016/j.vaccine.2014.09.051
DosSantos 2016; Risk of solid organ transplant rejection following vaccination with seasonal trivalent inactivated influenza vaccines in England: A self-controlled case-series; DOI: 10.1016/j.vaccine.2016.05.016
Emmerich 2009; Association of influenza vaccination with reduced risk of venous thromboembolism; DOI: 10.1111/j.1538-7836.2009.03473-1.x
Falchi 2013; Field seasonal influenza vaccine effectiveness: Evaluation of the screening method using different sources of data during the 2010/2011 French influenza season; DOI: 10.4161/hv.25513
Fang 2016; Influenza vaccination reduces hospitalization for heart failure in elderly patients with chronic kidney disease: A population-based cohort study; DOI: 10.6515/ACS20150424L
Fielding 2011; Estimation of type- and subtype-specific influenza vaccine effectiveness in Victoria, Australia using a test negative case control method, 2007-2008; DOI: 10.1186/1471-2334-11-170
Fielding 2012; Moderate influenza vaccine effectiveness in Victoria, Australia, 2011; DOI: NA
Fielding 2016; Effectiveness of seasonal influenza vaccine in Australia, 2015: An epidemiological, antigenic and phylogenetic assessment; DOI: 10.1016/j.vaccine.2016.08.067
Flannery 2020; Spread of antigenically drifted influenza A(H3N2) viruses and vaccine effectiveness in the United States during the 2018-2019 season; DOI: 10.1093/infdis/jiz543
Forrest 2011; A prospective, randomized, open-label trial comparing the safety and efficacy of trivalent live attenuated and inactivated influenza vaccines in adults 60 years of age and older; DOI: 10.1016/j.vaccine.2011.03.029
Fraenkel 2017; Is the association between hip fractures and seasonality modified by influenza vaccination? An ecological study; DOI: 10.1007/s00198-017-4077-1
FritzVerhees 2019; Influenza vaccination in the elderly: 25 years follow-up of a randomized controlled trial. No impact on long-term mortality; DOI: 10.1371/journal.pone.0216983
Garrastazu 2016; Prevalence of influenza vaccination in chronic obstructive pulmonary disease patients and impact on the risk of severe exacerbations; DOI: 10.1016/j.arbr.2015.09.022
Getahun 2019; Association between seasonal influenza vaccination with pre- and postnatal outcomes; DOI: 10.1016/j.vaccine.2019.02.019
Gherasim 2016; Waning protection of influenza vaccine against mild laboratory confirmed influenza A(H3N2) and B in Spain, season 2014-15; DOI: 10.1016/j.vaccine.2016.03.035
Gherasim 2017; Effect of previous and current vaccination against influenza A(H1N1)pdm09, A(H3N2), and B during the post-pandemic period 2010-2016 in Spain; DOI: 10.1371/journal.pone.0179160
Gooya 2017; An evaluation of the effects of influenza vaccination on HIV/AIDS-stricken patients in Kermanshah Province, Western Iran; DOI: 10.4103/ATMPH.ATMPH_117_17
Granwehr 2009; Influenza immunisation during pregnancy reduced influenza in infants and respiratory illness in mothers; DOI: 10.1136/ebm.14.2.55
Grau 2005; Influenza vaccination is associated with a reduced risk of stroke; DOI: NA
Greene 2013; Guillain-Barre Syndrome, Influenza Vaccination, and Antecedent Respiratory and Gastrointestinal Infections: A Case-Centered Analysis in the Vaccine Safety Datalink, 2009-2011; DOI: 10.1371/journal.pone.0067185
Grijalva 2015; Association between hospitalization with community-acquired laboratory-confirmed influenza pneumonia and prior receipt of influenza vaccination; DOI: 10.1001/jama.2015.12160
Grimaldi-Bensouda 2011; Guillain-Barre syndrome, influenza-like illnesses, and influenza vaccination during seasons with and without circulating A/H1N1 viruses; DOI: 10.1093/aje/kwr072
Grimaldi-Bensouda 2014; The risk of systemic lupus erythematosus associated with vaccines: An international case-control study; DOI: 10.1002/art.38429
Gurfinkel 2002; Influenza vaccine pilot study in acute coronary syndromes and planned percutaneous coronary interventions: the FLU Vaccination Acute Coronary Syndromes (FLUVACS) Study; DOI: NA
Gurfinkel 2002; Secondary prevention of coronary artery disease. Flu vaccinations and new evidence of the role of infection in acute coronary syndromes; DOI: NA
Gurfinkel 2004; Flu vaccination in acute coronary syndromes and planned percutaneous coronary interventions (FLUVACS) Study: One-year follow-up; DOI: 10.1016/j.ehj.2003.10.018
Gurfinkel 2004; Two-year follow-up of the flu vaccination acute coronary syndromes (FLUVACS) Registry; DOI: NA
Gutierrez 2001; Effectiveness of influenza vaccination in elderly outpatients in Sao Paulo city, Brazil; DOI: 10.1590/s0036-46652001000600003
Hajiabdolbaghi 2009; Adverse events of trivalent influenza vaccine among health care workers in Iran; DOI: NA

Details (Author Year; Title; DOI)
Hak 2002; Influence of high-risk medical conditions on the effectiveness of influenza vaccination among elderly members of 3 large managed-care organizations; DOI: 10.1086/341403
Hak 2005; Clinical effectiveness of influenza vaccination in persons younger than 65 years with high-risk medical conditions: The PRISMA study; DOI: 10.1001/archinte.165.3.274
Hallmann-Szelinska 2018; Detection of influenza in the epidemic season 2016/2017 based on i-Move+ project; DOI: 10.1007/5584_2018_230
Hambidge 2011; Trivalent inactivated influenza vaccine is not associated with sickle cell hospitalizations in adults from a large cohort; DOI: 10.1016/j.vaccine.2011.09.002
Hara 2006; Effectiveness of influenza vaccination in preventing influenza-like illness among community-dwelling elderly: Population-based cohort study in Japan; DOI: 10.1016/j.vaccine.2006.04.027
Hara 2008; Influenza vaccine effectiveness among elderly persons living in the community during the 2003-2004 season; DOI: 10.1016/j.vaccine.2008.06.035
Hashim 2010; Evaluation of inter-pandemic influenza vaccine effectiveness during eight consecutive winter seasons in England and Wales in patients with cardiovascular risk factors; DOI: 10.1016/j.jiph.2010.09.007
Hechter 2019; Vaccine safety in HIV-infected adults within the Vaccine Safety Datalink Project; DOI: 10.1016/j.vaccine.2019.04.080
Heffelfinger 2006; Influenza vaccination and risk of incident myocardial infarction; DOI: 10.4161/hv.2.4.2943
HekimoÄYlu 2018; Seasonal influenza vaccine effectiveness in preventing laboratory confirmed influenza in 2014-2015 season in Turkey: A test-negative case control study; DOI: 10.4274/balkanmedj.2017.0487
Herrera 2007; Influenza vaccine effectiveness among 50-64-year-old persons during a season of poor antigenic match between vaccine and circulating influenza virus strains: Colorado, United States, 2003-2004; DOI: 10.1016/j.vaccine.2006.05.129
Herrera 2007; Influenza vaccine effectiveness among 50-64-year-old persons during a season of poor antigenic match between vaccine and circulating influenza virus strains: Colorado, United States; DOI: NA
Heymann 2004; Reduced hospitalizations and death associated with influenza vaccination among patients with and without diabetes; DOI: 10.2337/diacare.27.11.2581
Ho 2014; Effectiveness of seasonal influenza vaccinations against laboratory-confirmed influenza-associated infections among Singapore military personnel in 2010-2013; DOI: 10.1111/irv.12256
Huang 2013; Influenza vaccination and reduction in risk of ischemic heart disease among chronic obstructive pulmonary elderly; DOI: 10.1016/j.cmpb.2013.05.006
Huang 2019; Influenza vaccination and risk of respiratory failure in patients with chronic obstructive pulmonary disease: A nationwide population-based case-cohort study; DOI: 10.1016/j.jmii.2017.08.014
Huang 2019; Risk Factors and Attack Rates of Seasonal Influenza Infection: Results of the Southern Hemisphere Influenza and Vaccine Effectiveness Research and Surveillance (SHIVERS) Sero-epidemiologic Cohort Study; DOI: 10.1093/infdis/jiy443
Hughes 2006; No association between immunization and Guillain-Barre syndrome in the United Kingdom, 1992 to 2000; DOI: 10.1001/archinte.166.12.1301
Hungerford 2018; Influenza-associated hospitalisation, vaccine uptake and socioeconomic deprivation in an English city region: An ecological study; DOI: 10.1136/bmjopen-2018-023275
Irving 2013; Trivalent inactivated influenza vaccine and spontaneous abortion; DOI: http://10.1097/AOG.0b013e318279f56f
Jackson 2017; Influenza vaccine effectiveness in the united states during the 2015-2016 Season; DOI: 10.1056/NEJMoa1700153
Jimenez-Jorge 2012; Early estimates of the effectiveness of the 2011/12 influenza vaccine in the population targeted for vaccination in Spain, 25 December 2011 to 19 February 2012; DOI: NA
Jimenez-Jorge 2013; Effectiveness of influenza vaccine against laboratory-confirmed influenza, in the late 2011-2012 season in Spain, among population targeted for vaccination; DOI: 10.1186/1471-2334-13-441
Jimenez-Jorge 2014; Influenza vaccine effectiveness in Spain 2013/14: subtype-specific early estimates using the cycEVA study; DOI: 10.2807/1560-7917.es2014.19.9.20727
Jimenez-Jorge 2015; Estimating influenza vaccine effectiveness in Spain using sentinel surveillance data; DOI: 10.2807/1560-7917.es2015.20.28.21187
Jiménez-Jorge 2015; Interim influenza vaccine effectiveness: A good proxy for final estimates in Spain in the seasons 2010-2014; DOI: 10.1016/j.vaccine.2015.03.051
Johnstone 2012; Influenza vaccination and major adverse vascular events in high-risk patients; DOI: 10.1161/CIRCULATIONAHA.111.071100
Ju-Chi 2017; Influenza vaccination reduces relative risk of stroke in patients with gout; DOI: NA
Juurlink 2006; Guillain-Barre syndrome after influenza vaccination in adults: A population-based study; DOI: 10.1001/archinte.166.20.2217
Kafatos 2013; Effectiveness of seasonal influenza vaccine in preventing medically attended influenza infection in England and Wales during the 2010/2011 season: A primary care-based cohort study; DOI: 10.1111/irv.12163
Kao 2017; Influenza vaccination might reduce the risk of ischemic stroke in patients with atrial fibrillation: A population-based cohort study; DOI: 10.18632/oncotarget.22352

Details (Author Year; Title; DOI)
Katz 2018; Impact of timing of influenza vaccination in pregnancy on transplacental antibody transfer, influenza incidence, and birth outcomes: A randomized trial in rural Nepal; DOI: 10.1093/cid/ciy090
Kawai 2014; Absence of associations between influenza vaccines and increased risks of seizures, Guillain-Barre syndrome, encephalitis, or anaphylaxis in the 2012-2013 season; DOI: 10.1002/pds.3575
Kaya 2016; Influenza vaccine reduces recurrent hospitalizations in heart failure outpatients; DOI: NA
Kelly 2009; Estimation of influenza vaccine effectiveness from routine surveillance data; DOI: 10.1371/journal.pone.0005079
Kelly 2013; Moderate influenza vaccine effectiveness with variable effectiveness by match between circulating and vaccine strains in Australian adults aged 20-64years, 2007-2011; DOI: 10.1111/irv.12018
Kelly 2016; Influenza vaccine effectiveness in general practice and in hospital patients in Victoria, 2011-2013; DOI: 10.5694/mja15.01017
Khandaker 2019; Influenza vaccination and prevalence of myocardial infarction: an analysis of the 2014 US national inpatient sample; DOI: 10.1016/S0735-1097(19)33763-5
Kharbada 2017; First trimester influenza vaccination and risks for major structural birth defects in offspring; DOI: 10.1016/j.jpeds.2017.04.039
Kheok 2008; The efficacy of influenza vaccination in healthcare workers in a tropical setting: A prospective investigator blinded observational study; DOI: NA
Kissling 2012; Early estimates of seasonal influenza vaccine effectiveness in Europe among target groups for vaccination: Results from the I-MOVE multicentre case-control study, 2011/12; DOI: NA
Kmiecik 2007; Influenza vaccination in adults with asthma: Safety of an inactivated trivalent influenza vaccine; DOI: 10.1080/02770900701539723
Kobashigawa 2013; Vaccination against seasonal influenza is effective in Japanese patients with rheumatoid arthritis enrolled in a large observational cohort; DOI: 10.3109/03009742.2013.788733
Kochhar 2019; Immunization in pregnancy safety surveillance in low and middle-income countries- field performance and validation of novel case definitions; DOI: 10.1016/j.vaccine.2019.03.074
Lam 2019; Protective effect of influenza vaccination on outcomes in geriatric stroke patients: A nationwide matched cohort study; DOI: 10.1016/j.atherosclerosis.2019.01.008
Lam 2019; Risk of urticaria in geriatric stroke patients who received influenza vaccination: A retrospective cohort study; DOI: 10.2147/CIA.S228324
Lankes 2009; Vaccination history and risk of non-Hodgkin lymphoma: A population-based, case-control study; DOI: 10.1007/s10552-008-9259-x
Lau 2013; Effectiveness of influenza vaccination in working-age adults with diabetes: A population-based cohort study; DOI: 10.1136/thoraxjnl-2012-203109
Launay 2015; Immunogenicity and safety of influenza vaccine in inflammatory bowel disease patients treated or not with immunomodulators and/or biologics: A Two-year prospective study; DOI: 10.1093/ecco-jcc/jjv152
Lavallee 2002; Association between influenza vaccination and reduced risk of brain infarction; DOI: 10.1161/hs0202.102328
Lavallee 2014; Influenza vaccination and cardiovascular risk in patients with recent TIA and stroke; DOI: 10.1212/wnl.0000000000000456
Lawrence 2020; The association between mental health diagnoses and influenza vaccine receipt among older primary care patients; DOI: 10.1080/13548506.2020.1717557
Levy 2015; Influenza vaccine effectiveness in the tropics: Moderate protection in a case test-negative analysis of a hospital-based surveillance population in Bangkok between August 2009 and January 2013; DOI: 10.1371/journal.pone.0134318
Li 2015; Prior pneumococcal and influenza vaccinations and in-hospital outcomes for community-acquired pneumonia in elderly veterans; DOI: 10.1002/jhm.2328
Li 2016; Post licensure surveillance of influenza vaccines in the Vaccine Safety Datalink in the 2013-2014 and 2014-2015 seasons; DOI: 10.1002/pds.3996
Lin 2014; Association of influenza vaccination and reduced risk of stroke hospitalization among the elderly: A population-based case-control study; DOI: 10.3390/ijerph110403639
Litinsky 2012; Vaccination against influenza in patients with systemic sclerosis; DOI: NA
Liu 2012; Effects of annual influenza vaccination on mortality and hospitalization in elderly patients with ischemic heart disease: A nationwide population-based study; DOI: NA
Liu 2017; Influenza vaccination reduces hemorrhagic stroke risk in patients with atrial fibrillation: A population-based cohort study; DOI: 10.1016/j.ijcard.2016.12.074
Liu 2018; Effect of influenza vaccination against postoperative pneumonia and mortality for geriatric patients receiving major surgery: A nationwide matched study; DOI: 10.1093/infdis/jix616
Loubet 2016; Influenza during pregnancy: Incidence, vaccination coverage and attitudes toward vaccination in the French web-based cohort G-GrippeNet; DOI: 10.1016/j.vaccine.2016.03.034
Louik 2016; Safety of the 2011-12, 2012-13, and 2013-14 seasonal influenza vaccines in pregnancy: Preterm delivery and specific malformations, a study from the case-control arm of VAMPSS; DOI: 10.1016/j.vaccine.2016.06.078

Details (Author Year; Title; DOI)
Lytras 2015; Influenza vaccine effectiveness against laboratory confirmed influenza in Greece during the 2013-2014 season: A test-negative study; DOI: 10.1016/j.vaccine.2014.11.005
Lytras 2016; Influenza vaccine effectiveness in preventing hospitalizations with laboratory-confirmed influenza in Greece during the 2014-2015 season: A test-negative study; DOI: 10.1002/jmv.24551
Ma 2017; Influenza vaccine effectiveness against medically attended influenza illness in Beijing, China, 2014/15 season; DOI: 10.1080/21645515.2017.1359364
Machado 2005; The benefit of influenza vaccination after bone marrow transplantation; DOI: 10.1038/sj.bmt.1705159
MacIntosh 2013; Mid-season influenza vaccine effectiveness 2011-2012: A Department of Defense global, laboratory-based, influenza surveillance system case-control study estimate; DOI: 10.1016/j.vaccine.2013.01.022
Macintyre 2013; Ischaemic heart disease, influenza and influenza vaccination: a prospective case control study; DOI: 10.1136/heartjnl-2013-304320
Madhi 2014; Influenza vaccination of pregnant women and protection of their infants; DOI: 10.1056/NEJMoa1401480
Mangtani 2004; A cohort study of the effectiveness of influenza vaccine in older people, performed using the United Kingdom general practice research database; DOI: 10.1086/421274
Manzur 2011; Influence of prior pneumococcal and influenza vaccination on outcomes of older adults with community-acquired pneumonia; DOI: 10.1111/j.1532-5415.2011.03541.x
Mazagatos 2018; Exploring the risk of severe outcomes and the role of seasonal influenza vaccination in pregnant women hospitalized with confirmed influenza, Spain, 2010/11-2015/16; DOI: 10.1371/journal.pone.0200934
Mazick 2006; Using sentinel surveillance to monitor effectiveness of influenza vaccine is feasible: a pilot study in Denmark; DOI: NA
McAnerney 2015; Effectiveness and knowledge, attitudes and practices of seasonal influenza vaccine in primary healthcare settings in South Africa, 2010-2013; DOI: 10.1111/irv.12305
McAnerney 2015; Evaluation of influenza vaccine effectiveness and description of circulating strains in outpatient settings in South Africa, 2014; DOI: 10.1111/irv.12314
McAnerney 2017; Estimating vaccine effectiveness in preventing laboratory-confirmed influenza in outpatient settings in South Africa, 2015; DOI: 10.1111/irv.12436
McCarthy 2013; Evaluating the safety of influenza vaccine using a claims-based health system; DOI: 10.1016/j.vaccine.2013.10.031
McCarthy 2016; Vaccination and 30-day mortality risk in children, adolescents, and young adults; DOI: 10.1542/peds.2015-2970
McDonald 2017; Do influenza and pneumococcal vaccines prevent community-acquired respiratory infections among older people with diabetes and does this vary by chronic kidney disease? A cohort study using electronic health records; DOI: 10.1136/bmjdr-2016-000332
McHugh 2017; Birth outcomes for Australian mother-infant pairs who received an influenza vaccine during pregnancy, 2012-2014: The FluMum study; DOI: 10.1016/j.vaccine.2017.01.075
McHugh 2019; Influenza vaccination in pregnancy among a group of remote dwelling Aboriginal and Torres Strait Islander mothers in the Northern Territory: The 1+1 Healthy Start to Life study; DOI: 10.33321/cdi.2019.43.33
McHugh 2019; The safety of influenza and pertussis vaccination in pregnancy in a cohort of Australian mother-infant pairs, 2012-2015: The flumum study; DOI: 10.1093/cid/ciy517
McNeil 2014; Interim estimates of 2013/14 influenza clinical severity and vaccine effectiveness in the prevention of laboratory-confirmed influenza-related hospitalisation, Canada, February 2014; DOI: 10.2807/1560-7917.es2014.19.9.20729
Mendez-Dominguez 2019; Influenza in Yucatan in 2018: Chronology, characteristics and outcomes of ambulatory and hospitalized patients; DOI: 10.1016/j.bjid.2019.08.009
Mercado 2004; Influenza vaccination of patients with systemic lupus erythematosus; DOI: NA
Meyers 2004; Influenza and pneumococcal vaccinations fail to prevent myocardial infarction; DOI: 10.1159/000077705
Milanovic 2013; Influenza vaccination in autoimmune rheumatic disease patients; DOI: 10.1620/tjem.229.29
Modin 2019; Influenza vaccine in heart failure: cumulative number of vaccinations, frequency, timing, and survival: a Danish nationwide cohort study; DOI: 10.1161/CIRCULATIONAHA.118.036788
Modin 2019; Influenza vaccine in heart failure; DOI: 10.1161/CIRCULATIONAHA.118.036788
Mohseni 2017; Influenza vaccination and risk of hospitalization in patients with heart failure: A self-controlled case series study; DOI: 10.1093/eurheartj/ehw411
Mondini 2018; Prospective cohort studies to evaluate the safety and immunogenicity of the 2013, 2014, and 2015 seasonal influenza vaccines produced by Instituto Butantan; DOI: 10.1590/s1678-9946201860037
Morales-Suarez-Varela 2017; Asthma in older people hospitalized with influenza in Spain: A case-control study; DOI: 10.2500/aap.2017.38.4060
Mosnier 2017; Does seasonal vaccination affect the clinical presentation of influenza among the elderly? A cross-sectional analysis in the outpatient setting in France, 2003-2014; DOI: 10.1016/j.vaccine.2017.02.067
Mulpuru 2019; Effectiveness of influenza vaccination on hospitalizations and risk factors for severe outcomes in hospitalized patients with COPD; DOI: 10.1016/j.chest.2018.10.044
Munoz 2005; Safety of influenza vaccination during pregnancy; DOI: 10.1016/j.ajog.2004.12.019

Details (Author Year; Title; DOI)
Musharrafieh 2019; Influenza vaccine and cardiac protection: a study from a tertiary care center; DOI: 10.1080/21645515.2019.1682846
Mustafa 2003; A case-control study of influenza vaccine effectiveness among Malaysian pilgrims attending the Haj in Saudi Arabia; DOI: 10.1016/S1201-9712(03)90054-3
Mutsaerts 2016; Influenza vaccination of pregnant women protects them over two consecutive influenza seasons in a randomized controlled trial; DOI: 10.1080/14760584.2016.1192473
NA: Early estimates of seasonal influenza vaccine effectiveness--United States, January 2013; DOI: NA
Nakafero 2019; Association between inactivated influenza vaccine and primary care consultations for autoimmune rheumatic disease flares: a self-controlled case series study using data from the Clinical Practice Research Datalink; DOI: 10.1136/annrheumdis-2019-215086
Naudion 2019; Risk factors and clinical characteristics of patients with nosocomial influenza A infection; DOI: 10.1002/jmv.25652
Ng 2019; Evaluating the effectiveness of the influenza vaccine during respiratory outbreaks in Singapore's long term care facilities, 2017; DOI: 10.1016/j.vaccine.2019.03.054
Nichol 1995; The effectiveness of vaccination against influenza in healthy, working adults; DOI: 10.1056/NEJM199510053331401
Nichol 2003; Influenza vaccination and reduction in hospitalizations for cardiac disease and stroke among the elderly; DOI: NA
Nichol 2007; Effectiveness of influenza vaccine in the community-dwelling elderly; DOI: NA
Nichol 2008; Influenza vaccination among college and university students: Impact on influenza-like illness, health care use, and impaired school performance; DOI: 10.1001/archpedi.162.12.1113
Nichol 2009; Burden of influenza-like illness and effectiveness of influenza vaccination among working adults aged 50-64 years; DOI: 10.1086/595842
Nichols 2018; Influenza vaccine effectiveness to prevent influenza-related hospitalizations and serious outcomes in Canadian adults over the 2011/12 through 2013/14 influenza seasons: A pooled analysis from the Canadian Immunization Research Network (CIRN) Serious Outcomes Surveillance (SOS Network); DOI: 10.1016/j.vaccine.2018.02.093
Nolasco 2019; Guillain-barré syndrome following influenza vaccination in the united states: A CDC/FDA vaccine adverse event reporting system study, 1990-2016; DOI: NA
Nordin 2013; Maternal safety of trivalent inactivated influenza vaccine in pregnant women; DOI: 10.1097/AOG.0b013e3182831b83
Nordin 2014; Maternal influenza vaccine and risks for preterm or small for gestational age birth; DOI: 10.1016/j.jpeds.2014.01.037
Ntshoe 2014; Influenza epidemiology and vaccine effectiveness among patients with influenza-like illness, viral watch sentinel sites, South Africa, 2005-2009; DOI: 10.1371/journal.pone.0094681
Nunes 2014; Estimates of 2012/13 influenza vaccine effectiveness using the case test-negative control design with different influenza negative control groups; DOI: 10.1016/j.vaccine.2014.06.053
Ohfuji 2020; Safety of influenza vaccination on adverse birth outcomes among pregnant women: a prospective cohort study in Japan; DOI: 10.1016/j.ijid.2020.01.033
Ohmit 2013; Influenza vaccine effectiveness in the community and the household; DOI: 10.1093/cid/cit060
Omer 2011; Maternal influenza immunization and reduced likelihood of prematurity and small for gestational age births: A retrospective cohort study; DOI: 10.1371/journal.pmed.1000441
Ortqvist 2007; Influenza vaccination and mortality: prospective cohort study of the elderly in a large geographical area; DOI: 10.1183/09031936.00135306
Oura 2009; Effectiveness of Influenza vaccines in reducing risk of acute febrile illness among community-dwelling elderly, 2006-07 seasons: Population-based cohort study in Japan; DOI: NA
Pebody 2013; Vaccine effectiveness of 2011/12 trivalent seasonal influenza vaccine in preventing laboratory-confirmed influenza in primary care in the United Kingdom: evidence of waning intra-seasonal protection; DOI: 10.2807/ese.18.05.20389-en
Pebody 2015; Effectiveness of seasonal influenza vaccine in preventing laboratory-confirmed influenza in primary care in the United Kingdom: 2014/15 end of season results; DOI: 10.2807/1560-7917.ES.2015.20.36.30013
Pebody 2015; Low effectiveness of seasonal influenza vaccine in preventing laboratory-confirmed influenza in primary care in the United Kingdom: 2014/15 mid-season results; DOI: NA
Pebody 2016; Effectiveness of seasonal influenza vaccine for adults and children in preventing laboratory-confirmed influenza in primary care in the United Kingdom: 2015/16 end-of-season results; DOI: 10.2807/1560-7917.es.2016.21.38.30348
Pebody 2017; End-of-season influenza vaccine effectiveness in adults and children, United Kingdom, 2016/17; DOI: 10.2807/1560-7917.ES.2017.22.44.17-00306
Petrie 2016; Influenza vaccine effectiveness against antigenically drifted influenza higher than expected in hospitalized adults: 2014-2015; DOI: 10.1093/cid/ciw432
Petrie 2017; The household influenza vaccine effectiveness study: Lack of antibody response and protection following receipt of 2014-2015 influenza vaccine; DOI: 10.1093/cid/cix608
Phillips 2013; Comparison of the effectiveness of trivalent inactivated influenza vaccine and live, attenuated influenza vaccine in preventing influenza-like illness among US military service members, 2006-2009; DOI: 10.1093/cid/cis860

Details (Author Year; Title; DOI)
Phrommintikul 2011; Influenza vaccination reduces cardiovascular events in patients with acute coronary syndrome; DOI: 10.1093/eurheartj/ehr004
Phrommintikul 2014; Safety and tolerability of intradermal influenza vaccination in patients with cardiovascular disease; DOI: 10.3969/j.issn.1671-5411.2014.02.007
Pinana 2019; Clinical effectiveness of influenza vaccination after allogeneic hematopoietic stem cell transplantation: a cross-sectional, prospective, observational study; DOI: 10.1093/cid/ciy792
Pinol-Ripoll 2008; Chronic bronchitis and acute infections as new risk factors for ischemic stroke and the lack of protection offered by the influenza vaccination; DOI: 10.1159/000151636
Pitigoi 2014; Influenza viruses circulation and the effectiveness of seasonal influenza vaccine in Romania during the season 2013-2014; DOI: NA
Pockett 2015; Burden of illness in UK subjects with reported respiratory infections vaccinated or unvaccinated against influenza: A retrospective observational study; DOI: 10.1371/journal.pone.0134928
Pop-Vicas 2015; Estimating the effect of influenza vaccination on nursing home residents' morbidity and mortality; DOI: 10.1111/jgs.13617
Poscia 2017; Influenza and pneumococcal vaccination in older adults living in nursing home: a survival analysis on the shelter study; DOI: 10.1093/eurpub/ckx150
Prasad 2019; Influenza-associated outcomes among pregnant, postpartum, and nonpregnant women of reproductive age; DOI: 10.1093/infdis/jiz035
Prasert 2019; Effectiveness of trivalent inactivated influenza vaccine among community-dwelling older adults in Thailand: A two-year prospective cohort study; DOI: 10.1016/j.vaccine.2018.12.047
Puig-Barbera 2014; 2012-2013 Seasonal influenza vaccine effectiveness against influenza hospitalizations: results from the global influenza hospital surveillance network; DOI: 10.1371/journal.pone.0100497
Puig-Barbera 2019; Influenza epidemiology and influenza vaccine effectiveness during the 2015-2016 season: results from the Global Influenza Hospital Surveillance Network; DOI: 10.1186/s12879-019-4017-0
Qin 2016; Influenza vaccine effectiveness in preventing hospitalization among Beijing residents in China, 2013-15; DOI: 10.1016/j.vaccine.2016.03.068
Radin 2016; Influenza vaccine effectiveness: Maintained protection throughout the duration of influenza seasons 2010-2011 through 2013-2014; DOI: 10.1016/j.vaccine.2016.05.034
Regan 2016; Seasonal trivalent influenza vaccination during pregnancy and the incidence of stillbirth: Population-based retrospective cohort study; DOI: 10.1093/cid/ciw082
Regan 2019; Estimating influenza vaccine effectiveness using data routinely available in electronic primary care records; DOI: 10.1016/j.vaccine.2018.12.006
Ridenhour 2013; Effectiveness of inactivated influenza vaccines in preventing influenza-associated deaths and hospitalizations among Ontario residents aged ≥65 years: estimates with generalized linear models accounting for healthy vaccinee Effects; DOI: 10.1371/journal.pone.0076318
Rikin 2018; Assessment of temporally-related acute respiratory illness following influenza vaccination; DOI: 10.1016/j.vaccine.2018.02.105
Rizzuto 2006; Effectiveness of influenza vaccination: a survey within the Italian Ministry of Health personnel; DOI: NA
Robison 2018; Assessing the effectiveness of high-dose influenza vaccine in preventing hospitalization among seniors, and observations on the limitations of effectiveness study design; DOI: 10.1016/j.vaccine.2018.09.050
Rodriguez-Blanco 2012; Relationship between annual influenza vaccination and winter mortality in diabetic people over 65 years; DOI: 10.4161/hv.18548
Rogawski 2014; Ischaemic heart disease, influenza and influenza vaccination: A prospective case control study; DOI: 10.1136/heartjnl-2013-305406
Rolfes 2019; Measurement of birth outcomes in analyses of the impact of maternal influenza vaccination; DOI: 10.1111/irv.12673
Rondy 2013; 2011-12 Seasonal influenza vaccines effectiveness against confirmed A(H3N2) influenza hospitalisation: pooled analysis from a European network of hospitals. a pilot study; DOI: 10.1371/journal.pone.0059681
Rondy 2015; 2012/13 influenza vaccine effectiveness against hospitalised influenza A(H1N1)pdm09, A(H3N2) and B: estimates from a European network of hospitals; DOI: 10.2807/1560-7917.es2015.20.2.21011
Saadeh-Navarro 2016; Association between early influenza vaccination and the reduction of influenza-like syndromes in health care providers; DOI: 10.1016/j.ajic.2015.10.005
Savulescu 2010; Estimating the influenza vaccine effectiveness in elderly on a yearly basis using the Spanish influenza surveillance network-Pilot case-control studies using different control groups, 2008-2009 season, Spain; DOI: 10.1016/j.vaccine.2010.01.054
Savulescu 2011; Effectiveness of the 2010/11 seasonal trivalent influenza vaccine in Spain: Preliminary results of a case-control study; DOI: NA
Savulescu 2011; Effectiveness of the 2010/11 seasonal trivalent influenza vaccine in Spain: preliminary results of a case-control study; DOI: 10.2807/ese.16.11.19820-en
Savulescu 2014; Higher vaccine effectiveness in seasons with predominant circulation of seasonal influenza A(H1N1) than in A(H3N2) seasons: test-negative case-control studies using surveillance data, Spain, 2003-2011; DOI: 10.1016/j.vaccine.2014.06.063

Details (Author Year; Title; DOI)
Schatz 2011; Safety of influenza immunizations and treatment during pregnancy: The Vaccines and Medications in Pregnancy Surveillance System; DOI: 10.1016/j.ajog.2011.01.047
Segaloff 2019; Influenza Vaccine Effectiveness in the Inpatient Setting; Evaluation of Potential Bias in the Test Negative Design by use of Alternate Control Groups; DOI: 10.1093/aje/kwz248
Seki 2017; Influenza vaccine effectiveness in adults based on the rapid influenza diagnostic test results, during the 2015/16 season; DOI: 10.1016/j.jiac.2017.06.004
Seki 2018; Influenza vaccine showed a good preventive effect against influenza-associated hospitalization among elderly patients, during the 2016/17 season in Japan; DOI: 10.1016/j.jiac.2018.07.013
Seo 2013; Effectiveness of the influenza vaccine at preventing hospitalization due to acute lower respiratory infection and exacerbation of chronic cardiopulmonary disease in Korea during 2010-2011; DOI: 10.1016/j.vaccine.2012.10.024
Seo 2014; Effectiveness of the influenza vaccine at preventing hospitalization due to acute exacerbation of cardiopulmonary disease in Korea from 2011 to 2012; DOI: 10.4161/hv.26858
Shapiro 2003; Influenza vaccination: Reduction in hospitalizations and death rates among members of "Maccabi Healthcare Services" during the 2000-2001 influenza season; DOI: NA
Sharma 2018; Immunogenicity and safety of the first indigenously developed Indian tetravalent influenza vaccine (split virion) in healthy adults ≥ 18 years of age: a randomized, multicenter, phase II / III clinical trial; DOI: 10.1080/21645515.2018.1441654
Shasha 2019; Quadrivalent versus trivalent influenza vaccine: clinical outcomes in two influenza seasons, historical cohort study; DOI: 10.1016/j.cmi.2019.05.003
Simonsen 2005; Impact of influenza vaccination on seasonal mortality in the US elderly population; DOI: 10.1001/archinte.165.3.265
Simpson 2015; Trivalent inactivated seasonal influenza vaccine effectiveness for the prevention of laboratory-confirmed influenza in a Scottish population 2000 to 2009; DOI: 10.2807/1560-7917.ES2015.20.8.21043
Singh 2019; Influenza vaccine: A viable option to protect pregnant women and infants from seasonal flu: A retrospective hospital-based study in India; DOI: 10.1111/ijcp.13361
Siriwardena 2010; Influenza vaccination, pneumococcal vaccination and risk of acute myocardial infarction: matched case-control study; DOI: 10.1503/cmaj.091891
Skowronski 2015; Interim estimates of 2014/15 vaccine effectiveness against influenza A(H3N2) from Canada's sentinel physician surveillance network, January 2015; DOI: 10.2807/1560-7917.ES2015.20.4.21022
Skowronski 2017; Interim estimates of 2016/17 vaccine effectiveness against influenza A(H3N2), Canada, January 2017; DOI: 10.2807/1560-7917.ES.2017.22.6.30460
Skowronski 2018; Early season co-circulation of influenza a(H3N2) and b(yamagata): Interim estimates of 2017/18 vaccine effectiveness, Canada, January 2018; DOI: 10.2807/1560-7917.ES.2018.23.5.18-00035
Skull 2007; Prevention of community-acquired pneumonia among a cohort of hospitalized elderly: Benefit due to influenza and pneumococcal vaccination not demonstrated; DOI: 10.1016/j.vaccine.2007.03.015
Song 2018; Effectiveness of influenza and pneumococcal polysaccharide vaccines against influenza-related outcomes including pneumonia and acute exacerbation of cardiopulmonary diseases: Analysis by dominant viral subtype and vaccine matching; DOI: 10.1371/journal.pone.0207918
Song 2019; Immunogenicity and safety of an egg-based inactivated quadrivalent influenza vaccine (GC3110A) versus two inactivated trivalent influenza vaccines with alternate B strains: A phase III randomized clinical trial in adults; DOI: 10.1080/21645515.2018.1536589
Souayah 2009; Guillain-Barre syndrome after vaccination in United States: data from the Centers for Disease Control and Prevention/Food and Drug Administration Vaccine Adverse Event Reporting System (1990-2005); DOI: 10.1097/CND.0b013e3181aaa968
Souayah 2012; Guillain-Barre syndrome after influenza vaccination in the United States, a report from the CDC/FDA vaccine adverse event reporting system (1990-2009); DOI: 10.1097/CND.0b013e31824db14e
Spaude 2007; Influenza vaccination and risk of mortality among adults hospitalized with community-acquired pneumonia; DOI: 10.1001/archinte.167.1.53
Sribhutorn 2016; The modification effect of influenza vaccine on prognostic indicators for cardiovascular events after acute coronary syndrome: observations from an influenza vaccination trial; DOI: 10.1155/2016/4097471
Stein 2018; Seasonal influenza vaccine effectiveness in preventing laboratory-confirmed influenza in primary care in Israel, 2016-2017 season: insights into novel age-specific analysis; DOI: 10.1093/cid/cix1013
Stevanovic 2018; Safety and immunogenicity of a seasonal trivalent inactivated split influenza vaccine: a phase I randomized clinical trial in healthy Serbian adults; DOI: 10.1080/21645515.2017.1415683
Stowe 2009; Investigation of the temporal association of Guillain-Barre syndrome with influenza vaccine and influenza-like illness using the United Kingdom General Practice Research Database; DOI: 10.1093/aje/kwn310
Strijbos 2019; A prospective, double-blind, randomized, placebo-controlled study on the efficacy and safety of influenza vaccination in myasthenia gravis; DOI: 10.1016/j.vaccine.2019.01.007
Sullivan 2014; Influenza vaccine effectiveness during the 2012 influenza season in Victoria, Australia: Influences of waning immunity and vaccine match; DOI: 10.1002/jmv.23847

Details (Author Year; Title; DOI)
Sullivan 2014; Influenza vaccine effectiveness in Australia: results from the Australian Sentinel Practices Research Network; DOI: 10.5694/mja14.00106
Sullivan 2016; Pooled influenza vaccine effectiveness estimates for Australia, 2012-2014; DOI: 10.1017/s0950268816000819
Sung 2014; Influenza vaccination reduces hospitalization for acute coronary syndrome in elderly patients with chronic obstructive pulmonary disease: A population-based cohort study; DOI: 10.1016/j.vaccine.2014.04.064
Suzuki 2014; Vaccine effectiveness against medically attended laboratory-confirmed influenza in Japan, 2011-2012 Season; DOI: 10.1371/journal.pone.0088813
Talbot 2011; Effectiveness of seasonal vaccine in preventing confirmed influenza-associated hospitalizations in community dwelling older adults; DOI: 10.1093/infdis/jjq076
Talbot 2013; Effectiveness of influenza vaccine for preventing laboratory-confirmed influenza hospitalizations in adults, 2011-2012 influenza season; DOI: 10.1093/cid/cit124
Tam 2018; The effectiveness of influenza vaccination against medically-attended illnesses in Hong Kong across three years with different degrees of vaccine match, 2014-17; DOI: 10.1016/j.vaccine.2018.08.075
Tartof 2016; Safety of seasonal influenza vaccination in hospitalized surgical patients: A cohort Study; DOI: 10.7326/M15-1667
Tartof 2019; Safety of influenza vaccination administered during hospitalization; DOI: 10.1016/j.mayocp.2018.11.024
Tennant 2020; Factors associated with adverse outcomes during influenza outbreaks in aged care facilities; DOI: 10.1111/1753-6405.12933
Thomas 2014; Estimating vaccine effectiveness against severe influenza in England and Scotland 2011/2012: applying the screening method to data from intensive care surveillance systems; DOI: 10.1017/S0950268813000824
Thompson 2014; Effectiveness of seasonal trivalent influenza vaccine for preventing influenza virus illness among pregnant women: A population-based case-control study during the 2010-2011 and 2011-2012 influenza seasons; DOI: 10.1093/cid/cit750
Thompson 2018; Influenza vaccine effectiveness in preventing influenza-associated intensive care admissions and attenuating severe disease among adults in New Zealand 2012-2015; DOI: 10.1016/j.vaccine.2018.07.028
Thompson 2019; Influenza vaccine effectiveness in preventing influenza-associated hospitalizations during pregnancy: a multi-country retrospective test negative design study, 2010-2016; DOI: 10.1093/cid/ciy737
Ting 2011; The effect of influenza vaccination on the incidence of chronic obstructive pulmonary disease exacerbations in the immediate postvaccination period; DOI: 10.1136/jech.2009.092296
Torner 2015; Influenza vaccine effectiveness assessment through sentinel virological data in three post-pandemic seasons; DOI: 10.4161/hv.36155
Tozandehjani 2019; Safety of inactivated influenza vaccine in patients with egg allergy in Kurdistan Province, Iran; DOI: NA
Tramuto 2019; Surveillance data for eight consecutive influenza seasons in Sicily, Italy; DOI: 10.4269/ajtmh.19-0059
Trebbien 2017; Changes in genetically drifted H3N2 influenza A viruses and vaccine effectiveness in adults 65 years and older during the 2016/17 season in Denmark; DOI: 10.1016/j.jcv.2017.06.007
Tsai 2007; The relationship between influenza vaccination and outpatient visits for upper respiratory infection by the elderly in Taiwan; DOI: 10.1111/j.1524-4733.2006.00158.x
Tsurudome 2015; Immunogenicity and safety of an inactivated quadrivalent influenza vaccine in healthy adults: A phase II, open-label, uncontrolled trial in Japan; DOI: 10.1111/1348-0421.12316
Tuells 2018; Vaccination of pregnant women in the Valencian Community during the 2014-15 influenza season: a multicentre study; DOI: NA
Turner 2014; Interim estimates of the effectiveness of seasonal trivalent inactivated influenza vaccine in preventing influenza hospitalisations and primary care visits in Auckland, New Zealand, in 2014; DOI: NA
Valenciano 2013; Early estimates of seasonal influenza vaccine effectiveness in Europe: Results from the I-MOVE multicentre case-control study, 2012/13; DOI: NA
Valent 2018; Influenza vaccine effectiveness in an Italian elderly population during the 2016-2017 season; DOI: 10.4415/ANN_18_01_13
Vamos 2016; Effectiveness of the influenza vaccine in preventing admission to hospital and death in people with type 2 diabetes; DOI: 10.1503/cmaj.151059
VanBeek 2017; Influenza-like illness incidence is not reduced by influenza vaccination in a cohort of older adults, despite effectively reducing laboratory-confirmed influenza virus infections; DOI: 10.1093/infdis/jix268
Vanhems 2016; Influenza vaccine effectiveness among healthcare workers in comparison to hospitalized patients: A 2004-2009 case-test, negative-control, prospective study; DOI: 10.1080/21645515.2015.1079677
vanVuuren 2009; Effectiveness of influenza vaccination in the elderly in South Africa; DOI: 10.1017/S0950268808001386
Vasileiou 2019; Seasonal influenza vaccine effectiveness in people with asthma: a national test-negative design case-control study; DOI: 10.1093/cid/ciz1086
Vesikari 2019; Immunogenicity and safety of a quadrivalent inactivated influenza vaccine in pregnant women: a randomized, observer-blind trial; DOI: 10.1080/21645515.2019.1667202
Vilcu 2018; Estimation of seasonal influenza vaccine effectiveness using data collected in primary care in France: comparison of the test-negative design and the screening method; DOI: 10.1016/j.cmi.2017.09.003
Vinograd 2013; Clinical effectiveness of seasonal influenza vaccine among adult cancer patients; DOI: 10.1002/cncr.28351

Details (Author Year; Title; DOI)
Wagner 2017; Influenza vaccination of adults with and without high-risk health conditions in China; DOI: 10.1093/pubmed/fdw041
Wang 2009; Live attenuated or inactivated influenza vaccines and medical encounters for respiratory illnesses among US military personnel; DOI: 10.1001/jama.2009.265
Wang 2013; Effectiveness of influenza vaccination in elderly diabetic patients: A retrospective cohort study; DOI: 10.1016/j.vaccine.2012.11.017
Wang 2013; Effectiveness of Influenza Vaccination in Patients with End-Stage Renal Disease Receiving Hemodialysis: A Population-Based Study; DOI: 10.1371/journal.pone.0058317
Wang 2016; Seasonal influenza vaccination is associated with reduced morbidity and mortality in peritoneal dialysis patients; DOI: 10.1093/ndt/gfv360
Wang 2017; Immunogenicity and safety of an inactivated quadrivalent influenza vaccine candidate versus inactivated trivalent influenza vaccines in participants ≥ 3 years of age: a double-blind, randomized, parallel-controlled phase III clinical trial in China; DOI: 10.1080/14760584.2017.1374181
Wolff 2020; Influenza vaccination and respiratory virus interference among Department of Defense personnel during the 2017-2018 influenza season; DOI: 10.1016/j.vaccine.2019.10.005
Yamada 2015; Vaccination during the 2013-2014 influenza season in pregnant Japanese women; DOI: 10.1007/s10096-014-2259-8
Yaron-Yakoby 2018; Effectiveness of influenza vaccine in preventing medically-attended influenza virus infection in primary care, Israel, influenza seasons 2014/15 and 2015/16; DOI: 10.2807/1560-7917.es.2018.23.7.17-00026
Zerbo 2017; No association between influenza vaccination during pregnancy and adverse birth outcomes; DOI: 10.1016/j.vaccine.2017.04.074
Zhang 2018; Moderate influenza vaccine effectiveness against influenza A(H1N1)pdm09 virus and low effectiveness against A(H3N2) virus among older adults during 2013-2014 influenza season in Beijing, China; DOI: 10.1080/21645515.2018.1441655
Zhang 2019; The effectiveness of influenza vaccination in preventing hospitalizations in elderly in Beijing, 2016-18; DOI: 10.1016/j.vaccine.2019.02.013
Zinman 2009; Safety of influenza vaccination in patients with myasthenia gravis: A population-based study; DOI: 10.1002/mus.21440
Zivich 2017; Influenza vaccination status and outcomes among influenza-associated hospitalizations in Columbus, Ohio (2012-2015); DOI: 10.1017/s0950268817002163
*Gras-Valenta 2019; Effectiveness of annual flu vaccination until week four of season 2018/2019; DOI: NA
*Haus-Cheymol 2007; Effectiveness of triennial anti-influenza vaccination in French military during the 2003-2004 influenza season; DOI: 10.1016/j.respe.2007.04.005
*Hernandez-Garcia 2010; [Frequency of adverse reactions after influenza vaccination in health care personnel of a university hospital in Spain]; DOI: 10.1016/j.eimc.2009.11.010
*Jiménez-Jorge 2014; [cycEVA study: case control study measuring influenza vaccine effectiveness in Spain, 2008-2013]; DOI: 10.4321/S1135-57272014000500005
*Kaji 2002; Influenza vaccination for elderly patients with neurological disease; DOI: 10.11150/kansenshogakuzasshi1970.76.263
*Kmiecik 2006; Safety of influenza vaccination in asthmatics; DOI: NA
*Kuri-Morales 2019; Clinical-epidemiological profile of deaths from influenza with a history of timely vaccination, Mexico, 2010-2018; DOI: 10.24875/GMM.19004708
*Martín-Rodríguez 2019; Effect of influenza vaccination in Primary Healthcare workers and the general population in Gran Canaria: A cross-sectional study; DOI: 10.1016/j.aprim.2017.11.010
*Pereira 2011; [Study on the adverse effects and protective effects of influenza vaccine among elderly individuals vaccinated through the public system in the municipality of Tubarao, State of Santa Catarina]; DOI: 10.1590/s0037-86822011000100012
*Pitigoi 2009; [Efficiency of seasonal influenza vaccine in persons older than 65 in Romania. Pilot case-control study I-MOVE, 2008-2009]; DOI: NA
*Sánchez Munoz-Torrero 2003; Utilization and effectiveness of the flu vaccination in the prevention of the hospitalization induced by cardiorespiratory decompensation in high-risk patients in C�aceres; DOI: 10.1157/13049432
*Valent 2005; Evaluation of the effectiveness of influenza vaccination among the elderly in Friuli-Venezia Giulia (Italy); DOI: NA
*VanDoorn 2017; Effectiveness of influenza vaccine in the Netherlands: Predominant circulating virus type and vaccine match are important conditions; DOI: NA
*Wang 2011; [Safety and immunogenicity on the formulation of trivalent split influenza vaccine among healthy people aged over 18 years]; DOI: NA
*Zhang 2009; Evaluation on the safety and immunogenicity of split influenza virus vaccine; DOI: NA
*Zhang 2009; Safety and immunological effect of domestic split influenza virus vaccine; DOI: NA
*Zhu 2004; Safety and immunogenicity of split vaccines of influenza viruses; DOI: NA
<i>Exclusion reason- No relevant outcomes</i>

Details (Author Year; Title; DOI)

Van Aalst 2020 Comparative effectiveness of high dose versus adjuvanted influenza vaccine: A retrospective cohort study
10.1016/j.vaccine.2019.09.105

Lapi 2019 Adjuvanted versus nonadjuvanted influenza vaccines and risk of hospitalizations for pneumonia and cerebro/cardiovascular events in the elderly; 10.1080/14760584.2019.1622418

**Denotes foreign language studies whose English abstracts were reviewed and, where accessible, the study texts (supported by online translation tools). Based on the combination of the English abstract and /or these unofficial translations, the studies were excluded for the provided reasons*

Appendix 4. Ongoing or completed studies

Title	Status	Study Identifier
Efficacy or effectiveness		
FLUAD vs. FLUZONE HD Influenza Vaccine in Residents of Long Term Care	Active, recruiting	NCT03694808
Study to Evaluate the Effectiveness of a High-Dose Quadrivalent Influenza Vaccine (QIV-HD) Compared to a Standard-Dose Quadrivalent Influenza Vaccine (QIV-SD) in Adults 65 Years of Age and Older	Active, recruiting	NCT04137887
Recombinant Influenza Vaccination in U.S. Nursing Homes	Active, recruiting	NCT03965195
Adjuvanted Influenza Vaccination in U.S. Nursing	Active, not recruiting	NCT02882100
Clinical Study to Evaluate the Efficacy, Safety and Immunogenicity of an MF59-Adjuvanted Quadrivalent Influenza Vaccine Compared to Non-influenza Vaccine Comparator in Adults \geq 65 Years of Age	Completed	NCT02587221
Flublok v. Standard Dose Vaccine Effectiveness Among Kaiser Permanente Northern California Adults 18-64 Years	Active, recruiting	NCT03694392
A Pivotal Trial to Assess the Safety and Clinical Efficacy of the M-001 as a Standalone Universal Flu Vaccine	Active, not recruiting	NCT03450915
Intradermal Influenza Vaccine With Topical Imiquimod in Elderly and Chronic Illness Patients	Active, recruiting	NCT04143451
Immunogenicity of Alternative Annual Influenza Vaccination Strategies in Older Adults in Hong Kong	Active, not recruiting	NCT03330132
Reducing the Burden of Influenza After Solid-Organ Transplantation	Active, recruiting	NCT03699839
Influenza Immunization in Adults Over Age 75	Active, recruiting	NCT02200276
Doyle JD, Beacham L, Martin ET, et al. Relative and absolute effectiveness of high-dose and standard-dose influenza vaccine against influenza-related hospitalization among older adults - United States, 2015-2017 [published online ahead of print, 2020 Feb 18. Clin Infect Dis. 2020;ciaa160. doi:10.1093/cid/ciaa160]	Completed	
Safety		
High vs. Standard Dose Flu Vaccine in Adult Stem Cell Transplant Recipients	Active, recruiting	NCT03179761
Vaccination Against Influenza to Prevent Cardiovascular Events After Acute Coronary Syndromes	Active, recruiting	NCT04001504
Study to Assess the Immune Response and the Safety Profile of a High-Dose Quadrivalent Influenza Vaccine (QIV-HD) Compared to a Standard-Dose Quadrivalent Influenza Vaccine (QIV-SD) in Europeans Adults 60 Years of Age and Older	Active, recruiting	NCT04024228
Safety, Tolerability and Immunogenicity of an Trivalent Inactivated Cell-Culture Influenza Vaccine in Healthy Adults	Completed	NCT03893669
Safety of RIV4 Versus IIV4 in Pregnant Women	Active, recruiting	NCT03969641
Recombinant Influenza Vaccine Containing Different H3 Antigens in Healthy Adults 18 to 30 Years of Age	Active, recruiting	NCT04144179
Flucelvax (TIVc or QIVc) Pregnancy Registry	Active, not recruiting	NCT03438487
FLUAD vs. Fluzone High-Dose Study	Completed	NCT03183908
Safety and Immunogenicity of Fluzone® Quadrivalent and Fluzone® High-Dose, Influenza Vaccines	Completed	NCT03617523

Appendix 5 Study characteristics for efficacy and effectiveness

Appendix 5.1 MF59[®] adjuvanted influenza vaccines

Author Year	Country Setting	Population Study size	Influenza season	Intervention vaccine	Comparator (s)	Diagnostic or confirmatory method	Clinical outcomes
Efficacy- randomised controlled trials							
No relevant studies identified.							
Effectiveness- case-control studies [^]							
Bella 2019 [34]	Italy Multicentre Hospitals	Adults (aged ≥ 65 years) N = 502 Cases: (n = 118, Mean age 76.3, 68 Males (57.6%) Controls: (n = 384), Mean age 77.8, 229 males (59.6%)	2017-2018	aIIV3 (Fluad)	Unvaccinated	SARI RT-PCR	Laboratory-confirmed influenza
Bellino 2019a [35]	Italy General Practice	Children and adults (aged ≥6 months) N = 2 526 Cases (n = 1 177) Controls (n = 1 349)	2018-2019	aIIV3 (Fluad)* IIV4 (Vaxigrip Tetra) IIV4 (Fluarix Tetra) IIV3 (Agrippal S1) IIV (Influpozzi Subunità)	Unvaccinated	ILI RT-PCR	Laboratory-confirmed influenza
Gasparini 2013 [68] Matched case-control	Italy	Older adults (aged >64 years) N = 374 Mean age = 78.1 (SD 8.2) Cases (n = 187): Mean age = 78.6 (SD 8.3), 104 Males (55.6%) Controls (n = 187): mean age = 77.7 (SD 8.0), 104 Males (55.6%)	2010–2011	aIIV3 (Inflexal V, Fluad)* Intanza	Unvaccinated	Discharge diagnosis of influenza or pneumonia (ICD-9 code) and GP record linkage Controls recruited by GPs	Hospitalisation for influenza or pneumonia
Gilca 2015 [70]	Canada Hospital	Adults (aged ≥65 years) N = 304 Median age 81.5 years (65–101) 30% were >85 years-old Cases (n = 186) Controls (n = 128)	2014-2015	aIIV3* IIV3	Unvaccinated	Respiratory symptoms RT-PCR	Laboratory-confirmed influenza
Kissling 2019 [85] Includes data from Kissling 2017 [86]	Europe Multicentre Primary care	Children and adults (aged >0 years) 2016–17 (N= 11 007): Cases (n = 4 909), Controls (n = 6 098) 2017–18 (N=7 601): Cases (n = 1 714), Controls (n = 5 887)	2016-2017 2017-2018	aIIV3* LAIV IIV3	Unvaccinated	ILI RT-PCR	Laboratory-confirmed influenza
Mira-Iglesias 2019 [97]	Spain Hospital	Adults (aged ≥60 years) N = 1 477 Cases (n = 482): 234 Males (48.4%) Controls (n = 994): 526 Males (52.9%)	2017-2018	aIIV3	IIV3 Unvaccinated	ILI RT-PCR	Laboratory-confirmed influenza
Pebody 2020a [104]	England General practice and Hospitals	Adults (aged ≥65 years) N = 1 439 Cases (n = 428) Controls (n = 1 013)	2018-2019	aIIV3	aIIV3 and aIIV4 Unvaccinated	RT-PCR	Laboratory-confirmed influenza hospitalisation

Author Year	Country Setting	Population Study size	Influenza season	Intervention vaccine	Comparator (s)	Diagnostic or confirmatory method	Clinical outcomes
Pebody 2020b [105]	United Kingdom General practice	Children and adults (aged >0 years) N = 2 326 Cases (n = 773) Controls (n = 1 553)	2018-2019	aIIV3* IIV3 IIV4 LAIV	Unvaccinated	ILI RT-PCR	Laboratory-confirmed influenza
Puig-Berbera 2004 [108] Matched case-control	Spain Hospital	Adults (aged >64 years) N = 815 Cases (n = 290) Controls (n = 525)	2002-2003	Adjuvanted influenza vaccines (94.7%)	Non-adjuvanted influenza vaccines (3.8%) Unvaccinated	Population vaccine registry and ICD-9 code linkage	Pneumonia related hospitalisation
Puig-Berbera 2007 [109] Matched case-control	Spain Hospital	Adults (aged > 64 years) N = 1 301 Cases (n = 476) Controls (n = 825)	2004-2005	aIIV3 (Fluad)	Unvaccinated	Population vaccine registry and ICD-9 code linkage	Hospitalisation secondary to: Acute coronary syndrome Cerebrovascular accident Pneumonia
Rondy 2017a [113] Includes data from Kissling 2017 [86]	Europe Multicentre Hospital	Adults (aged ≥65 years) Community- dwelling N = ,640 Cases (n = 1 099): Only A(H3N2) assessed (n = 1 073), Median age 81 (65–102), 516 males Controls (n = 1 541): Median age 80 (65–102)	2016-2017	aIIV3* Inactivated split virion influenza vaccine Inactivated subunit influenza vaccine	Unvaccinated	SARI RT-PCR	Laboratory-confirmed influenza
Rondy 2017b [114]	Europe Multicentre Hospitals	Adults (aged ≥65 years) Community- dwelling N = 1 802 Cases (n = 1,274): A(H1N1)pdm09 (n = 335), Median age 76 (65–95), 194 males Influenza B (n = 110), Median age 76 (65–94), 57 males Controls (n = 528): A(H1N1)pdm09 (n = 976), Median age 78 (65–101), 512 males Influenza B (n = 1 015) Median age 78 (65–101), 520 males	2015-2016	aIIV3* Inactivated split virion influenza vaccine Inactivated subunit influenza vaccine	Unvaccinated	SARI RT-PCR	Laboratory- confirmed influenza
Spadea 2014 [123] Matched case-control	Italy Hospitals	Adults (aged ≥65 years) N = 3 108 2010-2011: Cases (n = 269), Controls (n = 1 247) 2011-2012: Cases (n = 365), Controls (n = 1 227)	2010-2011 2011-2012	aIIV3	IIV3 Unvaccinated	Cases were hospitalised subjects for influenza or pneumonia with appropriate ICD-9 codes. Controls were hospitalised individuals not related to influenza or pneumonia.	Hospitalisation for influenza or pneumonia
Valenciano 2016 [132] Includes data from Rizzo 2016⁽¹¹²⁾	Europe Multicentre	Children and adults (aged >0 years) N = 6 579 Cases (n = 3 405): AH1N1pdm09 (n = 539) Median age 30.0, 301 males; AH3N2 (n = 1 828) Median age 28.0, 883 males; B (n = 1,038) Median age 39.0, 482 males Controls (n = 3,142): Median age 31.0, 1 532 males	2014-2015	aIIV3* Cell-derived inactivated subunit influenza vaccine Egg-derived inactivated split virion influenza vaccine Egg-derived inactivated subunit influenza vaccine	Unvaccinated	ILI RT-PCR	Laboratory-confirmed influenza
Van Buynder 2013 [133]	Canada Multicentre Community	Adults (aged ≥65 years) N = 282 Mean age 83.0 years (SE 0.51), 186 Females (66%), 160 residents of long term care facilities (57%) Cases (n = 84) Controls (n = 198)	2011-2012	aIIV3 (Fluad)	IIV3 (Fluviral) Unvaccinated	ILI Fourplex PCR	Laboratory-confirmed influenza

Author Year	Country Setting	Population Study size	Influenza season	Intervention vaccine	Comparator (s)	Diagnostic or confirmatory method	Clinical outcomes
Effectiveness- cohort studies							
Bellino 2019b [36]	Treviso, Italy General Practice	Adults (aged ≥65 years) 2014: N = 83 265 2015: N = 84 375 2016: N = 85 800	2014-2015 2016-2017	aIIV3 2014: n = 41 614, 18,349 males (44.1%) 2015: n = 41 857, 18,620 males (44.5% 2016: n = 44 250, 19 957 males (45.1%)	Unvaccinated 2014: n = 41 651, 17 905 males (43.0%) 2015: n = 42 518, 18,279 males (43.0%) 2016: n = 41 550, 17 804 males (42.8%)	Health administrative databases	Influenza-associated hospitalisation
Iob 2005 [76]	Italy Long term care facilities	Older adults (3.65% under 65 years of age) N = 3 173 Mean age 85 years (SD 10), 645 males	1998-1999	aIIV3 (n = 1 487):	IIV3 (n = 1 478): Unvaccinated (n = 208)	Physician assessment	Influenza like illness
Izurieta 2019 [78]	United States Community	Medicare beneficiaries (aged ≥65 years) N = 13 504 092	2017-18	cIIV4 (n = 659 249): 49.6% 65-74 years, 34.3% 75-84 years, 16.1% ≥85 years HD-IIV3 (n = 8 489,159): 51.1% 65-74 years, 34.6% 75-84 years, 14.4% ≥85 years aIIV3 (n = 1 473 536): 50.6% 65-74 years, 34.1% 75-84 years, 15.2% ≥85 years	IIV3 (n = 1 018,494): 48.4% 65-74 years, 34.4% 75-84 years, 17.2% ≥85 years IIV4 (n = 1 863 654): 52% 65-74 years, 33% 75-84 years, 15% ≥85 years	Medicare database linkage and ICD-10 codes	Influenza- related hospitalisations or ED visits
Mannino 2012 [94]	Lombardo region, Italy Community	Adults (aged ≥65 years) N = 164 254	2006-2007 2007-2008 2008-2009	aIIV3 (Fluad) n = 84 665: 43.2% male	IIV3 (Agrippal) n = 79 589: 43.2% male	Record linkage with administrative databases (ICD-9 codes)	Influenza- or pneumonia-associated hospitalisation
Puig Barbera 2013 [110]	Spain Community	Adults (aged ≥65 years) N = 373 798	2010-2011	aIIV3 (n = 197 180): 22% 65–69 years, 24% 70–74 years, 24% 75–79 years, 19% 80–84 years, 13% ≥85 years 86 741 males (44%)	IIV3 (Inflexal-V) n = 176 618: 22% 65–69 years, 24% 70–74 years, 24% 75–79 years, 17% 80–84 years, 12% ≥85 years 79 887 males (45%)	Linkage Vaccine health care Information System and ICD-9 codes	Influenza-associated hospitalisation

^Test-negative case-control design unless otherwise stated; *Denotes only data for specific vaccine available for inclusion in this review

Key: aIIV3 – adjuvanted trivalent inactivated influenza vaccine; HD-IIV3– high-dose trivalent inactivated influenza vaccine; IIV3 – trivalent inactivated influenza vaccine; IIV4 – quadrivalent inactivated influenza vaccine; ILI – influenza-like illness; LAIV – live attenuated influenza vaccine; RT PCR - real time polymerase chain reaction; SARI – Severe acute respiratory infections

Appendix 5.2 High-dose influenza vaccines

Author Year	Country Setting	Population Study size	Influenza season	Intervention vaccine	Comparator (s)	Diagnostic or confirmatory method	Clinical outcomes
Efficacy- randomised controlled trials							
DiazGranados 2014b [53] Additional results from DiazGranados 2014a [52] and DiazGranados 2015a [55]	United States and Canada Multicentre	Adults (aged ≥65 years) without moderate or severe acute illnesses N = 31 989	2011-2012 Northern hemisphere 2012-2013 Northern hemisphere	HD-IIV3 (n = 15 990): Mean age 73.3 (SD 5.8), 6 780 males (42.4%)	SD-IIV3 (n = 15 993) Mean age 73.3(SD 5.8), 7 030 males (43.9%)	Nasopharyngeal swab Culture confirmed swab and/or Positive PCR	Laboratory-confirmed ILI Culture-confirmed ILI Respiratory illness All-cause hospitalisation Serious cardio-respiratory events Pneumonia events
Gravenstein 2017 [71]	United States	Adults (aged ≥65 years) who were long-stay residents of nursing homes N = 52 738 HD group (N = 26 369) SD group (N = 26 369)	2013–2014 Northern hemisphere	HD-IIV3 (N = 26 369) Mean age 83.6 (SD 8.8), 19 262 females (72%)	SD-IIV3 (N = 26 369) Mean age 83.6 (SD 8.9), 19 016 females (72%)	Medicare claims based on ICD-9 codes	Hospital admissions related to pulmonary and influenza-like conditions All-cause hospital admissions All-cause mortality
Effectiveness- case control studies							
Zimmerman 2016 [139]	United States Multicentre	Children and Adults (aged >6 months) N = 9 311 Cases (n = 2 233) Controls (n = 7 078)	2014-2015	HD-IIV3 SD-IIV3 SD-IIV4 LAIV	Unvaccinated	ARI RT-PCR	Laboratory-confirmed influenza
Effectiveness- cohort studies							
Butler 2019 [41]	United States	Adults (aged ≥65 years) undergoing in-center maintenance hemodialysis N = 225 215	2010-11 2011-12 2012-13 2013-14 2014-2015	HD-IIV3 (n = 5 776): Mean age 75.8 (SD 6.9), 3 064 males (53.0%)	SD-IIV3 (n = 219 439): Mean age 74.6 (SD 7.0) 111 827 males	Claims-based influenza definitions from the USRDS	Influenza- or pneumonia-associated hospitalisation ILI
Izurieta 2015 [79]	United States Community	Medicare beneficiaries (aged ≥65 years) N = 2 545 275	2012-2013	HD-IIV3 (Fluzone High-Dose) n = 929 730: Mean age 75.74 (SD 7.19), 391 350 males (42.1%)	Standard dose influenza vaccine (n = 1 615 545): Mean age 75.35 (SD 7.27), 656 473 males (40.63%)	Medicare database linkage and ICD-9 codes	ILI Influenza associated hospitalization or ED visit
Izurieta 2019 [78]	United States Community	Medicare beneficiaries (aged ≥65 years) N = 13 504 092	2017-18	ccIIV4 (n = 659 249): 49.6% 65-74 years, 34.3% 75-84 years, 16.1% ≥85 years HD-IIV3 (n = 8 489 159): 51.1% 65-74 years, 34.6% 75-84 years, 14.4% ≥85 years aIIV3 (n = 1 473 536): 50.6% 65-74 years, 34.1% 75-84 years, 15.2% ≥85 years	SD-IIV3 (n = 1 018 494): 48.4% 65-74 years, 34.4% 75-84 years, 17.2% ≥85 years SD-IIV4 (n = 1,863,654): 52% 65-74 years, 33% 75-84 years, 15% ≥85 years	Medicare database linkage and ICD-10 codes	Influenza- related hospitalizations or ED visits
Lu 2019 [92]	United States	Adults (aged ≥65 years) N = 19 922,180	2012-2013 2013-2014 2014-2015 2015-2016 2016-2017 2017-2018	HD-IIV3 (Fluzone high dose) n = 13 770 207: 50.3% 65–74 years, 35.90% 75–84 years, 13.8% ≥85 years, 5 745 684 males (41.7%)	SD-IIV3 (n = 6 151 913): 52.7% 65–74 years, 34.0% 75–84 years 13.30% ≥85 years n = 817 571, 2 480 066 males (40.30%)	Medicare claims database and ICD-9 codes	Influenza-related hospital encounters, (defined by inpatient stays or emergency department)

Author Year	Country Setting	Population Study size	Influenza season	Intervention vaccine	Comparator (s)	Diagnostic or confirmatory method	Clinical outcomes
Richardson 2015 [111]	United States Primary care	Adults (aged ≥65 years) N = 165 225	2010-2011	HD-IIV3 (Fluzone High-dose) n = 25 714: Mean age 75.5 (SD 7.45), 25 316 males (98.5%)	SD-IIV3 (Fluzone) n = 139 511: 13 945 males (98.2%), Mean age 75.0 (SD 7.43)	Linkage administrative databases and ICD- 9 codes	Influenza- or pneumonia-associated hospitalisation
Shay 2017 [120]	Spain Community located pharmacies Medicare administrative files	Adults (aged ≥65 years) Medicare beneficiaries	2012-2013 2013-2014	HD-IIV3: 2012-2013 (n = 1 039 645) 2013-2014 (n = 1 508 176)	SD-IIV3: 2012-2013 (n = 1 683 264) 2013-2014 (n = 1 877 327)	Medicare administrative databases and ICD- 9 code	Post influenza mortality Influenza-associated hospitalisation or ED visit
Young-Xu 2018 [137]	United States Veterans Health	Adults (aged ≥65 years) Presented as groups before and after matching. Results after matching taken. N = 73 773	2015-2016	HD-IIV3 (Fluzone High-dose) n = 24 682: 55% 65–74 years, 25% 75–84 years, 19% ≥85 years, 24 219 males (98%)	SD-IIV3 (n = 49 091): 66% 65–74 years, 23% 75–84 years, 10% ≥85 years, 47 984 males (97%)	Veterans Health Administration electronic medical record and ICD codes	Influenza- or pneumonia associated hospitalisation Influenza- or pneumonia related primary care physician, urgent care or ED visits
Young-Xu 2019 [138]	United States Medical centres and community-based outpatient clinics	Veterans Health Adults (aged ≥65 years) N = 1 728 562 1 702 824 males (98.5%) HD-TIV recipients tended to have a higher prevalence of comorbidities.	2010-2011 2011-2012 2012-2013 2013-2014 2014-2015	HD-IIV3 (Fluzone High-Dose) n = 158 636: 34% 65–69 years, 18% 70–74 years, 17% 75–79 years, 16% 80–84 years, 14% ≥85 years	SD-IIV3 (n = 3 480 288): 32% 65–69 years, 19% 70–74 years, 18% 75–79 years, 16% 80–84 years, 14% ≥85 years	VHA electronic medical records and ICD-9 codes	Influenza- or pneumonia-associated hospitalisations

Key: aIIV3– adjuvanted trivalent inactivated influenza vaccine; HD-IIV3 – high-dose trivalent inactivated influenza vaccine; IIV3 – trivalent inactivated influenza vaccine; IIV4 – quadrivalent inactivated influenza vaccine; ILI – influenza-like illness; LAIV – live attenuated influenza vaccine; RT PCR - real time polymerase chain reaction; SARI – Severe acute respiratory infections; SD-IIV3 – Standard dose trivalent inactivated influenza vaccine

Appendix 5.3 Cell-based influenza vaccines

Author Year	Country Setting	Population Study size	Influenza season	Intervention vaccine	Comparator (s)	Diagnostic or confirmatory method	Clinical outcomes
Efficacy- randomised controlled trials							
Barrett 2011 [31]	Austria Multicentre	Healthy adults (aged 18-48 years) N = 7 520	2008-2009 Northern hemisphere	ccIIV3 (n = 3 623): Median age 31 years (range 18-49) 1 823 Males (50%)	Phosphate buffered saline (n = 3,620): Median age 30 years (range 18-49) 1 865 Males (42%)	Nasopharyngeal swabs Traditional culture methods and RT-PCR analyses	Culture-confirmed influenza infection antigenically matched to vaccine strains Culture-confirmed or RT-PCR influenza infection irrespective of match to vaccine strains by strain
Frey 2010 [65]	United States, Poland and France Multicentre	Healthy adults (aged 18-49 years) N = 11 404 Across groups: Mean age 32.7–33.0 years, 44%–45% were male	2007–2008 Northern Hemisphere	ccIIV3 (n = 3 828)	IIV3 (n = 3 676) Phosphate buffered saline (n = 3 900)	Nasal and throat specimens Cell culture and positive PCR	ILI Laboratory-confirmed Influenza
Effectiveness- case control studies							
Bruxvoort 2019 [40]	United States Hospitals utilising a certain electronic record system	Children and Adults (aged ≥4 years) N = 8 132 Individuals <65 years (n = 3 143) Adults ≥ 65 years (n = 4 989)	2017-2018	ccIIV3 ccIIV4	IIV3 IIV4 Unvaccinated	Multiplex PCR	Laboratory-confirmed influenza hospitalisation
Castilla 2016 [42]	Navarra, Spain Primary healthcare centres and hospitals	Children and Adults (aged ≥6 months) N=1 213 Cases (n = 619) Controls (n= 594)	2014-2015	Cell-based influenza subunit vaccine (Optaflu)* Egg-grown influenza subunit vaccine (Chiroflu), only in those <18 years	Unvaccinated	ILI RT-PCR	Laboratory-confirmed influenza
DeMarcus 2019 [51]	United States Military treatment facility	Department of Defense healthcare beneficiaries (Children and Adults aged ≥6 months) N = 4 037 Cases (n = 1 757) Controls (n = 2 280)	2017-2018	ccIIV4 (Flucelvax)* IIV4 (FluLaval and Fluarix)	Unvaccinated	ILI RT-PCR or Viral culture	Laboratory- confirmed influenza
Effectiveness- cohort studies							
Izurieta 2019 [78]	United States Community N = 13 504 092	Medicare beneficiaries (aged ≥65 years)	2017-18	ccIIV4 (n = 659 249); 49.6% 65-74 years, 34.3% 75-84 years, 16.1% ≥85 years HD-IIV3 (n = 8 489 159): 51.1% 65-74 years, 34.6% 75-84 years, 14.4% ≥85 years allIIV3 (n = 1 473 536): 50.6% 65-74 years, 34.1% 75-84 years, 15.2% ≥85 years	IIV3 (n = 1 018 494): 48.4% 65-74 years, 34.4% 75-84 years, 17.2% ≥85 years IIV4 (n = 1 863 654): 52% 65-74 years, 33% 75-84 years, 15% ≥85 years	Medicare database linkage and ICD-10 codes	Influenza- related hospitalisations or ED visits

Key: aIIV3 – adjuvanted trivalent inactivated influenza vaccine; ccIIV3- cell-based trivalent inactivated influenza vaccine; ccIIV4- cell-based quadrivalent inactivated influenza vaccine; HD-IIV3 – high-dose trivalent inactivated influenza vaccine; ILI – influenza-like illness; LAIV – live attenuated influenza vaccine; IIV4 – quadrivalent inactivated influenza vaccine; RT PCR - real time polymerase chain reaction; IIV3 – trivalent inactivated influenza vaccine

Appendix 5.4 Recombinant HA influenza vaccines

Author Year	Country Setting	Population Study size	Influenza season	Intervention vaccine	Comparator (s)	Diagnostic or confirmatory method	Clinical outcomes
Efficacy- randomised controlled trials							
Dunkle 2017a [57]	United States Multicentre Outpatients	Adults (aged ≥ 50 years) living independently without clinically significant acute illness N = 9 003	2014-2015 Northern Hemisphere	RIV4 (n = 4 328): Mean age 63 years (range 50-96), 1796 males (41.5%)	IIV4 (n = 4 344) Mean age 63 years (range 50-94), 1 807 males (41.6%)	Nasopharyngeal swabs Virus cultures and positive RT-PCR	Protocol-defined ILI Culture-confirmed influenza-like illness PCR-confirmed ILI
Treanor 2011 [127]	United States Multicentre	Healthy adults (aged 18-55 years) N = 4 648 Across groups: Mean age 32.5 years, 41% male	2007-2008	RIV3 (n = 2 344)	Saline (n = 2 304)	Subjects completed a weekly diary to record influenza symptoms. Returned to the clinic if they observed any acute respiratory symptoms or fever. Combined nasal and throat swabs for virus culture	CDC-defined ILI Laboratory-confirmed influenza
Effectiveness- Case Control Studies							
No relevant studies identified.							
Effectiveness- Cohort studies							
No relevant studies identified.							

Key: ILI – influenza-like illness; IIV4 – quadrivalent inactivated influenza vaccine; PCR - polymerase chain reaction; RIV3- Recombinant HA trivalent inactivated influenza vaccines; RIV4- Recombinant HA quadrivalent inactivated influenza vaccine

Appendix 6. Vaccine and circulating strain characteristics

Appendix 6.1 MF59[®] adjuvanted influenza vaccines

Author (Year)	Intervention Vaccine Included strains	Comparator Included strains (if applicable)	Season Circulating strains
Efficacy- randomised controlled trials			
No relevant studies identified.			
Effectiveness- case control studies			
Bella 2019 [34]	aIIV3 (Fluad)* A/Michigan/45/2015, Victoria Lineage	Unvaccinated	2017-2018 Co-dominated by the B (60%) and the A viruses (40%). 94% of subtyped A viruses belonged to the A/H1N1pdm09 strain, mostly characterised by the genetic subgroup 6B.1. 99% of B viruses belonged to the Yamagata Lineage.
Bellino 2019a [35]	aIIV3 (Fluad) A/Singapore/INFIMH-16-0019/2016, 3C.2a1 subclade. A/Michigan/45/2015	IIV4 (Vaxigrip Tetra) IIV4 (Fluarix Tetra) IIV3 (Agrippal S1) IIV3 (Influpozzi Subunit) A/Singapore/INFIMH-16-0019/2016, 3C.2a1 subclade. A/Michigan/45/2015 Unvaccinated	2018-2019 Dominated by type A viruses (99.9%). Co-circulation of influenza A(H1N1)pdm09 (50.1%) and A(H3N2) viruses (49.9%). 6% A(H1N1)pdm09 viruses clustered within the 6B.1A subclade. 70.6% of A(H3N2) viruses Clustered within subclade 3C.2a1b, 5.4% in subclade 3C.2a2, 24.0% in clade 3C.3a.
Gaspirini 2013 [68]	aIIV3 (Inflexal V and Fluad) Strains not reported	IIV3 (Intanza) Strains not reported Unvaccinated	2010-2011 A/California/07/09pdm (67%), followed by B virus (B/ Brisbane/60/2008) (23.5%) and A/H3N2 (A/Perth/16/2009) (9.3%)
Gilca 2015 [70]	aIIV3 Retention of the same three influenza vaccine antigens as were also used in 2013/14, including the A/Texas/50/2012 (H3N2)-like strain	IIV3 Retention of the same three influenza vaccine antigens as were also used in 2013/14, including the A/Texas/50/2012 (H3N2)-like strain	2014-2015 Dominant A(H3N2) season
Kissling 2019 [85] Includes data from Kissling 2017 [86]	aIIV3 2016-2017 A/Hong Kong/4801/2014 (H3N2)-like virus A/California/7/2009 (H1N1)pdm09-like virus 2017-2018 A/Hong Kong/4801/2014 (H3N2)-like virus A/Michigan/45/2015 (H1N1)pdm09-like virus	LAIV IIV3 2016-2017 A/Hong Kong/4801/2014 (H3N2)-like virus A/California/7/2009 (H1N1)pdm09-like virus 2017-2018 A/Hong Kong/4801/2014 (H3N2)-like virus A/Michigan/45/2015 (H1N1)pdm09-like virus Unvaccinated	2016-2017 Influenza A(H3N2) predominated with very little A(H1N1) pdm09 and B circulating. Influenza A(H3N2): 24% A/HongKong/4801/2014 (3C.2a clade), 74% A/Bolzano/7/2016-like (3C.2a1 clade), 1% A/Switzerland/9715293/2013 (3C.3a clade). 2017-2018 Influenza B/Yamagata was the main circulating strain. Both A (H1N1) pdm09 and A(H3N2) circulated. Influenza A(H3N2): 55% 74A/HongKong/4801/2014-like (3C.2a clade), 43% A/Singapore/INFIMH-16-0019/2016-like (3C.2a1 clade) and 2% A/Switzerland/9715293/2013-like (3C.3a clade). Influenza A(H1N1)pdm09: 100% A/Michigan/45/2015 (clade 6B.1)
Mira-Iglesias 2019 [97]	aIIV3 A/Michigan/45/2015(H1N1)-like A/HongKong/4801/2014(H3N2)-like B/ Brisbane/60/2008(Victoria-lineage)-like	IIV3 A/Michigan/45/2015(H1N1)-like A/HongKong/4801/2014(H3N2)-like B/ Brisbane/60/2008(Victoria-lineage)-like Unvaccinated	2017-2018 Co-circulation of influenza A(H1N1) pdm09, A(H3N2) and B/Yamagata lineage. A(H1N1)pdm09 = 16.8%, A(H3N2) = 48.0%, B/Yamagata = 31.1%, B/Victoria = 0.2%, Not subtyped = 3.9%.
Pebody 2020a [104]	aIIV3 Strains not reported	IIV4 IIV3 Strains not reported	2018-2019 A(H1N1)pdm09 and A (H3N2) co-circulated

Author (Year)	Intervention Vaccine Included strains	Comparator Included strains (if applicable)	Season Circulating strains
Pebody 2020b [105]	aIIV3 A(H3N2) vaccine strain (subclade 3C.2a1) B/Victoria-lineage quadrivalent and trivalent vaccine component virus (B/Colorado/06/2017-like virus)	IIV3 IIV4 LAIV A(H3N2) vaccine strain (subclade 3C.2a1) B/Victoria-lineage quadrivalent and trivalent vaccine component virus (B/Colorado/06/2017-like virus)	2018-2019 Influenza A(H1N1)pdm09 followed by influenza A(H3N2), with very little influenza B observed. Influenza A(H3N2): 99% subclade 3C.2a Influenza B: clade 1A of the B/Victoria lineage
Puig-Berbera 2004 [108]	Adjuvanted influenza vaccine (94.7%) Strains not reported	Non-adjuvanted influenza vaccine (3.8%) Unvaccinated Strains not reported	2002-2003 Non-applicable
Puig-Berbera 2007 [109]	aIIV3 (Fluad) Strains not reported	Unvaccinated	2004-2005 Non-applicable
Rondy 2017a [113] Includes data from Kissling 2017 [86]	aIIV3 The A(H3N2) vaccine component was A/Hong Kong/2014 (3c.2a).	Inactivated split virion influenza vaccine Inactivated subunit influenza vaccine The A(H3N2) vaccine component was A/Hong Kong/2014 (3c.2a) Unvaccinated	2016-2017 A(H3N2) viruses predominated
Rondy 2017b [114]	aIIV3 A/California/7/2009 (H1N1)pdm09-like virus A/Switzerland/9715293/2013 (H3N2)-like virus B/Phuket/3073/2013-like virus (Yamagata lineage)	Inactivated split virion influenza vaccine Inactivated subunit influenza vaccine A/California/7/2009 (H1N1)pdm09-like virus A/Switzerland/9715293/2013 (H3N2)-like virus B/Phuket/3073/2013-like virus (Yamagata lineage) Unvaccinated	2015-2016 A(H1N1)pdm09 and influenza B (mainly Victoria lineage) viruses predominated
Spadea 2014 [123]	aIIV3 Strains not reported	IIV3 Strains not reported Unvaccinated	2010-2011 A/H1N1, Influenza B, A/H3N2 2011-2012 A/Perth/16/2009, A/Victoria/361/2011, B/Victoria/2/87 and B/Yamagata/16/88
Valenciano 2016 [132] Includes data from Rizzo 2016 [112]	Cell-derived Inactivated subunit influenza vaccine Adjuvanted influenza vaccine A/California/7/2009 (H1N1)pdm09-like virus A/Texas/50/2012 (H3N2)-like virus B/Massachusetts/2/2012-like virus	Egg-derived Inactivated split virion influenza vaccine Egg-derived Inactivated subunit influenza vaccine A/California/7/2009 (H1N1)pdm09-like virus A/Texas/50/2012 (H3N2)-like virus B/Massachusetts/2/2012-like virus Unvaccinated	2014-2015 Predominance of A(H3N2) but with influenza A(H1N1) pdm09 and B also circulating
Van Buynder 2013 [133]	aIIV3 (Fluad) A/California/7/2009 (H1N1)-like virus A/Perth/16/2009 (H3N2)-like virus B/Brisbane/60/2008-like virus.	IIV3 (Fluviral) A/California/7/2009 (H1N1)-like virus A/Perth/16/2009 (H3N2)-like virus B/Brisbane/60/2008-like virus. Unvaccinated	2011-2012 Not reported
Effectiveness- Cohort Studies			
Bellino 2019b [36]	aIIV3 A/California/7/2009 (H1N1), A/Texas/50/2012 (H3N2) B/Massachusetts/2/2012 (Yamagata lineage). 2015-2016 A/California/7/2009 (H1N1), A/Switzerland/9715293/2013 (H3N2), B/Phuket/3073/2013 (Yamagata lineage) 2016-2017 A/California/7/2009 (H1N1), A/Hong Kong/4801/2014 (H3N2), B/Brisbane/60/2008 (Victoria lineage)	Unvaccinated	2014-2015 2014-2015: A 92% (H1N1 55%, H3N2 30%), B 8% (not subtyped) 2015-2016: A 82% (H1N1 8%, H3N2 75%), B 18% (Victoria 74%), 2016-2017: A 93% (H3N2 90%), B 7% (Yamagata 88%)

Author (Year)	Intervention Vaccine Included strains	Comparator Included strains (if applicable)	Season Circulating strains
Izurieta 2019 [78]	ccIIV4 HD-IIV3 aIIV3 IIV3: A(H1N1), A(H3N2), and a single type B (B/Victoria) lineage strain. IIV4: A(H1N1), A(H3N2), and 2 type B lineage strains.	IIV4 IIV3 IIV3: A(H1N1), A(H3N2), and a single type B (B/Victoria) lineage strain. IIV4: A(H1N1), A(H3N2), and 2 type B lineage strains.	2017-2018 Not reported
Mannino 2012 [94]	aIIV3 (Fluad) Both vaccines contained the recommended virus strains for the respective influenza season in the Northern Hemisphere.	IIV3 Both vaccines contained the recommended virus strains for the respective influenza season in the Northern Hemisphere.	2006-2007, 2007-2008, 2008-2009 Seasons 2006-2007 and 2008-2009 were mainly A/H3N2 epidemics. Season 2007-2008 showed mainly circulation of A/H1N1 and B viruses.
Puig Barbera 2013 [110]	aIIV3 A/California/7/2009 (H1N1)-like, A/Perth/16/2009 (H3N2)-like and B/Brisbane/60/2008/like,	IIV3 (Inflexal-V) A/California/7/2009 (H1N1)-like, A/Perth/16/2009 (H3N2)-like and B/Brisbane/60/2008/like,	2010-2011 Predominant circulating influenza strains, A(H1N1)pdm09 and B

**Denotes only data for specific vaccine available for inclusion in this review*

Key: aIIV3 – adjuvanted trivalent inactivated influenza vaccine; HD-IIV3 – high-dose trivalent inactivated influenza vaccine; LAIV – live attenuated influenza vaccine; IIV4 – quadrivalent inactivated influenza vaccine; IIV3 – trivalent inactivated influenza vaccine; SD-IIV3 – Standard-dose trivalent inactivated influenza vaccine

Appendix 6.2 High-dose influenza vaccines

Author (Year)	Intervention vaccine Included strains	Comparator Included strains (if applicable)	Season Circulating strains
Efficacy- randomised controlled trials			
DiazGranados 2014b [53] Additional results from DiazGranados 2014a [52] and DiazGranados 2015a [56]	HD-IIV3 Dose: 0.5ml 60 µg hemagglutinin 2011-2012: A/California/7/2009 (H1N1), A/Victoria/210/2009 (H3N2), B/Brisbane/60/2008 2012-2013: A/California/7/2009 (H1N1), A/Victoria/361/ 2011 (H3N2), B/Texas/6/2011 (B/Wisconsin/ 1/2010-like virus)	SD-IIV3 Dose: 0.5ml 15 µg of hemagglutinin per strain 2011-2012: A/California/7/2009 (H1N1), A/Victoria/210/2009 (H3N2), B/Brisbane/60/2008 2012-2013: A/California/7/2009 (H1N1), A/Victoria/361/ 2011 (H3N2), B/Texas/6/2011 (B/Wisconsin/ 1/2010-like virus)	2011-2012 Northern Hemisphere 2012-2013 Northern Hemisphere A/H1N1, A/H3N2 and B.
Gravenstein 2017 [71]	HD-IIV3 Strains not reported	SD-IIV3 Strains not reported	2013-2014 A(H1N1)pdm09 strain was the dominant circulating virus
Effectiveness- case control studies			
Zimmerman 2016 [139]	HD-IIV3 SD-IIV3 SD-IIV4 LAIV A/California/7/2009(H1N1), A/Texas/50/2012(H3N2) (A/Victoria/361/2011-like) B/Massachusetts/2/2012 (B/Yamagata lineage)	SD-IIV3 SD-IIV4 LAIV A/California/7/2009(H1N1), A/Texas/50/2012(H3N2) (A/Victoria/361/2011-like) B/Massachusetts/2/2012 (B/Yamagata lineage) Quadrivalent addition: B/Brisbane/60/2008 (B/Victoria lineage) Unvaccinated	2014-2015 Influenza A/H3N2 was the dominant virus, causing disease in November 2014 through February 2015, but B/Yamagata became the dominant virus in March 2015.
Effectiveness- cohort studies			
Butler 2019 [41]	HD-IIV3 60 µg HA Strains not reported	SD-IIV3 15 µg HA Strains not reported	2010-2011, 2011-2012, 2012-2013, 2013-2014, 2014-2015 A(H3N2) viruses were the predominant strain for all influenza seasons with the exception of 2013-2014 (H1N1).
Izurieta 2015 [79]	HD-IIV3 (Fluzone High-Dose) 60 µg HA Strains not reported	SD-IIV3 15 µg HA Strains not reported	2012-2013 Not reported
Izurieta 2019 [78]	Cell-Cultured IIV4 HD-IIV3 allIV3 IIV3: A(H1N1), A(H3N2), and a single type B (B/Victoria) lineage strain. IIV4: A(H1N1), A(H3N2), and 2 type B lineage strains.	IIV4 SD-IIV3 IIV3: A(H1N1), A(H3N2), and a single type B (B/Victoria) lineage strain. IIV4: A(H1N1), A(H3N2), and 2 type B lineage strains.	2017-2018 Not reported
Lu 2019 [92]	HD-IIV3 (Fluzone High- Dose) Strains not reported	SD-IIV3 Strains not reported	2012-2013, 2013-2014, 2014-2015, 2015-2016, 2016-2017, 2017-2018 Influenza A(H3N2) dominated in 4 seasons. Influenza A(H3N2) and influenza A(H1N1)-dominated in the other seasons.
Richardson 2015 [111]	HD-IIV3 (Fluzone High-dose) 60 µg HA Strains not reported	SD-IIV3 (Fluzone) 15 µg HA Strains not reported	Not reported

Author (Year)	Intervention vaccine Included strains	Comparator Included strains (if applicable)	Season Circulating strains
Shay 2017 [120]	<p>HD-IIV3 2012-2013 A/California/7/2009(H1N1)pdm09-like virus, A/Victoria/361/2011(H3N2)-like virus, and B/Wisconsin/1/2010-like virus</p> <p>2013-2014 A/California/7/2009(H1N1)pdm09-like virus, A(H3N2) virus antigenically like the cell-propagated prototype virus A/Victoria/361/2011(A/Texas/50/2012) and a B/Massachusetts/2/2012-like virus</p>	<p>SD-IIV3 2012-2013 A/California/7/2009(H1N1)pdm09-like virus, A/Victoria/361/2011(H3N2)-like virus, and B/Wisconsin/1/2010-like virus</p> <p>2013-2014 A/California/7/2009(H1N1)pdm09-like virus, A(H3N2) virus antigenically like the cell-propagated prototype virus A/Victoria/361/2011(A/Texas/50/2012) and a B/Massachusetts/2/2012-like virus</p>	<p>2012-2013 2013-2014 Influenza B viruses circulated in both seasons, representing 20%–30% of influenza detections. H1N1 H3N2</p>
Young-Xu 2018 [137]	<p>HD-IIV3 (Fluzone High-Dose) 60 µg HA Strains not reported</p>	<p>SD-IIV3 15 µg HA Strains not reported</p>	<p>2015-2016 Not reported</p>
Young-Xu 2019 [138]	<p>HD-IIV3 (Fluzone High-Dose) 60 µg per strain Strains not reported</p>	<p>SD-IIV3 15 µg per strain Strains not reported</p>	<p>2010-2011, 2011-2012, 2012-2013, 2013-2014, 2014-2015 Not reported</p>

Key: aIIV3 – adjuvanted trivalent inactivated influenza vaccine; HD-IIV3 – high-dose trivalent inactivated influenza vaccine; LAIV – live attenuated influenza vaccine; IIV4 – quadrivalent inactivated influenza vaccine; IIV3 – trivalent inactivated influenza vaccine; SD-IIV3 – Standard dose trivalent inactivated influenza vaccine

Appendix 6.3 Cell-based influenza vaccines

Author (Year)	Intervention vaccine Included strains	Comparator Included strains (if applicable)	Season Circulating strains
Efficacy-randomised controlled trials			
Barrett 2011 [31]	ccIIV3 Dose: 0.5ml 15µg hemagglutinin A-H1N1: A/Brisbane/59/2007 A-H3N2: A/Uruguay/716/2007 (A/Brisbane/10/2007-like) B: B/Florida/4/2006	Phosphate buffered saline Dose: 0.5ml	2008-2009 Northern Hemisphere 63 (86%) of the specimens identified as A/H1N1, six (8%) as A/H3N2, and four (5%) as B.
Frey 2010 [65]	ccIIV3 Dose: 0.5ml 15mg of hemagglutinin A/Solomon Islands/3/2006 (H1N1)-like, A/Wisconsin/67/2005 (H3N2)-like, B/Malaysia/2506/2004-like	IIV3 Dose: 0.5ml 15mg of hemagglutinin A/Solomon Islands/3/2006 (H1N1)-like, A/Wisconsin/67/2005 (H3N2)-like, B/Malaysia/2506/2004-like <i>Phosphate buffered saline</i> Dose: 0.5ml	2007-2008 Northern Hemisphere A/H1N1, A/H3N2 and B.
Effectiveness- case control studies			
Bruxvoort 2019 [40]	ccIIV3 ccIIV4 Strains not reported	IIV3 IIV4 Strains not reported Unvaccinated	2017-2018 Influenza A(H3N2)-predominant season. Other Influenza A and Influenza B also circulating.
Castilla 2016 [42]	Cell-based influenza subunit vaccine (Optaflu) A/California/7/2009(H1N1)pdm09-like A/Texas/50/2012(H3N2)-like B/Massachusetts/2/2011-like	Egg-grown influenza subunit vaccine (Chiroflu), only in those <18 years A/California/7/2009(H1N1)pdm09-like A/Texas/50/2012(H3N2)-like B/Massachusetts/2/2011-like Unvaccinated	2014-2015 81 influenza A(H3N2) viruses characterised were 13A/Samara/73/2013-like (group 3C.3), 14 A/Newcastle/22/2014-like (group 3C.3b), 33 A/HongKong/5738/2014-like (group 3C.2a) and A/Switzerland/9715283/2013-like (group 3C.3a). Of the characterised A(H3N2) strains, 67% belonged to drifted genetic subgroups 3C.2a and 3C.3a. All 17 B viruses were B/Phuket/3073/2013-like (lineage Yamagata), and the 2 A(H1N1)pdm09 viruses were A/SouthAfrica/3626/2013-like.
DeMarcus 2019 [51]	ccIIV4 (FluLaval) IIV4 (FluLaval and Fluarix) Strains not reported	IIV4 (FluLaval and Fluarix) Strains not reported Unvaccinated	2017-2018. Influenza A(H3N2) was the predominant strain until week 4 when influenza B outcompeted A(H3N2); low levels of influenza A(H1N1)pdm09.
Effectiveness- cohort studies			
Izurieta 2019 [78]	cc IIV4 HD-IIV3 aIIV3 IIV3: A(H1N1), A(H3N2), and a single type B (B/Victoria) lineage strain. IIV4: A(H1N1), A(H3N2), and 2 type B lineage strains.	IIV4 SD IIV3 IIV3: A(H1N1), A(H3N2), and a single type B (B/Victoria) lineage strain. IIV4: A(H1N1), A(H3N2), and 2 type B lineage strains.	2017-2018 Not reported

Key: aIIV3 – adjuvanted trivalent inactivated influenza vaccine; ccIIV3- cell-based trivalent inactivated influenza vaccine; ccIIV4- cell-based quadrivalent inactivated influenza vaccine; HD-IIV3 – high-dose trivalent inactivated influenza vaccine; LAIV – live attenuated influenza vaccine; IIV4 – quadrivalent inactivated influenza vaccine; IIV3 – trivalent inactivated influenza vaccine; SD-IIV3 – standard-dose trivalent inactivated influenza vaccine

Appendix 6.4 Recombinant HA influenza vaccines

Author (Year)	Intervention vaccine Included strains	Comparator Included strains (if applicable)	Season Circulating strains
Efficacy- randomised controlled trials			
Dunkle 2017a [57]	RIV4 Dose: 0.5 ml 45 µg of recombinant hemagglutinin, 180 µg of protein A/California/7/2009 (H1N1)-like, A/Texas/50/2012 (H3N2), B/ Massachusetts/2/2012, and B/Brisbane/60/2008.	IIV4 Dose: 0.5 ml 15 µg of hemagglutinin, 60 µg of protein A/California/7/2009 (H1N1)-like, A/Texas/50/2012 (H3N2), B/ Massachusetts/2/2012, and B/Brisbane/60/2008.	2014-2015 Predominantly H3N2 viruses
Treanor 2011 [127]	RIV3 Dose: 45 mcg of each purified rHA0 formulated with 0.005% Tween®-20 in 10 mM sodium phosphate buffer A/Solomon Islands/3/2006 (H1N1), A/Wisconsin/67/2005 (H3N2), B/Malaysia/2506/2004	Saline	2007-2008 Eight isolates in the study (<5% of the total) were antigenically identical to the strains contained in the vaccine. All of these viruses were A/Wisconsin/67/2005-like H3N2 viruses. The remaining 111 influenza A viruses were characterised as antigenic variants including 12 H1N1 viruses antigenically resembling H1 drift variant A/Brisbane/59/2007, 41 H3N2 viruses antigenically resembling the H3 drift variant A/Brisbane/10/2007, 42 H3N2 viruses that could not be identified as either A/Wisconsin-like or A/Brisbane-like. Fifty-eight of the 59 influenza B viruses (98%) were antigenically similar to B/Florida/04/2006.
Effectiveness- case control studies			
No relevant studies identified.			
Effectiveness- cohort studies			
No relevant studies identified.			

Key: HA- Hemagglutinin; IIV4 – quadrivalent inactivated influenza vaccine; RIV3- Recombinant HA trivalent inactivated influenza vaccine; RIV4- Recombinant HA quadrivalent inactivated influenza vaccine

Appendix 7. Study characteristics for safety

Appendix 7.1 MF59[®] adjuvanted influenza vaccines

Author (Year)	Country Setting	Population Study size	Vaccine (s)	Comparator (s)	Safety outcomes
Randomised controlled trials					
Baldo 2007 [30]	Italy General Practice	Adults (aged 18-60 years) with chronic medical conditions* N = 238	aIIV3 (Fluad) n = 120: Mean age 51.4 (SD 12.1), 67 males (55.8%)	IIV3 (n = 118): Mean age 50.7 (SD 12.7), 53 males (44.9%)	Severe adverse events Local adverse events Systemic adverse events
Cowling 2019 [48]	Hong Kong	Adults (aged 65–82 years) Community dwelling N = 1 861	aIIV3 (Fluad) n = 508: 200 males (39%) HD-IIV3 (Fluzone HD) n = 510: 183 males (36%) Recombinant HA influenza vaccine (Flublok) n = 335: 140 males (42%)	IIV4 (FluQuadri) n = 508: 207 males (41%)	Local adverse events Systemic adverse events Serious adverse events
de Bruijn 2006 [49]	Netherlands	Adults (aged ≥61 years) N = 386 Approximately 50% aged >70 years	aIIV3 (Fluad) n = 130: Mean age 70.3	Virosomal influenza vaccine (Invivac) n = 129: Mean age 69.8 Subunit influenza vaccine (Influvac) n = 127: Mean age 70.5	Mortality Serious adverse events Local adverse events Systemic adverse events
Della Cioppa 2014 [50]	Germany, Poland and Belgium Multicentre	Healthy Adults (aged ≥65 years) N = 270	Two groups of aIIV3 (Fluad) n = 90: Group 1 (n = 47) Mean age 68.5 (SD 3.1), 42% male; Group 2 (n = 43) Mean age 69.0 (SD 3.5), 46% male	Two groups of Intradermal low-dose IIV3 (n = 93): Group 1 (n = 47) Mean age 68.3 (SD 3.5), 49% male; Group 2 (n = 46) Mean age 69.6 (SD 5.1), 48% male Two groups of Intramuscular IIV3 (n = 87): Group 1 (n = 44) Mean age 69.2 (SD 3.6), 40% male; Group 2 (n = 43) Mean age 69.2 (SD 4.0), 56% male	Serious adverse events Any adverse event
Durando 2008 [59]	Italy Multicentre Outpatient	Adults (aged 18-65) N = 256 Grouped by HIV serostatus	aIIV3 (Fluad) Seronegative (n = 81): Mean age 31.4 (SD 7.5), 66 males (81.5%) aIIV3 (Fluad) Seropositive (n = 46): Mean age 41.0 (SD 5.7), 40 males (86.9%)	IIV3 (Aggripal) Seronegative (n = 80): Mean age 32.5 (SD 7.1), 71 males (88.7%) IIV3 (Aggripal) Seropositive (n = 49): Mean age 40.1 (SD 6.4), 39 males (79.6%)	Serious adverse events Mortality Local adverse events Systemic adverse events
Essink 2020 [62]	United States Multicentre	Adults (aged ≥65 years) N = 1 778 Mean age 72.5 (SD 5.5), 771 males (43.3%)	aIIV4 (n = 889): Mean age 72.4 (SD 5.5), 372 males (41.8%)	aIIV3 (Fluad) n = 445: Mean age 72.4 (SD 5.6), 196 males (44.0%) aIIV3 (alternate B strain) n = 444: Mean age 72.6 (SD 5.5), 203 males (45.7%)	Serious adverse events Mortality Local adverse events Systemic adverse events
Frey 2003 [64]	United States Multicentre Research centres	Adults (aged 18-64 years) N = 301	aIIV3 (Fluad) n = 150	IIV3 (Fluzone) n = 151	Local adverse events Systemic adverse events
Frey 2014 [66]	United States, Philippines, Panama and Columbia Multicentre	Adults (aged ≥65 years) N = 7 109	aIIV3 (Fluad) n = 3,479: Mean age 71.9 (SD 5.3), 36% male	IIV3 (Agriflu) n = 3,482: Mean age 71.8 (SD 5.3), 34% male	Mortality Local adverse events Systemic adverse events

Author (Year)	Country Setting	Population Study size	Vaccine (s)	Comparator (s)	Safety outcomes
Gabutti 2005 [67]	Italy Hospital	Adults (aged 18-65 years) HIV seropositive N = 40	aIIV3 (Fluad) n = 18: Age 40.2 (95% CI 35.5 to 44.9), 14 males (77.8%)	IIV3 (Agrippal) n = 19: Age 37.1 (95% CI 34.5 to 39.7), 14 males (73.7%)	Serious adverse events Local adverse events Systemic adverse events
Gasparini 2001 [69]	Italy Multicentre Outpatients	Adults (aged ≥65 years) N = 308	aIIV3 (Fluad) n = 204: Mean age 75.9, 91 males (45%)	IIV3 (Agrippal) n = 104: Mean age 75.4, 46 males (44%)	Serious adverse events Local adverse events Systemic adverse events
Kumar 2016 [87]	Canada Outpatients	Adult kidney transplant recipients N= 68 Median age 49.7 (range 21.6-78.8), 47 males, median time from transplantation to vaccination 8.10 (range 0.73-33)	aIIV3 (Fluad) n = 34: Median age 48.6 (range 21.6-74.6), 20 males, median time from transplantation to vaccination 9.32 (range 0.76-22.6)	IIV3 (Agriflu) n = 34: Median age 51.5 (range 28.4-78.8), 27 males, median time from transplantation to vaccination 7.00 (range 0.73-33)	Local adverse events Systemic adverse events
Li 2008 [88]	China	Adults (aged ≥60 years) N = 600	aIIV3 (Fluad) n = 400	IIV3 (Agriflu) n = 200	Serious adverse events Local adverse events Systemic adverse events
Magnani 2005 [93]	Italy	Adult heart transplant recipients N = 58 Median age 55, 46 males, time since transplant 30)	aIIV3 (Fluad) n = 21	IIV3 (Agrippal) n = 21 Unvaccinated n = 16	Systemic adverse events
Minutello 1999 [96]	Italy Community	Adults (aged ≥65 years) N = 92	aIIV3 (Fluad) n = 46: Mean age 71.5 years (range 65±81), 43.5% male	IIV3 (Agrippal S1) n = 46: Mean age 73.4 years (range 65±90), 56.5% male	Serious adverse events Local adverse events Systemic adverse events
Natori 2017 [99]	Canada Tertiary care centre	Adult allogeneic hematopoietic stem cell transplant recipients N= 73 Median age 54 (range 22–74), 40 males	aIIV3 (Fluad) n = 35: Median age 54.5 (range 23–74), 23 males	IIV3 (Influvac) n = 38: Median age 52.5 (range 22–69), 17 males	Local adverse events Systemic adverse events
Pregliasco 2001 [107]	Italy Nursing homes	Institutionalized elderly adults (aged >64 years) N = 635 Median age 86 (range 65-106), 207 males	aIIV3 (Fluad) n = 207: Median age 86	IIV3 (Inflexal) n = 213: Median age 86 IIV3 (Inflexal V) n =215: Median age 86	Mortality Local adverse events Systemic adverse events
Ruf 2004 [115]	Germany, Multicentre	Adults (aged ≥60 years) N = 827 Mean age 67.9 years (SD 6.3), more females than male subjects in TIV group. Reactogenicity analysis n = 815 (≥65 years n = 491)	aIIV3 (Fluad) n = 273	IIV3 (Fluarix) n = 272 IIV3 (Inflexal V) n = 270	Local and general symptoms Serious adverse events
Scheifele 2013 [118]	Canada	Adults (aged ≥65 years) N = 922 Mean age 73.8 years, 371 males (40.7%)	aIIV3 (Fluad) n = 306: Mean age 73.8 years, 122 males (40.5%)	Intradermal IIV3 (Intanza) n = 306: Mean age 73.7 years, 124 males (40.9%) IIV3 (Agriflu) n = 310: Mean age 73.9 years, 125 males (40.7%)	Serious adverse events Mortality Local adverse events Systemic adverse events
Seo 2014 [119]	South Korea, Multicentre Community	Healthy, independently-living adults (aged ≥65 years) N = 354	aIIV3 (Fluad) n = 118: Median age 71 (65–88), 36 males (32.4%),	IIV3 (Agrippal) n= 118: Median age 73 (65–88), 44 males (38.9%) Intradermal split vaccine n = 118: Median age 72 (65–86), 36 males (32.4%)	Local adverse events Systemic adverse events

Author (Year)	Country Setting	Population Study size	Vaccine (s)	Comparator (s)	Safety outcomes
Sindoni 2009 [121]	Italy Social community settings	Adults (aged ≥65 years) Social community settings N = 195	aIIV3 (Fluad) n =96: Mean age 79.04 (SD 8.29), 26 males	IIV3 (Agrimipal) n = 99: Mean age 80.29 (SD 7.78), 25 males	Serious adverse events Local adverse events Systemic adverse events
VanDamme 2009 [134]	Belgium and France Multicentre Outpatients	Adults (aged ≥65years) N = 795 Mean age 74.3 (SD 6.4), 370 males (46.5%)	aIIV3 (Fluad) n = 397: Mean age 74.7 (SD 6.6), 176 males (44.3%)	Intradermal IIV3 (Intanza) n = 398: Mean age 73.9 (SD 6.3), 194 males (48.7%)	Serious adverse events Mortality Local adverse events Systemic adverse events
Non-randomised studies					
Lindert 2019 [89]	United States Phase I through III trials	Healthy, independently living adults (aged ≥65 years) N = 10 952	aIIV3 (Fluad) First-dose RCTs: aIIV3 (n = 5,754) Mean age 72.9 (SD 6.2) 38.9% male Revaccination pooling: Year2: aIIV3 (n = 492) mean age 76.5 (SD 7.5), 42.9% male Year 3: aIIV3 (n = 150)	IIV3 First-dose RCTs: IIV3 (n = 5,198) Mean age 72.8 (SD 6.2), 37.1% male Revaccination pooling: Year2: IIV3 (n = 330) Mean age 77.3 (SD 7.7), 41.2% male Year 3: IIV3 n= 87	Adverse events Serious adverse events Adverse events leading to withdrawal Adverse events leading to hospitalisation Mortality
Otten 2020 [102]	Berlin, Germany Clinical trial	Adults (aged ≥65 years) 2/6 groups received licensed aTIV: Group 1 (n=28), mean age 69.7, 14 males (50%) Group 5 (n=28), mean age 70.0, 17 males (60.7%)	aIIV3 (Fluad)	Non-applicable	Local adverse events Systemic adverse events Mortality
Panatto 2020 [103]	Italy Multicentre General practitioner	Adults (aged ≥65 years) 2015-2016: 1 060 doses 2016-2017: 1 046 doses 20172018: 1 045 doses	aIIV3 (Fluad)	Non-applicable	Local adverse events Systemic adverse events
Tsai 2011 [130]	Clinical trials and pharmaco-vigilance databases		aIIV3 (Fluad) ccIIV3 (Optaflu)	Non-adjuvanted vaccine	Narcolepsy
Villa 2013 [135]	Northern Italy Local health authorities	Adults (aged ≥65 years) N = 107 661	aIIV3 (Fluad): 88,449 doses, mean age 76.5 years	IIV3 (Agrimipal): 82,539 doses, mean age 74.9 years	AESIs AESIs leading to hospitalisation

Key: aIIV3 – adjuvanted trivalent inactivated influenza vaccine; AESI - adverse event of special interest; HD-IIV3- high-dose trivalent inactivated influenza vaccine; HIV- Human Immunodeficiency Virus; IIV4- quadrivalent inactivated influenza vaccine; IIV3 – trivalent inactivated influenza vaccine; SD-IIV3- standard-dose trivalent inactivated influenza vaccine

Appendix 7.2 High-dose influenza vaccines

Author (Year)	Country Setting	Population Study size	Vaccine (s)	Comparator (s)	Safety outcomes
Randomised controlled trials					
Chang 2019 [43]	United States Multicentre	Adults (aged ≥65 years) N = 2 670	HD-IIV4 (n = 1 680): Mean age 72.9 (SD 5.66), 703 males (41.8%)	Two HD-IIV3 pooled for analysis: HD-IIV3 1 (n = 423): Mean age 72.8 (SD 5.82), 172 males (40.7%) HD-IIV3 2 (n = 430): Mean age 73.2 (SD 5.50), males (44.4%)	Serious adverse events Mortality Local adverse events Systemic adverse events
Colmegna 2020 [46]	Canada Multicentre	Adults with Rheumatoid Arthritis N = 279	HD-IIV3 (Fluzone HD) n = 138: Mean age 59.7 (SD 13.9), 29 males (21%)	SD-IIV4 (Fluzone) n = 136: Mean age 62.9 (SD 11.8), 27 males (20%)	Serious adverse events Local adverse events Systemic adverse events
Couch 2007 [47]	United States Multicentre	Adults (aged ≥65 years) medically stable for any underlying illness N = 414	HD-IIV3 (n = 206): Median age 73 (range 65-95), 104 males (50%)	SD-IIV3 (n = 208): Median age 72 (range 65-88), 108 males (52%)	Serious adverse events Mortality Local adverse events Systemic adverse events
Cowling 2019 [48]	Hong Kong	Adults (aged 65–82 years) Community dwelling N = 1 861	aIIV3 (Fluad) n = 508: 200 males (39%) HD-IIV3 (Fluzone HD) n = 510: 183 males (36%) Recombinant HA influenza vaccine (Flublok) n = 335: 140 males (42%)	SD-IIV4 (FluQuadri) n = 508: 207 males (41%)	Serious adverse events Hospitalization
DiazGranados 2014b [53]	United States and Canada Multicentre	Adults (aged ≥65 years) without moderate or severe acute illnesses N = 31 989	HD-IIV3 (n = 15,990): Mean age 73.3 (SD 5.8), 6,780 males (42.4%)	SD-IIV3 (n = 15,993) Mean age 73.3(SD 5.8), 7,030 males (43.9%)	Serious adverse events Mortality
DiazGranados 2015b [56]	United States Multicentre	Adults (aged 50- 64 years) who were medically stable N= 300	HD-IIV3 (Fluzone High Dose) n = 148: Mean age 57.6 (SD 4.4), 50 males (33.8%)	SD-IIV3 (Fluzone) n = 152: Mean age 57.7 (SD 4.1), 56 males (36.8%)	Serious adverse events Mortality Local adverse events Systemic adverse events
DiazGranados 2016 [54]	United States and Canada Multicentre	Adults (aged ≥65 years) who were medically stable Year 1 N = 14 500 Reenrollment Year 2 N = 7 643	Year 1 HD-IIV3, Year 2 HD-IIV3 (n = 1,942): Mean age 74.3 (SD 5.6), 817 males (42.1%) Year 1 SD-IIV3, Year 2 HD-TIV (n = 1,881): Mean age 74.1 (SD 5.5), 795 males (42.2%) Year 1 HD-IIV3 or SD-IIV3, Year 2 HD-IIV3 (n = 3,823): Mean age 74.2 (SD 5.6), 1,612 males (42.2%) Year 1 HD-IIV3, Year 2 SD-IIV3 (n = 1891): Mean age 74.2 (SD 5.7), 821 males (43.4%)	Year 1 SD-IIV3, Year 2 SD-IIV3 (n = 1,929): Mean age 74.3 (SD 5.7), 810 males (42.0%)	Serious adverse events (death, hospitalization, considered as life-threatening or medically important, or resulting in disability)
Falsey 2009 [63]	United States Multicentre	Adults (aged ≥65 years) Community-dwelling N = 3 876 Mean age 73 (SD 6)	HD-IIV3 (n = 2,573): Mean age 73 (SD 6), 1,320 females (51%)	SD-IIV3 (n = 1,260): Mean age 73 (SD 6), 688 females (55%)	Mortality Local adverse events Systemic adverse events
Halasa 2016 [73]	United States Outpatients	Adults (aged ≥ 18 years) Hematopoietic Stem Cell Transplantation Patients N = 44 Median age 50.1 years (19.6 to 72.8), , 61.4% male	HD-IIV3 (Fluzone) n = 29: Median age 50 (range 43-59), 17 males (59%)	SD-IIV3 (Fluzone) n = 15: Median age 50 (range 44-57), 10 males (66%)	Serious adverse events Local adverse events Systemic adverse events
Jamshed 2016 [80]	United States Hospital	Adults (aged 18-64 years) Receiving chemotherapy for malignancy N = 105	HD-IIV3 (Fluzone HD) n = 54: Mean age 53.94 (SD 7.16), 23 males (38%)	SD-IIV3 (Fluzone) n = 51: Mean age 52.9 (SD 7.95), 24 males (51%)	Serious adverse events Local adverse events Systemic adverse events

Author (Year)	Country Setting	Population Study size	Vaccine (s)	Comparator (s)	Safety outcomes
Keipp Talbot 2018 [82]	United States	Adults (aged ≥65 years) N = 31 989 Median age 72.2 years	HD-IIV3 (Fluzone HD) n = 15,992: 42.9% male	SD-IIV3 (Fluzone)n = 15,991: 43.9% female	Gastrointestinal events
Keitel 2006 [83]	United States Community	Adults (aged ≥65 years) N = 202 Median age 72.5 years (range 65-88)	HD-IIV3 per strain (n = 50)	15 ug IIV3 per strain (n = 51) 30 ug IIV3 per strain (n = 51) Placebo (n = 50)	Serious adverse events Mortality Local adverse events Systemic adverse events
McKittrick 2013 [95]	United States Outpatients	Adults (aged ≥18years) HIV infected N= 195	HD-IIV3 (Fluzone HD) n = 100: Median age 44 (range 35 to 50), 64 males (64%)	SD-IIV3 (Fluzone) n = 95: Median age 46 (range 37 to 53), 73 males (77%)	Mortality Hospitalisation Local adverse events Systemic adverse events
Nace 2015 [98]	United States Multicentre Long term care facilities	Frail adults (aged ≥65 years) Long term care facilities residents N = 187 Mean age 87 (SD 6), 59 males (32%)	HD-IIV3 (Fluzone HD) n = 89: Mean age 87 (SD 6), 32 males (36%)	SD-IIV3 (Fluzone) n = 98: Mean age 86 (SD 6), 17 males (28%)	Mortality Serious adverse events
Natori 2018 [100]	Canada	Adult (aged ≥18 years) Solid organ transplant recipients N = 172 Median age 57 (range 18–86), 121 males (70.3%), Median time from transplant to vaccination 38 months (range 12–89.5)	HD-IIV3 (Fluzone HD) n = 87: Median age 57 (range 18–86), 60 males (69.0%), Median time from transplant to vaccination 48 (range 14–95)	SD-IIV3 (Fluviral) n = 85: Median age 57(range 19–80), 61 males (71.8%), Median time from transplant to vaccination 33.5 (range 11–89.5)	Local adverse events Systemic adverse events
Noh 2019 [101]	Republic of Korea	Adults (aged 19-64 years) N = 40	HD-IIV4 (n = 30): Median age 39.5, 26.7% male	SD-IIV4 (n = 10): Median age 31.5, 40.0% male	Local adverse events Systemic adverse events
Pillet 2019 [106]	United States	Adults (aged ≥18 years) N = 750 Grouped by age: Group 1 (aged 18-49 years) n = 300 Group 2 (aged ≥50 years) n = 450	Group 1 (aged 18-49 years): HD(60 µg) IIV4 (n = 75) Group 2 (aged ≥50 years): HD(60 µg) IIV4 (n = 74)	Group 1 (aged 18-49 years): SD(15 µg)- IIV4 (n = 75) SD(30 µg)- IIV4 (n = 75) Placebo (n = 75) Group 2 (aged ≥50 years): SD(15 µg)- IIV4 (n = 75) SD(30 µg)- IIV4 (n = 75) A10H3 adjuvanted SD(7.5 µg) IIV4 (n = 76) A10H3 adjuvanted SD(15 µg) IIV4 (n = 76) Placebo (n = 75)	Serious adverse events Local adverse events Systemic adverse events
Sanchez 2019 [117]	Japan Outpatients	Adults (aged ≥65 years) N = 175	Intramuscular HD- IIV4 (n = 60): Mean age 70.2 (SD 3.6), 32 males (53.3%) Subcutaneous HD- IIV4 (n = 60): Mean age 70.6 (SD 3.5), 33 males (55%)	Subcutaneous SD- IIV4 (n = 55): Mean age 69.9 (SD 3.8), 30 males (54.5%)	Serious adverse events Mortality Local adverse events Systemic adverse events
Tsang 2014 [131]	United States Multicentre	Adults (aged ≥18 years) Grouped by age (18-49 years; ≥65 years). Only those ≥65 years possessed comparisons of interest for the present review Adults (aged ≥65 years): N = 1912	HD-IIV3 (n = 320): Mean age 73.0 (SD 6.0), 137 males (42.8)	SD-IIV3 (Fluzone) n = 319: Mean age 73.4 (SD 5.9), 143 males (44.8%) 15 µg intradermal vaccine (n = 637): Mean age 73.1 (SD 6.0), 272 males (42.8%) 21 µg intradermal vaccine (n = 636): Mean age 72.9 (SD 5.9), 288 males (45.4%)	Serious adverse events Mortality Local adverse events Systemic adverse events

Non-randomised studies

Author (Year)	Country Setting	Population Study size	Vaccine (s)	Comparator (s)	Safety outcomes
Arya 2019 [29]	United States Medicare	Adults (aged ≥65 years)	HD-IIV3 vaccine 60 µg HA per strain 2015-2016: n = 6 936 021 4 037 736 females (58.2%), 65–74 years n = 3 458 968 (49.9%) 75-84 years n = 2 432 437 (35.1%) 85+ years n = 1 044 616 (15.1%) 2016-2017: n = 8 100 846 4,719,542 females (58.3%), 65–74 years n = 4 058 115 (50.1%) 75-84 years n = 2 813 561 (34.7%) 85+ years n = 1 229 170 (15.2%)	SD-IIV3 and SD-IIV4 15 µg HA per strain 2015-2016: n = 6,218,036 3 707 972 females (59.6%), 65–74 years n = 2 945 163 (47.4%) 75-84 years n = 2 125 867 (34.2%) 85+ years n = 1 147 006 (18.5%) 2016-2017: n = 5 298 835 3 150 894 females (59.5%), 65–74 years n = 2,550 615 (48.1%) 75-84 years n = 1 791 917 (33.8%) 85+ years n = 956 303 (18.0%)	Self-reported Guillain Barré Syndrome
Branagan 2017 [38]	United States Academic hospital	Patient with a diagnosis of MM or another PCD n = 51 Median age 65 years, 61 males (31%)	HD-IIV3 (Fluzone High-dose) 60 µg HA per strain	Non-applicable	Adverse events
Chong 2020 [45]	New York, United states Tertiary cancer care centre	Patients with advanced cancer on immune checkpoint inhibitors N = 370	HD-IIV3 (n = 171)	SD-IIV4 (n = 163) SD-IIV3 (n = 36)	Influenza-related adverse event (any grade)
Kaka 2017 [81]	United States Minneapolis Veteran Affairs Health Care System clinics	Adults (aged ≥65 years) N = 2 709	HD-IIV3 (Fluzone High-dose) n = 1,211 532 males (99%), 65–74 years n = 371 (68%) 75–84 years n = 125 (23%) ≥85 years n = 51 (9.3%)	SD-IIV3 (n = 1,498): 539 males (99%), 65–74 years n = 385 (71%) 75–84 years n = 117 (22%) ≥85 years n = 38 (7%)	Local adverse events Systemic adverse events
Strowd 2018 [124]	United States, Single institution for patients with a diagnosis of primary CNS malignancy	Patients with primary CNS malignancy N = 27 Mean age 52.7 years (SD 12.9), 11 males (41%)	HD-IIV3 (Fluzone high-dose)	Non-applicable	Local adverse events Systemic adverse events Tolerability

Key: aIIV3– adjuvanted trivalent inactivated influenza vaccine; HD-IIV3 – high-dose trivalent inactivated influenza vaccine; IIV3 – trivalent inactivated influenza vaccine; IIV4 – quadrivalent inactivated influenza vaccine; ILI – influenza-like illness; LAIV – live attenuated influenza vaccine; RT PCR - real time polymerase chain reaction; SARI – severe acute respiratory infections; SD-IIV3 – standard-dose trivalent inactivated influenza vaccine

Appendix 7.3 Cell-based influenza vaccines

Author (Year)	Country Setting	Population Study size	Vaccine (s)	Comparator (s)	Safety outcomes
Randomised controlled trials					
Bart 2016 [32]	United States Multicentre Outpatients	Adults (aged ≥18 years) N = 2 680	ccIV4 (n = 1 335) Mean age 57.4 (SD 17.8), 603 males (45.2%)	ccIV3 (Optaflu) n = 669: Mean age 57.1 (SD 18.1), 277 males (41.4%) ccIV3 (Flucelvax) n = 676: Mean age 57.2 (SD 18.0), 284 males (42.0%)	Serious adverse events Mortality Local adverse events Systemic adverse events
Barrett 2011 [31] Includes data reported by Ehrlich 2012b [61]	Austria Multicentre Outpatients	Healthy adults (aged 18-48 years) N = 7 520	ccIV3 (n=3 623) Median age 31 years (range 18–49) 1 823 males (50%)	Phosphate buffered saline (n=3 620) Median age 30 years (range 18–49) 1 865 males (42%)	Serious adverse events Mortality Local adverse events Systemic adverse events
Choi 2017 [44]	Republic of Korea University hospitals	Adults and elderly individuals N = 1 503 Mean age 43.27 (SD 14.31), 556 males (37.0%)	ccIV4 (n = 752): Mean age 43.36 (SD 14.46), 276 males (36.7%)	Two IIV3 First IIV3 (n = 373): Mean age 43.38 (SD 14.20), 135 males (36.2%) Second IIV3 (n = 378): Mean age 42.96 (SD 14.14), 145 males (38.4%)	Local adverse events Systemic adverse events
Ehrlich 2012a [60]	United States Multicentre	Adults (aged>50 years) N = 3 208 Grouped by age Group 1 (aged 50-64 years) Group 2 (aged ≥65 years)	ccIV3 (n = 2 842): Group 1 (aged 50-64 years) n = 1 762 Group 2 (aged ≥65 years) n = 1 080	IIV3 (Fluzone) n = 366: Group 1 (aged 50-64 years) n = 229 Group 2 (aged ≥65 years) n = 137	Serious adverse events Mortality Local adverse events Systemic adverse events
Frey 2010 [65]	United States, Poland and France Multicentre	Healthy adults (aged 18-49 years) N=11 404 Across groups: Mean age 32.7–33.0 years, 44%–45% were male.	ccIV3 (Optaflu) n = 3 828	IIV3 (n = 3,676) Phosphate buffered saline (n = 3,900)	Serious adverse events Local adverse events Systemic adverse events
Groth 2009 [72]	Germany	Adults (aged ≥ 18 years) N = 240 Phase 1 (n = 40): 18-40 years Phase 2 (n = 200): 18-60 years (n = 80); ≥61 years (n = 120)	ccIV3 (n = 120): 18-60 years (n = 60) ≥61 years (n = 60)	IIV3 (Agrippal) n = 120: 18-60 years (n = 62) ≥61 years (n = 58)	Serious adverse events Mortality Local adverse events Systemic adverse events
Halperin 2002 [75]	Canada	Adults and children (aged ≥3 years) N = 940 Children (aged 3-12) n = 209: Mean age 8 (range 3–13) Adults (aged 19-50) n = 462: Mean age 33 (range 19–51), 162 males (35%) Seniors (aged ≥65 years) n = 269: Mean age 74 (range 65–100), 138 males (51%)	ccIV3	IIV3 (Fluviral)	Local adverse events Systemic adverse events
Song 2015 [122]	Republic of Korea Multicentre	Adults (aged ≥19 years) N = 1 155 Mean age 41.6 (SD 15.2), 347 males (30%)	ccIV3 (n = 1 050): Mean age 41.6 (SD 15.2), 318 males (30.3%) Further grouped by age for safety outcomes: Group 1 (aged 19-59 years) n = 835 Group 2 (aged ≥60 years) n = 210	IIV3 (Agrippal) n = 155: Mean age 41.1 (SD 15.2), 29 males (27.6%) Further grouped by age for safety outcomes: Group 1 (aged 19-59 years) n = 84 Group 2 (aged ≥60 years) n = 20	Serious adverse events Local adverse events Systemic adverse events
Szymczakiewicz-Multanowska 2009 [125]	Poland Multicentre	Adults (aged ≥18 years) N = 2 654 Grouped by age: Group 1 (aged 18-60 years) n = 1 300 Group 2 (aged ≥61 years) n = 1 354	ccIV3 (n = 1 322): Group 1 (aged 18-60 years) n = 652: Mean age 38.7 (SD 12.7), 42% male Group 2 (aged ≥ 60 years) n = 678: Mean age 69.1 (SD 5.7), 42% male	IIV3 (Agrippal) n = 1,318: Group 1 (aged 18-60 years) n = 648: Mean age 38.7 (SD 12.7), 43% male Group 2 (aged ≥ 60 years) n = 676: Mean age 68.8 (SD 5.6), 43% male	Serious adverse events Mortality Local adverse events Systemic adverse events

Author (Year)	Country Setting	Population Study size	Vaccine (s)	Comparator (s)	Safety outcomes
Szymczakiewicz-Multanowska 2012 [126] Extension study of revaccination for Szymczakiewicz-Multanowska 2009 [125]	Poland	Adults (aged ≥18 years) N = 1 522	Revaccination ccIV3 (Optafu) n = 639 Cell-derived influenza vaccine with concomitant pneumococcal vaccine group (n = 78)	Revaccination IIV3 (Agrippal) n = 226 IIV3with concomitant Pneumococcal vaccine (n = 44)	Local adverse events Systemic adverse events
Non-randomised studies					
Hall 2018 [74]	United Kingdom Primary Healthcare records from general practice (THIN database) n = 497	Adults (aged ≥ 18 years) N = 4 578 Mean age 60.5 years (SD 16.5) 42.6% male, 56.9% had a history of 1≥ chronic illness	ccIV3 (Optafu)	Non-applicable	Severe allergic reactions (anaphylactic reactions and severe angioedema), Bell's palsy, Convulsions, Demyelination in total and Guillain Barré Syndrome alone, Paresthesia, Noninfectious encephalitis, Neuritis (optic and brachial), Vasculitis, Inflammatory bowel disease, Thrombocytopenia
Loebermann 2013 [91]	Germany University-based center	Adults (aged ≥18 years) N = 126 Mean age 54.36 (SD17.3), 56 males (44%) Aged 18–60 years n = 62: Mean age 39.76 (SD 12.0), 27 males (44%) Aged ≥61 years n = 64: Mean age 68.5 (SD 6.0), 29 males (45%)	ccIV3 (Optafu)	Non-applicable	Solicited local reactions Systemic reactions
Loebermann 2019 [90]	Berlin, Germany Clinical trial	Adults (aged ≥18 years) N = 126 Mean age 53.8 (SD 16.7), 55 males (44%) Aged 18 to ≤60 years, n = 63: Mean age 39.3 (SD 0.7), 25 males (40%) Aged ≥61 years, n = 63: Mean age 68.3 (SD 4.8), 30 males (48%)	ccIV3 (Optafu)	Non-applicable	Solicited adverse events Unsolicited adverse events
Vinnemeier 2014 [136]	Germany University Medical Center	Adults (aged ≥ 18 years) N = 126 Mean age 52.7 (SD 17.7), 62 males (49%)	ccIV3 (Optafu)	Non-applicable	Solicited local and systemic reactions Serious adverse events

Key: ccIV3- cell-based trivalent inactivated influenza vaccine; ccIV4- cell-based quadrivalent inactivated influenza vaccine; HD-IIV3 – high-dose trivalent inactivated influenza vaccine; IIV4 – quadrivalent inactivated influenza vaccine; IIV3 – trivalent inactivated influenza vaccine

Appendix 7.4 Recombinant HA influenza vaccines

Author (Year)	Country Setting	Population Study size	Vaccine (s)	Comparator (s)	Safety outcomes
Randomised controlled trials					
Baxter 2011 [33]	United States Multicentre	Healthy adults (aged 50-64 years) N = 602 Mean age 55.8 (SD 3.67), 223 males (37%)	Recombinant HA influenza vaccine (FluBlok) n = 300: Mean age 55.9 (SD 3.71), 113 males (38%)	IIV3 (Fluzone) n = 302: Mean age 55.7 (SD 3.64), 110 males (36%)	Serious adverse events Mortality Local adverse events Systemic adverse events
Cowling 2019 [48]	Hong Kong	Adults (aged 65–82 years) Community dwelling N = 1 861	Recombinant HA influenza vaccine (Flublok) n = 335: 140 males (42%) aIIV3 (Fluad) n = 508: 200 males (39%) HD-IIV3 (Fluzone HD) n = 510: 183 males (36%)	SD-IIV4 (FluQuadri) n = 508: 207 females (41%)	Serious adverse events Hospitalisation
Dunkle 2017a [57]	United States Multicentre (outpatients)	Adults (aged ≥ 50 years) living independently without clinically significant acute illness N=9 003	Recombinant HA influenza vaccine (n=4 328) Mean age 63 years (range 50-96) 1 796 males (41.5%)	IIV4 (n=4 344) Mean age 63 years (range 50-94) 1 807 Males (41.6%)	Serious adverse events Mortality Local adverse events Systemic adverse events
Dunkle 2017b [58]	United States Multicentre	Adults (aged 15-49 years) N = 1 350	Recombinant HA influenza vaccine (n=998): Mean age 33.3, 359 males (36%)	IIV4 (n=332): Mean age 34.0, 110 males (33%)	Serious adverse events Mortality Local adverse events Systemic adverse events
Izikson 2015 [77]	United States Multicentre	Adults (aged ≥50 years) N = 2 640 Grouped by age: Aged 50-64 (n = 1 345) Aged ≥65 years (n = 1 295)	Recombinant HA influenza vaccine (Flublok) n = 1,319: Aged 50-64 (n = 675): Mean age 56.6, 292 males (43%) Aged ≥65 years (n = 644): Mean age 71.7, 297 males (46%)	IIV3 (AFLURIA) n = 1,321: Aged 50-64 (n = 670): Mean age 56.5, 293 males (43%) Aged ≥65 years (n = 651): Mean age 71.2, 303 males (46%)	Serious adverse events Mortality Local adverse events Systemic adverse events
Keitel 2009 [84]	United States Multicentre	Adults (aged ≥65 years) Community dwelling N = 869	Recombinant HA influenza vaccine (n = 436): Mean age 72.9 (SD 6.66), 208 males	IIV3 (Fluzone) n = 433: Mean age 73.0 (SD 6.13), 199 males	Serious adverse events Mortality Local adverse events Systemic adverse events
Safdar 2006 [116]	United States	Adults with Non-Hodgkin B Cell Lymphoma N =27 Mean age 55 years, 15 males	Recombinant HA influenza vaccine (15 µg) (n = 9) Recombinant HA influenza vaccine (45 µg) (n = 6) Recombinant HA influenza vaccine (135 µg) (n = 6)	IIV3 (n= 6)	Serious adverse events Local adverse events Systemic adverse events
Treanor 2006 [128]	United States	Adults (aged ≥18 years) Community dwelling Mean age 72 years (range 65–90), 49% male N= 399	Recombinant HA influenza vaccine (15 µg) Recombinant HA influenza vaccine (45 µg) Recombinant HA influenza vaccine (135 µg)	IIV3	Local adverse events Systemic adverse events

Author (Year)	Country Setting	Population Study size	Vaccine (s)	Comparator (s)	Safety outcomes
Treanor 2007 [129]	United States Academic medical centres	Adults (18- 49 years) N = 458 Median age 31 (range 18-49), 170 males (37%)	Recombinant HA (75 µg) influenza vaccine (n = 151): Median age 32 (range 18-49), 48 males (32%) Recombinant HA influenza vaccine (135 µg) (n = 153) Median age 30 (range 18-49), 57 males (37%)	Saline placebo (n = 154): Median age 32 (range 18-49), 65 males (42%)	Mortality Local adverse events Systemic adverse events
Treanor 2011 [127]	United States Multicentre	Adults (aged 18-55 years) N=4 648 Across groups: Mean age 32.5 years, 59% Female	Recombinant HA influenza vaccine (45 µg) (Flublok) n = 2,344	Saline (n = 2,304)	Mortality Local adverse events Systemic adverse events
Non-randomised studies					
No relevant studies identified.					

Key: *IIV3* – trivalent inactivated influenza vaccine; *IIV4* – quadrivalent inactivated influenza vaccine; *PCR* - polymerase chain reaction; *RIV3*- Recombinant HA trivalent inactivated influenza vaccine; *RIV4*- Recombinant HA quadrivalent inactivated influenza vaccines

Appendix 8. Safety sub group analyses- older adults

Appendix 8.1 MF59[®] adjuvanted influenza vaccine

Adverse event	Cowling 2019 †		De Bruijn 2006		Frey 2014		Gasparini 2001		Li 2008		Minutello 1999		Pregliasco 2001‡		Ruf 2004		Scheifele 2013		Seo 2014		Sindoni 2009		Pooled RR (95%CI lower, 95%CI upper)
	aIIV3 n = 508	IIV4 n = 508	aIIV3 n = 130	IIV3 n = 129	aIIV3 n = 3 505	IIV3 n = 3 495	aIIV3 n = 204	IIV3 n = 104	aIIV3 n = 391	IIV3 n = 198	aIIV3 n = 46	IIV3 n = 46	aIIV3 n = 207	IIV3 n = 213	aIIV3 n = 273	IIV3 n = 272	aIIV3 n = 301	IIV3 n = 307	aIIV3 n = 111	IIV3 n = 113	aIIV3 n = 96	IIV3 n = 99	Indicates results distinct from main analyses
Local																							
Combined	-	-	60	24	1 122	594	-	-	94	30	-	-	4	1	-	-	-	-	-	-	48	27	1.92 (1.53, 2.40)
Pain	64	59	48	12	876	419	39	11	40	6	19	3	-	-	84	46	114	64	12	8	7	2	2.12 (1.51, 2.98)
Erythema	14	17	3	0	35	35	14	5	6	3	14	7	-	-	55	39	39	39	39	39	-	-	0.96 (0.52, 1.75)
Swelling	47	43	-	-	35	35	11	2	-	-	-	-	-	-	-	-	36	19	3	4	-	-	1.28 (0.78, 2.12)
Induration	-	-	-	-	35	35	10	3	2	5	6	6	-	-	56	40	24	14	-	-	-	-	1.12 (0.59, 2.16)
Systemic																							
Combined	-	-	41	28	1 122	909	-	-	42	19	-	-	0	2	-	-	120	121	-	-	23	18	1.18 (0.91, 1.53)
Arthralgia	-	-	1	2	280	245	10	4	-	-	0	0	-	-	9	16	38	34	6	1	-	-	1.08 (0.56, 2.06)
Chills	-	-	-	-	245	175	8	3	-	-	3	1	-	-	21	13	-	-	3	2	-	-	1.43 (1.26, 1.63)
Diarrhoea	-	-	-	-	189	175	-	-	3	4	-	-	-	-	-	-	-	-	-	-	-	-	1.06 (0.87, 1.29)
Fatigue	37	21	-	-	456	315	-	-	13	2	-	-	-	-	24	26	56	65	6	1	2	2	1.37 (0.84, 2.22)
Fever	16	7	-	-	175	105	4	2	62	15	0	0	-	-	2	4	-	-	0	0	-	-	1.66 (0.96, 2.88)
Headache	-	-	23	14	456	350	12	7	14	5	2	1	-	-	19	29	29	35	3	1	-	-	1.10 (0.80, 1.51)
Malaise	-	-	-	-	-	-	12	9	-	-	7	0	-	-	-	-	33	35	6	0	-	-	2.07 (0.17, 24.56)
Myalgia	9	14	-	-	526	315	10	4	7	1	4	0	-	-	29	21	78	58	9	1	-	-	1.60 (0.87, 2.94)
Nausea	6	1	-	-	105	105	4	2	-	-	1	0	-	-	-	-	-	-	-	-	-	-	1.38 (0.42, 4.52)
Vomiting	-	-	-	-	105	70	-	-	4	2	-	-	-	-	-	-	-	-	-	-	-	-	1.48 (1.10, 1.98)

Key: aIIV3 – MF59 adjuvanted trivalent inactivated influenza vaccine; IIV3 – trivalent inactivated influenza vaccine; IIV4 – quadrivalent inactivated influenza vaccine

† The valency of vaccines administered to intervention and comparator groups was not the same: aIIV3 compared with IIV4.

‡ Institutionalised elderly adults > 64 years.

Appendix 8.2 High-dose influenza vaccine

Adverse event	Couch 2007 Cowling 2019†		Cowling 2009		Falsey 2009		Keipp Talbot 2018		Keitel 2006		Tsang 2014		Pooled RR (95%CI lower, 95%CI upper)
	HD-IIV	SD-IIV3	HD-IIV	SD-IIV	HD-IIV3	SD-IIV3	HD-IIV3	SD-IIV3	HD-IIV3	SD-IIV3	HD-IIV3	SD-IIV3	
	n = 206	n = 208	n = 508	n = 510	n = 2 572	n = 1 260	n = 50	n = 51	n = 50	n = 51	n = 320	n = 319	Indicates results distinct from main analyses
Local													
Combined	-	-	-	-	-	-	-	-	35	25	158	110	1.43 (1.21, 1.69)
Pain	83	41	73	59	915	306	-	-	31	21	119	58	1.62 (1.24, 2.12)
Erythema	60	58	18	17	384	136	-	-	17	13	57	49	1.23 (1.04, 1.46)
Swelling	49	38	63	43	165	45	-	-	-	-	46	24	1.59 (1.21, 2.09)
Induration	-	-	-	-	-	-	-	-	-	-	47	34	1.38* (0.91, 2.08)
Ecchymosis	-	-	-	-	-	-	-	-	-	-	20	20	1.00* (0.55, 1.82)
Systematic													
Combined	-	-	-	-	882	370	-	-	6	10	116	82	1.19 (1.09, 1.31)
Chills	-	-	-	-	-	-	-	-	-	-	29	12	2.41* (1.25, 4.64)
Diarrhoea	-	-	-	-	-	-	0	2	-	-			0.20* (0.01, 4.14)
Fatigue	-	-	25	21	-	-	-	-	-	-			1.19* (0.67, 2.09)
Fever	9	1	12	7	92	29	-	-	0	1	18	6	2.10 (0.76, 5.79)
Headache	34	27	-	-	432	181	-	-	0	1	60	42	1.25 (0.92, 1.70)
Malaise	47	36	-	-	463	176	-	-	0	1	51	43	1.25 (0.96, 1.62)
Myalgia	54	32	7	14	550	231	-	-	0	1	81	48	1.20 (0.62, 2.32)
Vomiting	-	-	-	-	-	-	3	2	-	-			1.53* (0.27, 8.77)

Key: HD – high dose; IIV3 - trivalent inactivated influenza vaccine; IIV4 – quadrivalent inactivated influenza vaccine; SDIIV3 – standard dose trivalent inactivated influenza vaccine

* Indicates single study analyses

† The valency of vaccines administered to intervention and comparator groups was not the same: HD-IIV3 compared with SD-IIV4.

Appendix 8.3 Cell-based influenza vaccine

Adverse event	Ehrlich 2012a		Groth 2009 †		Halperin 2002		Song 2015 ‡		Szymczakiewicz-Multanowska 2009		Pooled RR (95%CI lower, 95%CI upper)
	ccIIV3 n = 1 080	IIV3 n = 137	ccIIV3 n = 60	IIV3 N = 58	ccIIV3 n = 176	IIV3 N = 93	ccIIV3 n = 210	IIV3 N = 20	ccIIV3 n = 678	IIV3 n = 676	Indicates results distinct from main analyses
Local											
Combined	220	34	28	36	42	14	48	4	-	-	0.96 (0.56, 1.64)
Pain	177	30	6	9	-	-	33	3	64	32	1.06 (0.45, 2.49)
Erythema	39	5	13	18	10	5	12	0	72	72	0.93 (0.71, 1.22)
Swelling	40	3	8	17	8	3	3	0	23	17	1.00 (0.48, 2.10)
Induration	28	4	8	13	-	-	-	-	37	29	1.04 (0.71, 1.51)
Echymosis	-	-	0	2	-	-	-	-	26	25	0.96 (0.57, 1.62)
Tenderness	-	-	-	-	38	8	25	2	-	-	2.17 (1.15, 4.08)
Systemic											
Combined	-	-	24	19	62	32	35	5	-	-	1.03 (0.79, 1.34)
Arthralgia	45	2	3	1	-	-	-	-	41	44	1.11 (0.75, 1.63)
Chills	60	2	2	3	22	10	-	-	23	26	1.19 (0.43, 3.33)
Diarrhoea	-	-	-	-	5	3	2	0	-	-	0.81 (0.23, 2.89)
Fatigue	118	9	14	12	-	-	24§	2§	73	84	1.01 (0.79, 1.29)
Fever	17	0	0	1	5	4	0	0	5	5	0.92 (0.26, 3.24)
Malaise	119	7	4	6	-	-	-	-	70	75	1.07 (0.82, 1.42)
Myalgia	99	6	3	1	24	16	24	2	46	57	1.08 (0.58, 1.98)
Nausea	-	-	-	-	11	2	-	-	-	-	2.91* (0.66, 12.84)
Vomiting	-	-	-	-	1	0	1	0	-	-	0.84 (0.10, 7.15)

Key: ccIIV3 – cell-based trivalent inactivated influenza vaccine; IIV3 – trivalent inactivated influenza vaccine

* Indicates single study analyses

† Adults ≥61 years of age.

‡ Adults ≥60 years of age.

Appendix 9. Supplementary GRADE assessment

Appendix 9.1 MF59[®] adjuvanted influenza vaccines

Safety of aIIV3 compared with IIV3					
Patient or population: Adults (aged ≥18 years)					
Setting: All settings					
Intervention: aIIV3					
Comparison: IIV3					
Outcomes	Anticipated absolute effects* (95% CI)		Relative effect (95% CI)	No. of participants (studies)	Certainty of the evidence (GRADE)
	Risk with IIV3	Risk with aIIV3			
Redness-erythema	34 per 1 000	41 per 1 000 (32 to 53)	RR 1.20 (0.93 to 1.55)	11 103 (11 RCTs)	⊕⊕⊕○ MODERATE ^a
Swelling	22 per 1 000	29 per 1 000 (17 to 47)	RR 1.28 (0.78 to 2.12)	9 437 (5 RCTs)	⊕⊕○○ LOW ^{a,b}
Induration	29 per 1 000	37 per 1 000 (22 to 65)	RR 1.30 (0.75 to 2.25)	9 604 (8 RCTs)	⊕⊕○○ LOW ^{a,b}
Myalgia	81 per 1 000	139 per 1 000 (88 to 218)	RR 1.71 (1.09 to 2.69)	10 844 (10 RCTs)	⊕⊕⊕○ MODERATE ^a
Headache	92 per 1 000	110 per 1 000 (81 to 148)	RR 1.19 (0.88 to 1.61)	10 087 (10 RCTs)	⊕⊕○○ LOW ^{a,c}
Shiver-chills	47 per 1 000	81 per 1 000 (57 to 114)	RR 1.7 (1.2 to 2.4)	8 631 (7 RCTs)	⊕⊕⊕○ MODERATE ^a
Arthralgia	66 per 1 000	82 per 1 000 (43 to 151)	RR 1.25 (0.66 to 2.31)	9 498 (9 RCTs)	⊕⊕○○ LOW ^{a,b}
Malaise	86 per 1 000	142 per 1 000 (47 to 438)	RR 1.65 (0.54 to 5.09)	1 694 (6 RCTs)	⊕⊕○○ LOW ^{a,b}
Nausea	26 per 1 000	33 per 1 000 (15 to 73)	RR 1.27 (0.57 to 2.82)	8 717 (5 RCTs)	⊕⊕○○ LOW ^{a,b}
Fatigue	86 per 1 000	127 per 1 000 (80 to 199)	RR 1.47 (0.93 to 2.31)	10 338 (8 RCTs)	⊕⊕○○ LOW ^{a,b}

***The risk in the intervention group** (and its 95% confidence interval) is based on the assumed risk in the comparison group and the **relative effect** of the intervention (and its 95% CI).

CI: Confidence interval; **RR:** Risk ratio

GRADE Working Group grades of evidence

High certainty: We are very confident that the true effect lies close to that of the estimate of the effect

Moderate certainty: We are moderately confident in the effect estimate: The true effect is likely to be close to the estimate of the effect, but there is a possibility that it is substantially different

Low certainty: Our confidence in the effect estimate is limited: The true effect may be substantially different from the estimate of the effect

Very low certainty: We have very little confidence in the effect estimate: The true effect is likely to be substantially different from the estimate of effect

Explanations

a. Downgraded one level due to risk of bias (See Figures 3.22 and 3.23)

b. Downgraded one level due to imprecision

c. Downgraded one level due to inconsistency in results between studies

Appendix 9.2 High-dose influenza vaccines

Effectiveness of HD-IIV3 compared with SD-IIV3 for influenza-related outcomes			
Patient or population: Older adults (aged ≥65 years) Setting: All settings Intervention: HD-IIV3 Comparison: SD-IIV3			
Outcomes	Vaccine effectiveness (95% CI)	Number of studies (number of seasons)	Certainty of the evidence (GRADE)
Influenza- related hospitalisation	VE 11.8% (6.4 to 17.0)	2 observational studies (7 influenza seasons)	⊕⊕○○ LOW ^{a,b}
Influenza- or pneumonia-related hospitalisation	VE 13.7% (9.5 to 17.7)	3 observational studies (6 influenza seasons)	⊕⊕○○ LOW ^c
Influenza-related hospital encounters	VE 13.1% (8.4 to 17.7)	5 observational studies (6 influenza seasons)	⊕⊕○○ LOW ^{a,d}
Influenza- related office visits	VE 3.5% (1.5 to 5.5)	2 observational studies (3 influenza seasons)	⊕⊕○○ LOW ^{a,d}
VE: Vaccine effectiveness [(1 – Odds Ratio)*100%] CI: Confidence interval *Given the outcome of interest typically incorporating adjustments results are not presented as raw rates GRADE Working Group grades of evidence High certainty: We are very confident that the true effect lies close to that of the estimate of the effect Moderate certainty: We are moderately confident in the effect estimate: The true effect is likely to be close to the estimate of the effect, but there is a possibility that it is substantially different Low certainty: Our confidence in the effect estimate is limited: The true effect may be substantially different from the estimate of the effect Very low certainty: We have very little confidence in the effect estimate: The true effect is likely to be substantially different from the estimate of effect			

Explanations

- a. Downgraded one level due to risk of bias
- b. Downgraded one level due to inconsistency in results
- c. Downgraded two levels due to very serious risk of bias
- d. Downgraded one level due to imprecision

Safety of HD-IIV compared with SD-IIV**Patient or population:** Adults (aged ≥18 years)**Setting:** All settings**Intervention:** HD-IIV3 or HD-IIV4**Comparison:** SD-IIV3 OR SD-IIV4

Outcomes	Anticipated absolute effects* (95% CI)		Relative effect (95% CI)	Nº of participants (studies)	Certainty of the evidence (GRADE)
	Risk with SD-IIV	Risk with HD-IIV			
Ecchymosis	45 per 1 000	45 per 1 000 (25 to 80)	RR 1.00 (0.56 to 1.80)	938 (2 RCTs)	⊕⊕⊕○ MODERATE ^a
Induration	79 per 1 000	128 per 1 000 (87 to 188)	RR 1.63 (1.10 to 2.39)	938 (2 RCTs)	⊕⊕○○ LOW ^{a,b}
Redness-erythema	121 per 1 000	170 per 1 000 (110 to 263)	RR 1.41 (0.91 to 2.18)	5 625 (7 RCTs)	⊕⊕○○ LOW ^{a,b}
Swelling	53 per 1 000	116 per 1 000 (59 to 228)	RR 2.20 (1.12 to 4.32)	5 524 (6 RCTs)	⊕⊕○○ LOW ^{a,b}
Headache	142 per 1 000	191 per 1 000 (145 to 251)	RR 1.35 (1.02 to 1.77)	5 645 (7 RCTs)	⊕⊕○○ LOW ^{a,c}
Malaise	142 per 1 000	181 per 1 000 (153 to 215)	RR 1.28 (1.08 to 1.51)	5 622 (7 RCTs)	⊕⊕⊕○ MODERATE ^a
Myalgia	174 per 1 000	241 per 1 000 (174 to 333)	RR 1.39 (1.00 to 1.92)	5 625 (7 RCTs)	⊕⊕⊕○ MODERATE ^a
Shiver-chills	62 per 1 000	107 per 1 000 (66 to 174)	RR 1.73 (1.07 to 2.81)	1 278 (4 RCTs)	⊕⊕○○ LOW ^{a,b}

***The risk in the intervention group** (and its 95% confidence interval) is based on the assumed risk in the comparison group and the **relative effect** of the intervention (and its 95% CI).

CI: Confidence interval; **RR:** Risk ratio

GRADE Working Group grades of evidence

High certainty: We are very confident that the true effect lies close to that of the estimate of the effect

Moderate certainty: We are moderately confident in the effect estimate: The true effect is likely to be close to the estimate of the effect, but there is a possibility that it is substantially different

Low certainty: Our confidence in the effect estimate is limited: The true effect may be substantially different from the estimate of the effect

Very low certainty: We have very little confidence in the effect estimate: The true effect is likely to be substantially different from the estimate of effect

Explanations

a. Downgraded one level due to risk of bias (See Figures 3.42 and 3.43)

b. Downgraded one level due to imprecision

c. Downgraded one level due to inconsistency in results

Appendix 9.3 Cell-based influenza vaccines

Safety of ccIIV3 compared with IIV3					
Patient or population: Adults (aged ≥18 years)					
Setting: All settings					
Intervention: ccIIV3					
Comparison: IIV3					
Outcomes	Anticipated absolute effects* (95% CI)		Relative effect (95% CI)	Nº of participants (studies)	Certainty of the evidence (GRADE)
	Risk with IIV3	Risk with ccIIV3			
Redness-erythema	123 per 1 000	120 per 1 000 (100 to 145)	RR 0.98 (0.81 to 1.18)	15 396 (6 RCTs)	⊕⊕⊕○ MODERATE ^a
Swelling	48 per 1 000	52 per 1 000 (37 to 72)	RR 1.08 (0.77 to 1.51)	15 396 (6 RCTs)	⊕⊕○○ LOW ^{a,b}
Induration	60 per 1 000	58 per 1 000 (44 to 75)	RR 0.96 (0.74 to 1.25)	13 516 (4 RCTs)	⊕⊕○○ LOW ^{a,b}
Ecchymosis	30 per 1 000	38 per 1 000 (31 to 47)	RR 1.27 (1.03 to 1.56)	10 308 (3 RCTs)	⊕⊕○○ LOW ^{a,c}
Chills	50 per 1 000	56 per 1 000 (32 to 98)	RR 1.12 (0.64 to 1.95)	14 247 (5 RCTs)	⊕⊕○○ LOW ^{a,b}
Arthralgia	31 per 1 000	38 per 1 000 (28 to 51)	RR 1.22 (0.90 to 1.66)	13 516 (4 RCTs)	⊕⊕○○ LOW ^{a,b}
Myalgia	100 per 1 000	111 per 1 000 (90 to 138)	RR 1.11 (0.90 to 1.38)	15 396 (6 RCTs)	⊕⊕○○ LOW ^{a,b}
Malaise	86 per 1 000	95 per 1 000 (65 to 139)	RR 1.11 (0.76 to 1.62)	14 665 (5 RCTs)	⊕⊕○○ LOW ^{a,b}
Headache	143 per 1 000	150 per 1 000 (130 to 173)	RR 1.05 (0.91 to 1.21)	15 396 (6 RCTs)	⊕⊕⊕○ MODERATE ^a
Fatigue	115 per 1 000	120 per 1 000 (86 to 164)	RR 1.04 (0.75 to 1.43)	13 516 (4 RCTs)	⊕⊕○○ LOW ^{a,b}

***The risk in the intervention group** (and its 95% confidence interval) is based on the assumed risk in the comparison group and the **relative effect** of the intervention (and its 95% CI).

CI: Confidence interval; **RR:** Risk ratio

GRADE Working Group grades of evidence
High certainty: We are very confident that the true effect lies close to that of the estimate of the effect
Moderate certainty: We are moderately confident in the effect estimate: The true effect is likely to be close to the estimate of the effect, but there is a possibility that it is substantially different
Low certainty: Our confidence in the effect estimate is limited: The true effect may be substantially different from the estimate of the effect
Very low certainty: We have very little confidence in the effect estimate: The true effect is likely to be substantially different from the estimate of effect

Explanations

- a. Downgraded one level due to risk of bias (See Figures 3.64 and 3.65)
- b. Downgraded one level due to imprecision
- c. Downgraded one level due to inconsistency in results

Appendix 9.4 Recombinant HA influenza vaccines

Safety of RIV compared with IIV					
Patient or population: Adults (aged ≥18 years)					
Setting: All settings					
Intervention: RIV3 or RIV4					
Comparison: IIV3 or IIV4					
Outcomes	Anticipated absolute effects* (95% CI)		Relative effect (95% CI)	Nº of participants (studies)	Certainty of the evidence (GRADE)
	Risk with IIV	Risk with RIV			
Redness-erythema	32 per 1 000	38 per 1 000 (21 to 69)	RR 1.18 (0.64 to 2.15)	14 895 (6 RCTs)	⊕⊕⊕○ MODERATE ^a
Swelling	41 per 1 000	37 per 1 000 (20 to 70)	RR 0.91 (0.48 to 1.72)	12 367 (6 RCTs)	⊕⊕○○ LOW ^{a,b}
Tenderness	292 per 1 000	257 per 1 000 (193 to 348)	RR 0.88 (0.66 to 1.19)	13 821 (6 RCTs)	⊕⊕○○ LOW ^{a,b}
Chills	45 per 1 000	60 per 1 000 (47 to 78)	RR 1.33 (1.03 to 1.72)	4 555 (3 RCTs)	⊕⊕○○ LOW ^{a,c}
Fatigue	64 per 1 000	57 per 1 000 (47 to 68)	RR 0.89 (0.74 to 1.06)	14 930 (6 RCTs)	⊕⊕○○ LOW ^{a,b}
Headache	60 per 1 000	47 per 1 000 (19 to 119)	RR 0.79 (0.32 to 1.98)	11 668 (5 RCTs)	⊕⊕⊕○ MODERATE ^a
Myalgia	43 per 1 000	42 per 1 000 (31 to 55)	RR 0.97 (0.73 to 1.29)	14 269 (6 RCTs)	⊕⊕⊕○ MODERATE ^a
Nausea	39 per 1 000	47 per 1 000 (30 to 73)	RR 1.19 (0.76 to 1.86)	5 597 (5 RCTs)	⊕⊕⊕○ MODERATE ^a

***The risk in the intervention group** (and its 95% confidence interval) is based on the assumed risk in the comparison group and the **relative effect** of the intervention (and its 95% CI).

CI: Confidence interval; **RR:** Risk ratio

GRADE Working Group grades of evidence

High certainty: We are very confident that the true effect lies close to that of the estimate of the effect

Moderate certainty: We are moderately confident in the effect estimate: The true effect is likely to be close to the estimate of the effect, but there is a possibility that it is substantially different

Low certainty: Our confidence in the effect estimate is limited: The true effect may be substantially different from the estimate of the effect

Very low certainty: We have very little confidence in the effect estimate: The true effect is likely to be substantially different from the estimate of effect

Explanations

a. Downgraded one level due to risk of bias (See Figures 3.76 and 3.77)

b. Downgraded one level due to imprecision

c. Downgraded one level due to inconsistency

**European Centre for Disease
Prevention and Control (ECDC)**

Gustav III:s Boulevard 40, 16973 Solna, Sweden

Tel. +46 858601000

Fax +46 858601001

www.ecdc.europa.eu

An agency of the European Union

www.europa.eu

Subscribe to our publications

www.ecdc.europa.eu/en/publications

Contact us

publications@ecdc.europa.eu

Follow us on Twitter

[@ECDC_EU](https://twitter.com/ECDC_EU)

Like our Facebook page

www.facebook.com/ECDC.EU



Publications Office
of the European Union